

OLEV

ONLY LED
ONLY DESIGN



PHOTOGRAPHIC
C A T A L O G

EXCLUSIVE LAMPS

Made in Italy



Andrea Lanaro
Andrea Lanaro, CEO di OLEV



La boutique della luce

The lighting boutique

Ogni lampada viene trattata come un **pezzo unico d'arte**, assemblata **a mano** e testata nel nostro stabilimento di Colceresa (Italy).

Proponiamo oltre **20 differenti finiture**, colorazioni che nascono come miscele create appositamente per OLEV da abili artigiani italiani.

Every lamp is treated like a **unique art piece**, assembled **by hand** and tested in our Colceresa (Italy) facility.

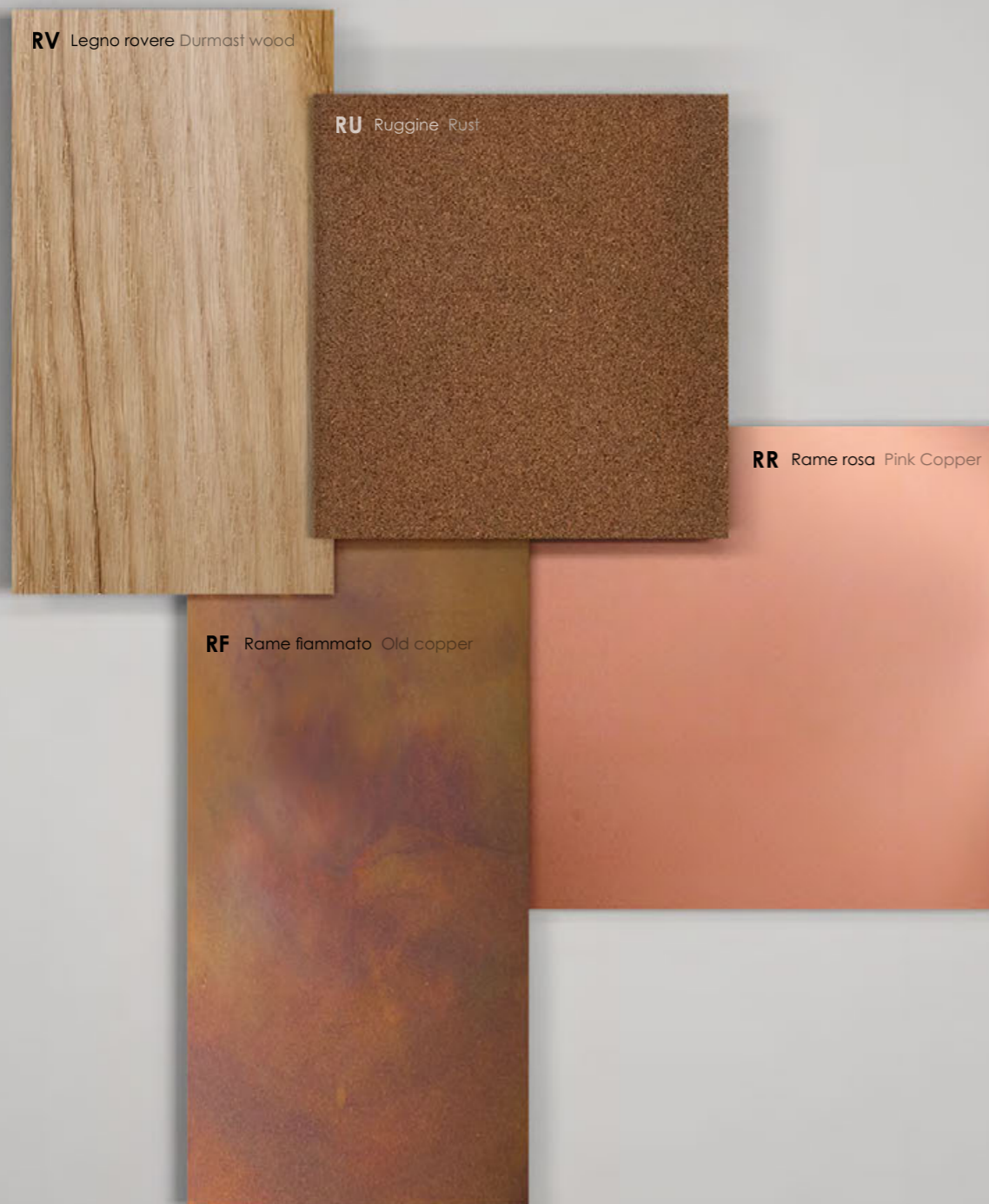
More than **20 different finishes** are available. Our colours are born out of mixes especially created for OLEV by expert Italian artisans.

FINITURE METALLICHE E ESSENZE

METAL FINISHES AND VENEERS

Lasciati ispirare dalle nostre **finiture uniche**: più di **20 formule** cromatiche segrete, sviluppate da abili artigiani italiani.

Let our unique **finishes** inspire you: more than **20 secret** color formulas, developed by skilled Italian craftsmen.



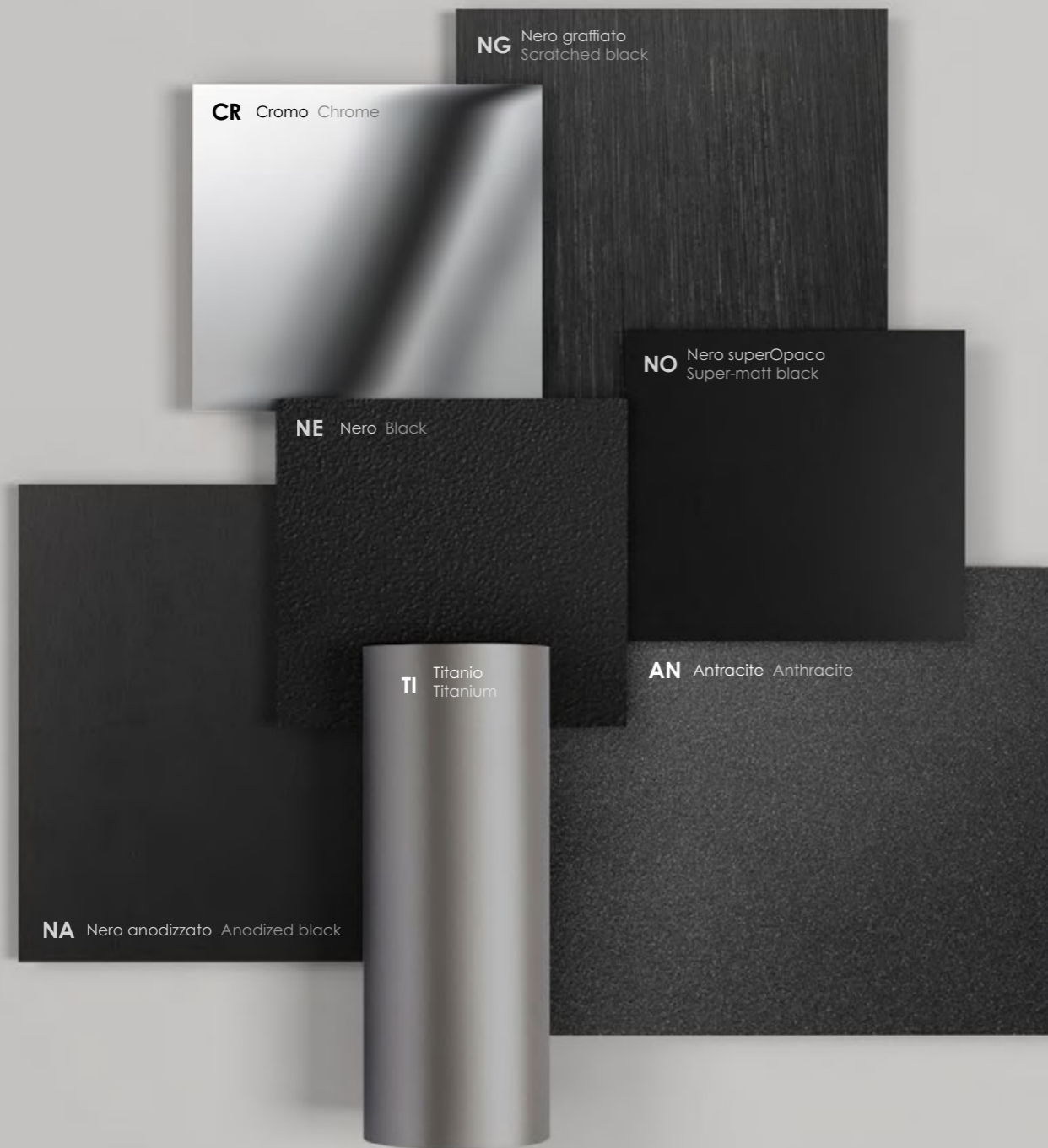
FINITURE METALLICHE

METAL FINISHES



FINITURE METALLICHE

METAL FINISHES




FINITURE METALLICHE

METAL FINISHES



COLORI VETRO

GLASS COLOURS





INDEX

INDOOR

LAMPADE A SOSPENSIONE SUSPENSION LAMPS

Indice interattivo:
clicca sulla foto
Interactive index:
click on the photo



INDOOR

LAMPADE DA SOFFITTO & PARETE

WALL & CEILING LAMPS

NEW

SOFFITTO - CEILING



BEAM MASTER Ø25
PAGE 158

SOFFITTO - CEILING



BEAM MASTER Ø35 - 60 - 80
PAGE 160

NEW

SOFFITTO - CEILING



BEAM MASTER Ø60 ZUMMY
PAGE 164

SOFFITTO - CEILING



BEAM MASTER Ø35 230V
PAGE 166

Indice interattivo:
clicca sulla foto
Interactive index:
click on the photo



PARETE - WALL
SOFFITTO - CEILING




SHINE SPOT 230V
PAGE 170

PARETE - WALL



SLIGHT AP
PAGE 152

PARETE - WALL



TAB LED
PAGE 156

PARETE - WALL



CIDI AP
PAGE 180

SOFFITTO - CEILING




CIDI PL
PAGE 184

PARETE - WALL
SOFFITTO - CEILING



EYE SPOT
PAGE 176

PARETE - WALL
SOFFITTO - CEILING



EYE SPOT 230V
PAGE 174

NEW

PARETE - WALL



EYE SPOT 230V LEATHER
PAGE 176

PARETE - WALL



TURN
PAGE 198

PARETE - WALL



ZEN
PAGE 196

NEW

PARETE - WALL



LA PALLINA AP
PAGE 202

SOFFITTO - CEILING



MERCEDES PL
PAGE 190

PARETE - WALL



OLORFLEX
PAGE 178

PARETE - WALL



OTTOMANO
PAGE 148

NEW

SOFFITTO - CEILING



OVERFLY PLUS PL
PAGE 144

SOFFITTO - CEILING



PIPE PL
PAGE 192

PARETE - WALL



PLORIT AP
PAGE 200

PARETE - WALL
SOFFITTO - CEILING



POLY ESAGONO PL
PAGE 186

PARETE - WALL



SHINE PLUMAGE AP
PAGE 168

PARETE - WALL
SOFFITTO - CEILING



SHINE SPOT
PAGE 172

INDOOR

LAMPADE DA SOFFITTO INCASSO


CEILING LAMPS BUILT-IN

SOFFITTO - CEILING



TINY
PAGE 206

SOFFITTO - CEILING




TINY GHOST
PAGE 206

SOFFITTO - CEILING



TINY ADJUSTABLE
PAGE 208

SOFFITTO - CEILING



TINY ADJUSTABLE GHOST
PAGE 208

INDOOR

LAMPADE DA BINARIO 48V TRACK LAMPS 48V

Indice interattivo:
clicca sulla foto
Interactive index:
click on the photo



BEAM MASTER TRACK 48V Ø25
PAGE 270

BEAM MASTER TRACK 48V Ø35 - 60 - 80
PAGE 274

BEAM MASTER TRACK 48V Ø60 ZUMMY
PAGE 276



EYE SPOT TRACK 48V
PAGE 278

LA PALLINA TRACK 48V
PAGE 282

OVERFLY TRACK 48V
PAGE 268

SHINE SPOT TRACK 48V
PAGE 280


LAMPADE DA BINARIO 230V TRACK LAMPS 230V



BEAM MASTER TRACK 230V Ø 60 - 80
PAGE 284

INDOOR

LAMPADE DA TERRA FLOOR LAMPS




BOOM
PAGE 238

CRANE
PAGE 246

FLAMINGO PT
PAGE 244

JOINTED
PAGE 262

NAKED
PAGE 256




PLORIT PT
PAGE 258

SLIGHT PT
PAGE 260

THIRTIES
PAGE 250

TOP
PAGE 264

LAMPADE DA TAVOLO TABLE LAMPS



ANTARTIC
PAGE 214

DRUM
PAGE 226

FLAMINGO T
PAGE 234

LA PALLINA
PAGE 230

MAKÀ
PAGE 218

TEE
PAGE 222

OUTDOOR

LAMPADE DA PARETE WALL LAMPS

Indice interattivo:
clicca sulla foto
Interactive index:
click on the photo



MARKIL
PAGE 288



UP&DOWN
PAGE 290

LAMPADE DA SOFFITTO INCASSO CEILING LAMPS BUILT-IN

NEW



MINI DOT DOWN LIGHT
PAGE 294



MAXI DOT DOWN LIGHT
PAGE 296

OUTDOOR

LAMPADE DA TERRA FLOOR LAMPS

NEW




CEMENTO
PAGE 300



GROUNDING
PAGE 310




MAXI DOT SPOT
PAGE 324



MINI DOT SPOT
PAGE 320



SPREAD
PAGE 314



STEP LINE
PAGE 318



TORCH
PAGE 312



ZOE
PAGE 304


LAMPADE DA TERRA INCASSO FLOOR LAMPS BUILT-IN



MAXI DOT UP LIGHT
PAGE 334



MINI DOT UP LIGHT
PAGE 330



MINI DOT GLASS UP LIGHT
PAGE 332

Le variazioni della luce naturale...

Natural light variations ...

Biolight è la tecnologia OLEV che riproduce la variazione della luce naturale in **maniera completamente automatica**.

Grazie a Biolight, è possibile avere la luce più adatta alle proprie esigenze psico-fisiche in ogni momento della giornata.

Biolight is the OLEV technology that reproduces the variation of natural light in a completely **automatic way**.

Thanks to Biolight, you can have the light that best suits your psycho-physical needs at any time of day.



lampada usata: Exagon Silence Biolight

LAMPADE FONOASSORBENTI SOUND-ABSORBING LAMPS

La luce che assorbe il rumore

Designer lighting that absorbs noise

Le lampade fonoassorbenti OLEV garantiscono una corretta illuminazione e allo stesso tempo **riducono la rumorosità dell'ambiente.**

Attraverso speciali materiali fonoassorbenti utilizzati per il corpo illuminante, **uniscono il comfort visivo della luce al comfort acustico**, per favorire il massimo benessere.

Il tutto senza rinunciare alla personalità di un raffinato oggetto di design, che arreda l'ambiente in modo elegante.

OLEV sound-absorbing lamps ensure proper lighting and at the same time, **reduce surrounding noise.**

Through special sound-absorbing materials, they **combine the visual comfort of light with acoustic comfort for the best possible well-being.**

All this with the personality of a refined design element, which decorates the room in an elegant way.



lampada usata: Eclipse Nuance Silence

DIM TO WARM

La luce calda e soffusa di una volta

Warm light with the traditional cozy glow

La tecnologia Dim to Warm consente di **controllare contemporaneamente la temperatura di colore della luce e la sua intensità**.


Abbassando l'intensità attraverso il dimmer del corpo illuminante si crea una luce calda ideale per abitazioni, hotel e ristoranti.

Proprio come le vecchie lampade alogene, ma con tutti i vantaggi dei LED più avanzati.

The Dim to Warm technology allows you to **control the colour temperature of the light and its intensity at the same time**.

Reducing the intensity through the dimmer of the lighting fixture generates a warm light ideal for homes, hotels, and restaurants.

Just like the old halogen lamps, but with all the advantages of the most advanced LEDs.



lampada usata: Poly Esagono Dim To Warm



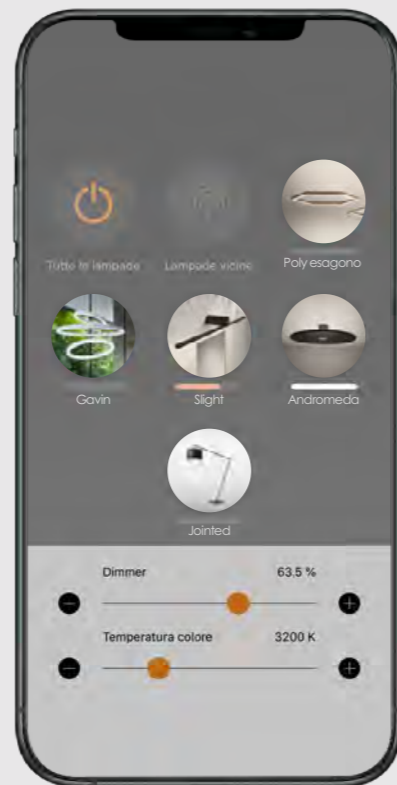
TUNABLE WHITE

La tecnologia Tunable White consente di **controllare separatamente la temperatura di colore e l'intensità della luce.**

A differenza del Dim to Warm, con Tunable White è possibile abbassare o aumentare l'intensità mantenendo la stessa temperatura di colore, e viceversa.

Tunable White technology allows **separate control of colour temperature and light intensity.**

Unlike Dim to Warm, with Tunable White, you can lower or increase the intensity while maintaining the same colour temperature, or vice versa.



ACTIVE

La luce ideale, completamente automatica

The ideal light that adjusts
automatically

Active è la tecnologia OLEV che regola automaticamente l'intensità della luce artificiale **sulla base della quantità di luce naturale presente nell'ambiente.**

Grazie ad Active, è possibile avere la luce artificiale perfettamente tarata sulle proprie esigenze funzionali in ogni momento della giornata.

Active is the OLEV technology that automatically adjusts the intensity of artificial light **based on the amount of natural light available in the environment.**

Thanks to Active, you can have an artificial light tailored precisely to your functional requirements at any time of day.



lampada usata: Mercedes

WI-FI

I controlli per avere sempre la luce ideale.

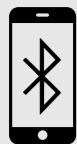
The control solutions for all your lighting needs

Con sistemi Wi-fi si può controllare la luce tramite app per smartphone, tablet o smartwatch.

Grazie alla tecnologia Bluetooth è possibile installare corpi illuminanti dotati delle tecnologie della luce per il benessere, senza modificare l'impianto in modo invasivo.

Wi-fi systems allow you to control light via apps for smartphones, tablets, or smartwatches.

Thanks to Bluetooth technology, it is possible to install lighting fixtures equipped with lighting technologies for the well-being, without modifying the system in any intrusive way.



LAMPADE A SOSPENSIONE

SUSPENSION LAMPS



OVERFLY

Design Marc Sadler

Registered Design

Overfly: le nuove lampade che sembrano fluttuare nell'aria

Overfly: the new lamps look like they
are gracefully floating in the air



. **INCISIONI GODRONATE**
. **FORME CURVE E RAFFINATE**
. **LUCE POTENTE**

CRISS-CROSS KNURLED DETAILS
CURVED AND REFINED SHAPES
POWERFUL LIGHT

Overfly è una lampada a sospensione leggera ed elegante.

La lavorazione godronata incrociata impreziosisce e riveste tutto il perimetro del disco inferiore creando raffinati riflessi di luce.

La stessa lavorazione viene richiamata anche nel piccolo cilindro superiore, disponibile in tinta 'ton sur ton' o con colorazione a contrasto.


La lampada proietta un fascio luminoso potente e deciso verso il basso.

Overfly is an elegant suspension lamp.

The criss-cross knurled engravings embellish and cover the entire perimeter of the lower disc, creating refined reflections of light.

The same processing is also recalled in the small upper cylinder, available in a 'ton sur ton' color or with a contrasting nuance.

The lamp projects a powerful downward light beam.

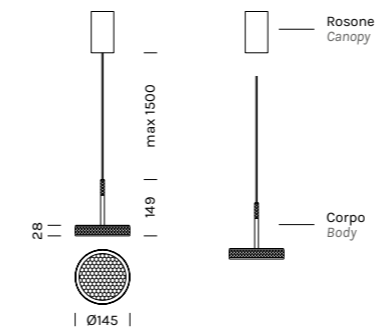





OVERFLY

Alluminio, plexiglass
Fascio di luce verso il basso

Aluminium, plexiglass
Light beam: downward-projected



OVERFLY PLUS

Design Marc Sadler

Registered Design



Overfly Plus è la sospensione che, grazie al suo sottile piatto leggermente concavo, richiama l'iconica forma degli UFO.

La sua presenza scenica delicata ed estremamente raffinata è impreziosita dalle incisioni godronate incrociate che rivestono tutto il perimetro del disco inferiore.

Overfly Plus is the suspension lamp which, thanks to its slightly concave thin plate, recalls the iconic shape of UFOs.

Its delicate and extremely refined stage presence is embellished by criss-cross knurled incisions that cover the entire perimeter of the lower disc.



È ideale per illuminare un tavolo da pranzo, grazie alla luce diretta verso il basso resa confortevole dal filtro a nido d'ape già integrato nella sorgente luminosa.

It is ideal for illuminating a dining table, thanks to the direct downward light made comfortable by the honeycomb filter integrated into the light source.

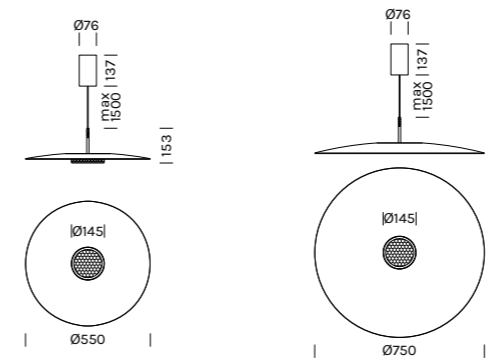




OVERFLY PLUS

Alluminio, plexiglass
Fascio di luce verso il basso

Aluminium, plexiglass
Light beam: downward-projected




BEAM STICK NUANCE

Design Marc Sadler

Registered Design

- VETRO SOFFIATO A BOCCA
- COLORAZIONI SFUMATE
- DOPPIA SORGENTE LUMINOSA

MOUTH-BLOWN GLASS
DECORATIVE FADED COLORS
DOUBLE LIGHT SOURCE



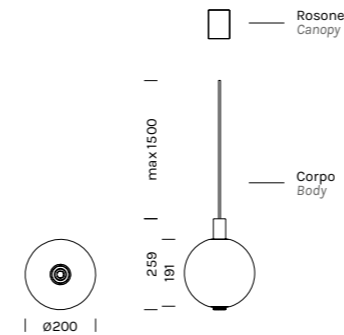





BEAM STICK NUANCE

Alluminio e vetro soffiato a bocca
Fascio di luce diffuso verso il basso

Aluminum and mouth-blown glass
Light beam: diffused downward-projected



Beam Stick Nuance è una lampada sferica a sospensione in vetro soffiato a bocca, realizzata seguendo le antichissime tecniche artigianali veneziane. Made in Italy con orgoglio, è creata unendo 3 diversi strati di vetro sovrapposti per restituire così una particolare texture dall'effetto sfumato.

Beam Stick Nuance is a suspension lamp made by mouth-blown glass. The lamp is Made in Venice with pride, using 3 different layers of expertly crafted glass to achieve the unique gradient effect.



**BEAM STICK NUANCE
BALLOTON EDITION**

Design Marc Sadler

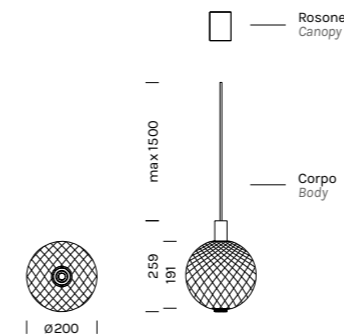

Registered Design



BEAM STICK NUANCE *BALLOTON EDITION*

Alluminio e vetro soffiato a bocca
Fascio di luce diffuso verso il basso

Aluminum and mouth-blown glass
Light beam: diffused downward-projected



Beam Stick Nuance Balloton Edition è la nuova lampada OLEV in vetro soffiato, realizzata a mano con la speciale lavorazione "balloton". Il suo tratto caratteristico è proprio il particolare effetto tridimensionale della sfera ottenuto inserendo il vetro incandescente all'interno di uno stampo in metallo con piccole punte dalla forma piramidale. Questa tecnica dona una trama incrociata in rilievo, che alla vista sembra quasi un morbido tessuto matelassé.

Beam Stick Nuance Balloton Edition is the new OLEV mouth-blown glass lamp, handmade using the special "balloton" technique. What makes it unique is the particular three-dimensional effect, obtained by placing the incandescent glass inside a metal mold with small pyramid-shaped tips. This technique creates a raised criss-cross pattern, which looks almost like a soft matelassé fabric.



BEAM STICK NUANCE Ø450

Design Marc Sadler & OLEV Design Lab

Registered Design






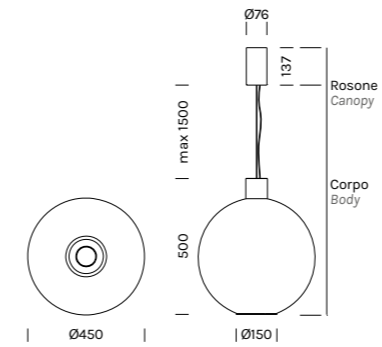
BEAM STICK NUANCE Ø450

Alluminio e vetro soffiato a bocca
Fascio di luce diffuso verso il basso

Aluminum and mouth-blown glass
Light beam: diffused downward-projected



BO



POLY ESAGONO

Design Michele Marcon

Registered Design

- DESIGN INEDITO
- DOPPIA SORGENTE LUMINOSA
- SEZIONE ESAGONALE

UNIQUE LAMP DESIGN
DOUBLE LIGHT SOURCE
HEXAGONAL SECTION



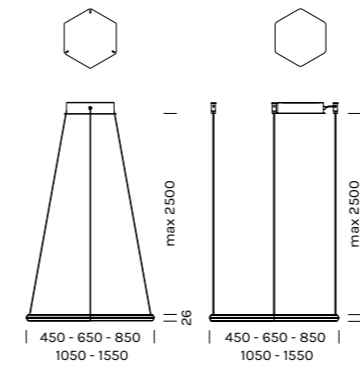





POLY ESAGONO

Alluminio
Fascio di luce verso l'alto e verso il basso

Aluminum
Light beam: upward and downward-projected



Lampada a sospensione, esagonale nella forma e nella sezione del profilo, ispirata al taglio delle pietre preziose, arte che enfatizza la riflessione e la rifrazione della luce. La collezione Poly Esagono propone una luce monodirezionale o bidirezionale verso il basso e verso l'alto, in contemporanea o singolarmente in base alla preferenza dell'utente, luce che si rifrange moltiplicandosi sulle sfaccettature delle finiture metalliche.

A suspension lamp with hexagonal shape and profile section, inspired by the cut of precious stones, an art that emphasizes light reflection and refraction. The Poly Esagono collection offers a one or two-way downward and upward pointing light, simultaneously or individually based on the user's preference, a light that is refracted, multiplying itself on the metallic finish facets.


EXAGON

Design Filippo Cannata

Registered Design

- **DESIGN INEDITO**
- **DOPPIA SORGENTE LUMINOSA**
- **VOLUMINOSA FORMA ESAGONALE**

UNIQUE AND REFINED LAMP DESIGN
DOUBLE LIGHT SOURCE
VOLUMINOUS HEXAGONAL SHAPE






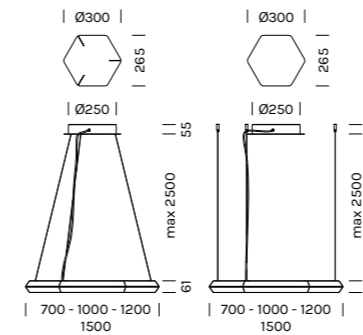
EXAGON

Alluminio
Fascio di luce verso l'alto e verso il basso

Aluminum
Light beam: upward and downward-projected



BR



La lampada a sospensione Exagon consente di creare composizioni di esagoni per una luce diffusa, verso l'alto e verso il basso. La sua forma voluminosa è in grado di arredare con carattere ambienti anche molto ampi.

The Exagon suspension lamp allows hexagonal compositions to be created and an upward and downward diffused light. Its voluminous shape is able to furnish even wide environments or wide living spaces.

EXAGON SILENCE

Design Filippo Cannata &
OLEV Design Lab

Registered Design




DESIGN INEDITO DOPPIA SORGENTE LUMINOSA ASSORBE I RUMORI

UNIQUE AND REFINED LAMP DESIGN
DOUBLE LIGHT SOURCE
ABSORBS NOISES WITHIN THE INDOOR ENVIRONMENT

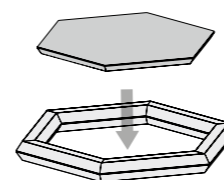
EXAGON SILENCE

Lampada fonoassorbente
Alluminio e ferro
Fascio di luce verso l'alto e verso il basso

Soundabsorbing Lamp
Aluminum and iron
Light beam: upward and downward-projected




BR



La lampada a sospensione Exagon Silence consente di creare composizioni di esagoni per una luce diffusa, verso l'alto e verso il basso. La lampada è pannellata internamente con un lamierino microforato dalle proprietà fonoassorbenti.


The Exagon Silence suspension lamp allows hexagonal compositions to be created and an upward and downward diffused light. The lamp is internally panelled with micro-perforated metal sheet with sound-absorbing properties.



EXAGON SILENCE BIOLIGHT

Design Filippo Cannata & OLEV Design Lab


Registered Design



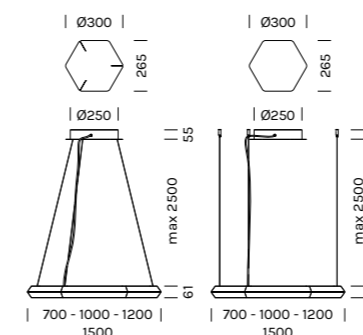
EXAGON SILENCE BIOLIGHT

Lampada fonoassorbente con tecnologia Biolight
Alluminio e ferro
Fascio di luce verso l'alto e verso il basso

Soundabsorbing Lamp with Biolight technology
Aluminum and iron
Light beam: upward and downward-projected



BR




Exagon Silence unita alla tecnologia Biolight segue e rispetta il ritmo circadiano riproducendo gli stessi gradi Kelvin di un ambiente aperto, in maniera completamente automatica. Biolight è tecnologia che si orienta alla luce naturale e alle sue variazioni, con l'obiettivo di aumentare il benessere psicofisico riproducendo le condizioni di luminosità di un ambiente esterno.

Exagon Silence together with Biolight technology follows the circadian rhythm by propagating automatically the same Kelvins of an open environment. Biolight technology is oriented towards natural light and its variations, with the aim of increasing psycho-physical well-being by reproducing outdoor lighting conditions.

EXAGON SILENCE GREEN

Design Filippo Cannata & OLEV Design Lab

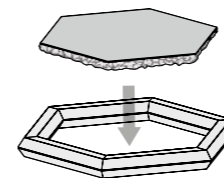
Registered Design



EXAGON SILENCE GREEN

Lampada fonoassorbente
Alluminio e licheni
Fascio di luce verso l'alto e verso il basso

Soundabsorbing Lamp
Aluminum and lichens
Light beam: upward and downward-projected



I pannelli fonoassorbenti inseriti all'interno della lampada riducono la rumorosità negli ambienti pubblici. Il lichene naturale stabilizzato viene selezionato e applicato a mano:

- si mantiene fresco e morbido nel tempo
- è antistatico
- non cresce
- non necessita di acqua
- rappresenta un ambiente ostile per la riproduzione di insetti
- certificato per assorbimento acustico
- certificato per la resistenza al fuoco

The pendant lamp diffusing upward and downward light also includes sound-absorbing panels which reduce the noise in public places.

The natural stabilized lichen is handmade:

- it remains fresh and soft over time
- antistatic
- does not grow
- needs no water
- it is a hostile environment for the insects
- certified for sound absorption
- certified for fire resistance

DESIGN INEDITO DOPPIA SORGENTE LUMINOSA ASSORBE I RUMORI

UNIQUE AND REFINED LAMP DESIGN
DOUBLE LIGHT SOURCE
ABSORBS NOISES WITHIN THE INDOOR ENVIRONMENT



ECLIPSE NUANCE SILENCE

Design Marc Sadler

Registered Design



- . PROPRIETÀ FONOASSORBENTI
- . DESIGN RAFFINATO
- . LUCE FOCALIZZATA

SOUND-ABSORBING PROPERTIES
REFINED LAMP DESIGN
FOCUSED LIGHT

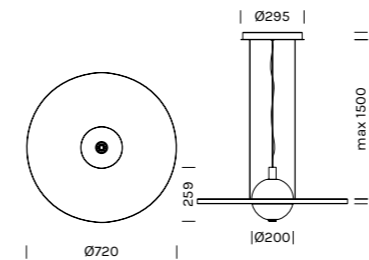




ECLIPSE NUANCE SILENCE

Ferro e vetro soffiato a bocca
Fascio di luce verso il basso

Iron and glass blown glass
Light beam: downward-projected



Eclipse Nuance Silence è una sospensione a LED fonoassorbente. Il fascio di luce del faretto Beam è attenuato dalla sfera in vetro sfumato che lo contiene. Il disco esterno, che sostiene la fonte luminosa, è costituito da un lamierino metallico microforato dalle proprietà fonoassorbenti.

Eclipse Nuance Silence is a LED soundabsorbing suspension. The beam of the spotlight is attenuated by the shaded glass sphere that contains it. The external disk, which supports the light source, consists of a micro-perforated metal sheet with sound-absorbing properties.



IRVING SILENCE

Design Elena Trevisan

Registered Design



- . DESIGN ORIGINALE
- . PROPRIETÀ FONOASSORBENTI
- . LUCE DIFFUSA

ORIGINAL DESIGN
SOUND-ABSORBING PROPERTIES
DIFFUSED LIGHT






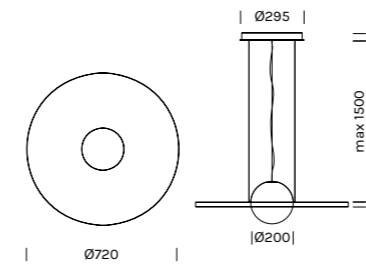
IRVING SILENCE

Ferro e vetro
Luce diffusa

Iron and glass
Diffused light



NO



Irving Silence è una lampada a sospensione a LED dall'originale design, che allude a un cappello femminile dalla tesa larga ed è un omaggio alla cover di Irving Penn di Vogue pubblicata nell'aprile del 1950. Al centro di un lamierino metallico microforato dalle proprietà fonoassorbenti, una sfera in vetro opalino illumina l'ambiente con una luce diffusa. La capacità di illuminare e contemporaneamente assorbire i suoni rende Irving adatta sia agli ambienti residenziali sia ai contesti pubblici.

Irving Silence is an LED pendant lamp with an original design, which alludes to a wide-brimmed female hat and is a tribute to the Irving Penn cover by Vogue published in April 1950. At the centre of a micro-perforated metal sheet with sound-absorbing properties, an opal glass sphere illuminates the room with a diffused light. The ability to illuminate and simultaneously absorb sounds makes Irving suitable for both residential and public context.

PURE BIOAIR

Design OLEV Design Lab

Registered Design




- SANIFICA L'ARIA
- SCHERMI ANTI-ABBAGLIAMENTO
- FILM SUPERFICIALE ANTIBATTERICO

PURIFIES THE AIR
ANTI-GLARE SCREENS
ANTI-BACTERIAL SURFACE FILM



EFFICACIA GERMICIDA 99%*
GERMICIDAL EFFICIENCY 99%*



PIANTINE MANGIA-SMOG
SMOG-EATING PLANTS

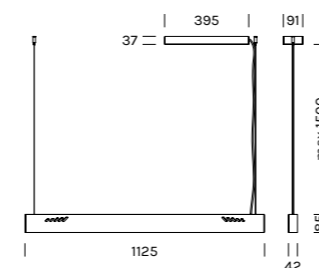



FILM SUPERFICIALE ANTIBATTERICO
ANTI-BACTERIAL FILM

PURE BIOAIR

Lampada sanificante
Alluminio
Fascio di luce verso il basso

Sanitizer lamp
Aluminum
Light beam: downward-projected




Pure BioAir sanifica l'aria da **germi, batteri e virus tramite luce LED UV-C.**

- **efficienza germicida al 99%***, testata su famiglie di virus ben più resistenti alla radiazione UV-C di quella responsabile del virus Sars-Cov-2
- 100% sicura per occhi e pelle
- non produce ozono
- con fonte LED ad altissima resa cromatica
- rivestita con film anti-batterico ad efficacia 99,99%
- altissimo comfort visivo studiato per chi lavora al PC
- ulteriore versione con piantine verdi 'mangia-smog'

Pure BioAir sanitizes the air from **germs, bacteria and viruses** through a source of UV-C LED rays.

- **99%* germicidal effect**, tested on virus strains much more resistant to UV-C radiation than those responsible for the Sars-Cov-2 virus
- eliminates germs and bacteria with UV-C light
- 100% safety for eyes and skin
- doesn't produce ozone
- LEDs with high colour rendering
- coated with an antibacterial film with 99.99% efficiency
- high visual comfort designed for people working at computers
- also available with smog-eating plants



* La lampada è stata sottoposta a test di laboratorio da parte di Gelt International – Tecnal laboratorio di analisi seguendo le prescrizioni della norma tecnica ISO15714:2019 Method of evaluating the UV dose to airborne microorganisms transiting in-duct ultraviolet germicidal irradiation devices.

*The lamp has been subjected to lab tests by Gelt International – Tecnal, analysis lab, according to the provisions set forth in technical Standard ISO15714:2019 – Method of evaluating the UV dose to airborne microorganisms transiting in-duct ultraviolet germicidal irradiation devices.



ANDROMEDA


Design WE DON'T DESIGN + Davide Lanfranco

Registered Design



- . DOPPIA SORGENTE LUMINOSA
- . EFFETTO 'CIELO STELLATO'
- . ALTISSIMA RESA CROMATICA

DOUBLE LIGHT SOURCE
STARRY NIGHT SKY EFFECT
HIGH COLOUR RENDERING INDEX



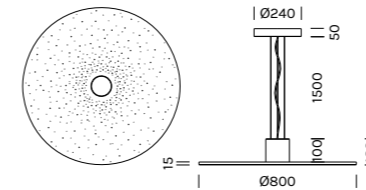
ANDROMEDA

Ferro
Fascio di luce verso l'alto e verso il basso
Filtro Honeycomb antiglare incluso

Iron
Light beam: upward and downward-projected
Honeycomb antiglare optic included



NO



Sospensione a LED di design con fascio di luce sia verso il basso sia verso l'alto. Splendido effetto cielo stellato su tutta la superficie inferiore della lampada. La sorgente di luce indiretta garantisce sempre una luminosità ideale per il massimo comfort visivo.

Design suspension lamp with an upward / downward projected light beam. Splendid starry night sky effect on the external surface of the lamp. The indirect light source makes for great ambient lighting.



BEAM STICK GLASS

Design Marc Sadler

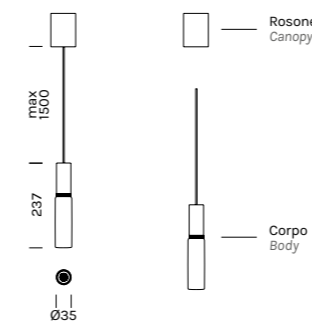
Registered Design



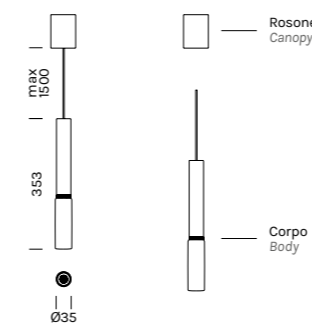
BEAM STICK GLASS

Alluminio e vetro
Fascio di luce diffuso verso il basso

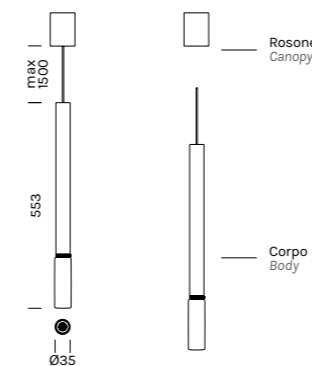
Aluminum and glass
Light beam: diffused downward-projected



Beam Stick Glass è una serie di sospensioni a LED dalla forma cilindrica. Il terminale in vetro, lavorato a mano, consente alla luce di diffondersi anche lateralmente. Il fascio di luce è idoneo a illuminare con precisione puntuale una superficie, per uno stile essenziale e puro.



Beam Stick Glass is a series of cylindrical-shaped LED suspensions. The hand-made glass terminal allows light to spread also laterally. The light beam is suitable to illuminate a surface with punctual precision, for an essential and pure style.



BEAM STICK METAL

Design Marc Sadler

Registered Design

- DESIGN ESSENZIALE
- LUCE FOCALIZZATA
- AMPIA GAMMA DI DIAMETRI,
ALTEZZE E FINITURE

MINIMAL DESIGN

FOCUSED LIGHT

AVAILABLE IN A WIDE RANGE OF DIAMETERS, HEIGHTS AND FINISHES



Ø35



Ø60



Ø80

Crea un design unico personalizzando le finiture

Create your own design with custom finishes



Corpo Body	Bianco superOpaco Super-matt white	Titanio Titanium	Nero superOpaco Super-matt black	Brunito verniciato Painted burnished	Oro ricco Rich gold	Rame rosa Pink copper
Ghiera Ring	Nero superOpaco Super-matt black	Nero superOpaco Super-matt black	Oro ricco Rich gold	Oro ricco Rich gold	Oro ricco Rich gold	Nero superOpaco Super-matt black





Crea scenografie inedite personalizzando le dimensioni

Create unique
scenographies by
personalizing sizes



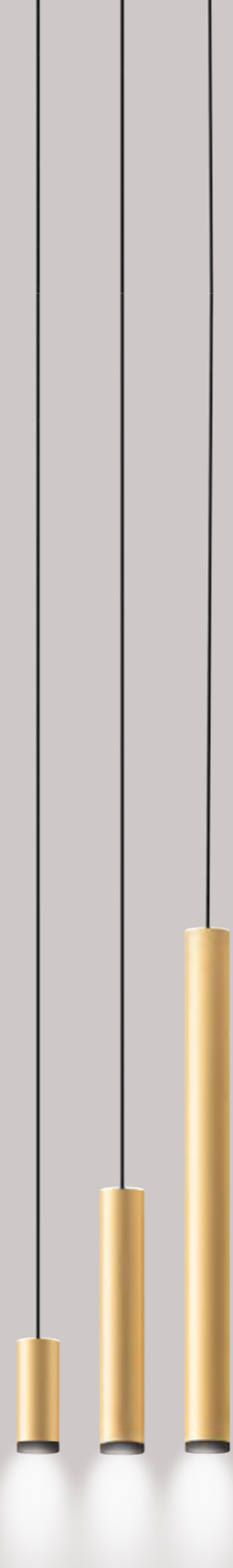
Crea le tue dimensioni ideali
per una luce sempre su misura

Create your ideal dimensions
for a light tailored to your needs



PROLUNGA
EXTENSION

CORPO ILLUMINANTE
LIGHTING FIXTURE



PROLUNGA Ø35
EXTENSION Ø35

H400

+


BEAM STICK
METAL Ø35

BEAM STICK METAL Ø35

BEAM STICK METAL Ø 35 H 80
BEAM STICK METAL Ø 35 H 200
BEAM STICK METAL Ø 35 H 400




Ø35



BEAM STICK METAL Ø60

BEAM STICK METAL Ø 60 H 80
BEAM STICK METAL Ø 60 H 200
BEAM STICK METAL Ø 60 H 400



Ø60

BEAM STICK METAL Ø80

BEAM STICK METAL Ø 80 H 80
BEAM STICK METAL Ø 80 H 200
BEAM STICK METAL Ø 80 H 400

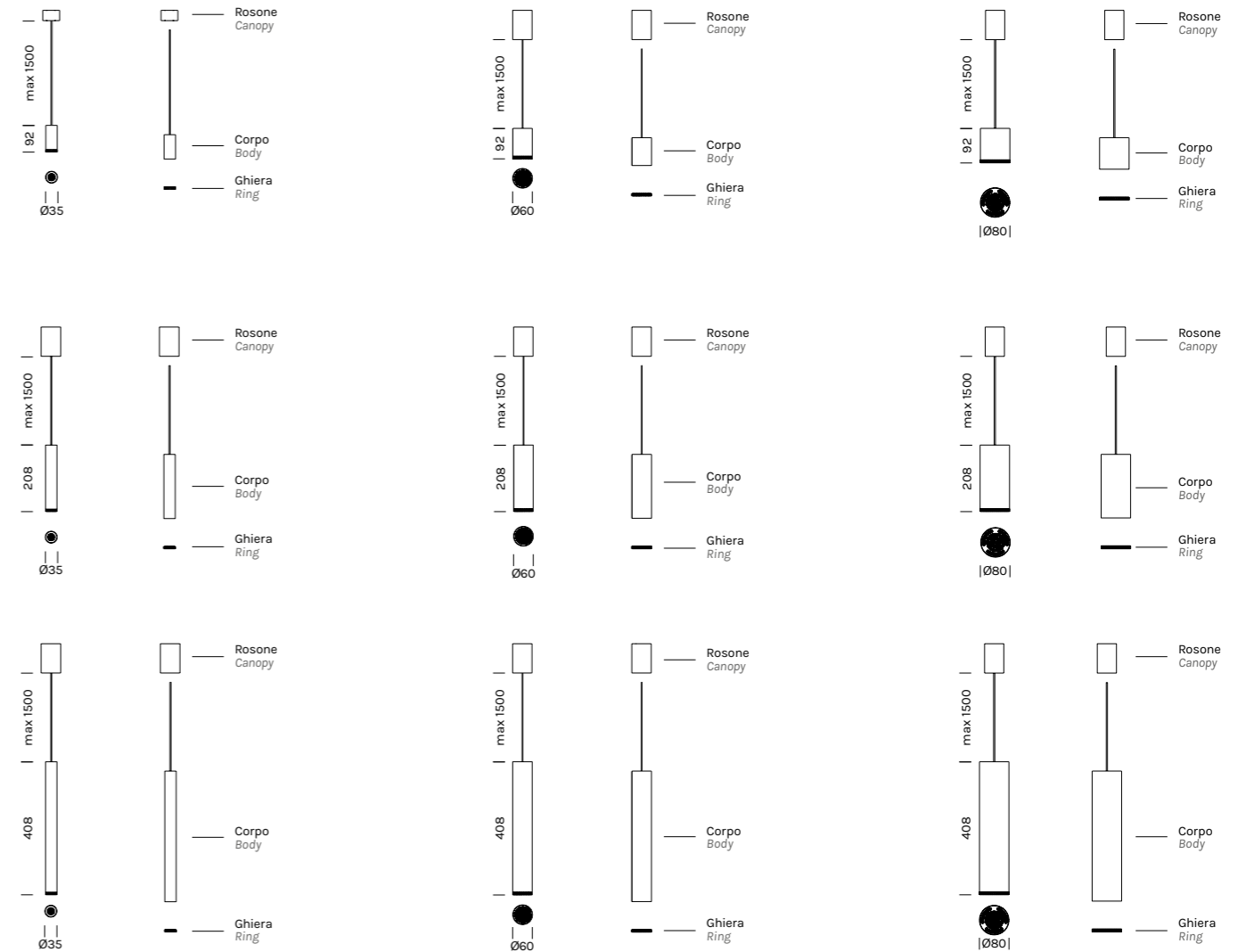


Ø80

BEAM STICK METAL Ø35 - 60 - 80

Alluminio
Fascio di luce verso il basso

Aluminum
Light beam: downward-projected

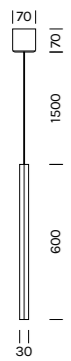



SHINE VERTICAL

Design Michele Marcon

Ottone
Fascio di luce verso il basso

Brass
Light beam: downward-projected

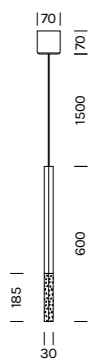


SHINE VERTICAL PLUMAGE

Design Michele Marcon

Ottone e plexiglass
Fascio di luce verso il basso

Brass and plexiglass
Light beam: downward-projected



GAVIN

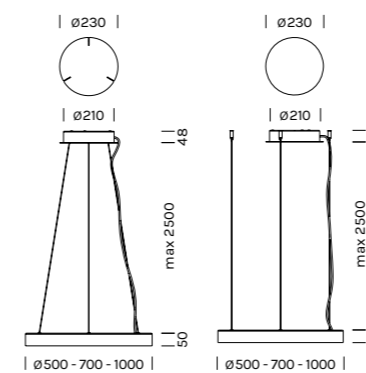

Design Massimo Tonetto



GAVIN

Ferro
Fascio di luce verso il basso

Iron
Light beam: downward-projected



BLANCNOIR

Design Stefano Tonello,
Simone Menegatti
e Marco Alessi

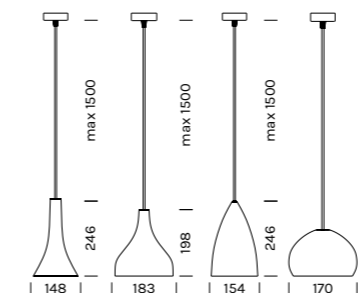
Registered Design



BLANCNOIR

Ferro
Fascio di luce verso il basso

Iron
Light beam: downward-projected



LONGUETTE

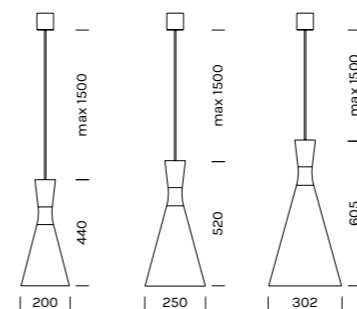

Design OLEV Design Lab



LONGUETTE

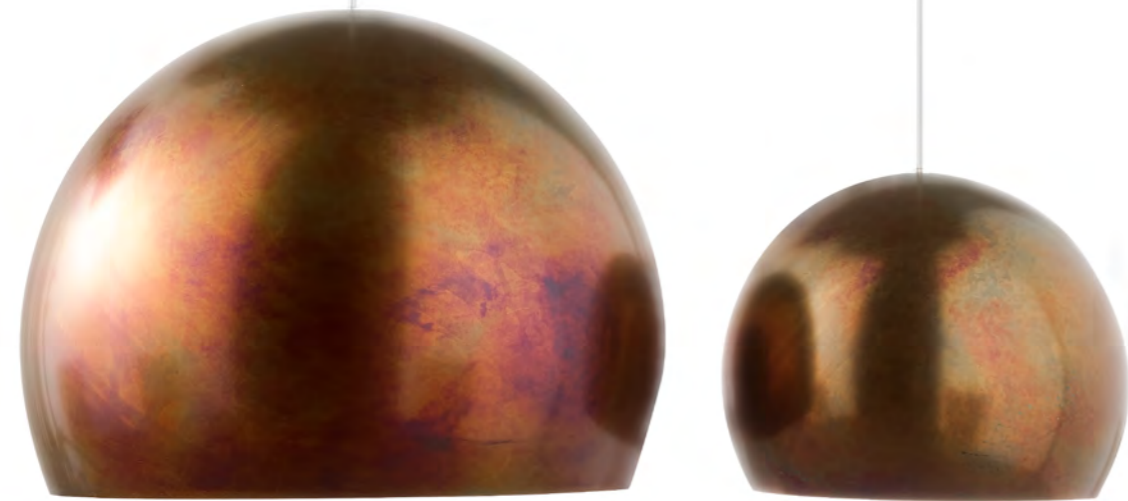
Alluminio
Fascio di luce verso il basso

Aluminum
Light beam: downward-projected



SPHERE

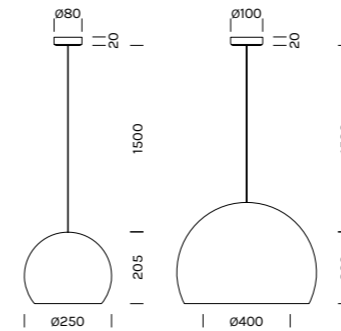

Design OLEV Design Lab



SPHERE


Ferro, interno verniciato in bianco
Fascio di luce verso il basso

Iron, white painted internally
Light beam: downward-projected



- **DESIGN MINIMALE ED ESSENZIALE**
- **ELEVATO COMFORT VISIVO**
- **CONFORME ALL'ILLUMINAZIONE
DI POSTAZIONI-LAVORO E UFFICI**

MINIMAL DESIGN
HIGH VISUAL COMFORT
COMPLIANT WITH THE WORKSTATION AND OFFICE LIGHTING
STANDARDS





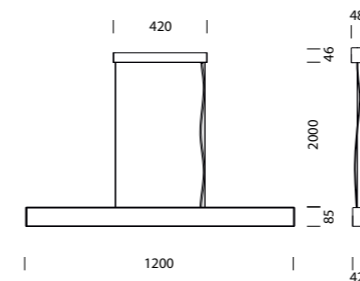
MERCEDES

Alluminio
Fascio di luce verso il basso

Aluminum
Light beam: downward-projected



NG



Mercedes è una lampada a LED di design con fascio di luce verso il basso, ideale per illuminare le postazioni di lavoro negli uffici. Il nome richiama immediatamente l'iconica casa automobilistica tedesca: si tratta infatti di un modello specifico realizzato da OLEV per la nuova sede operativa di Mercedes-Benz nel cuore di Berlino. Mercedes unisce la massima funzionalità a linee minimali che la rendono perfetta per arredare uffici ma anche moderni ambienti domestici.

Mercedes is a designer LED lamp with a downward light beam that provides efficient lighting for workstations. Its name recalls the iconic automotive brand: in fact, it's a specific model designed by OLEV for the new Mercedes' headquarters in the heart of Berlin. Mercedes blends functionality with a contemporary style that makes it the perfect choice for modern offices but also modern home spaces.

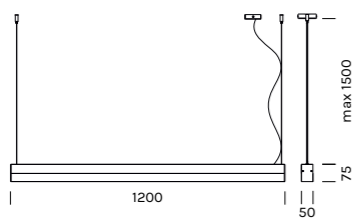

SWORD

Design OLEV Design Lab



Alluminio con diffusore in policarbonato opalino
Fascio di luce verso il basso

Aluminum polycarbonate opal diffuser
Light beam: downward-projected



POLY LINEAR
Design Michele Marcon

- . **SEZIONE ESAGONALE**
- . **DOPPIA SORGENTE LUMINOSA**
- . **LUNGHEZZA PERSONALIZZABILE**


HEXAGONAL SECTION
DOUBLE LIGHT SOURCE
CUSTOMIZABLE LENGTH



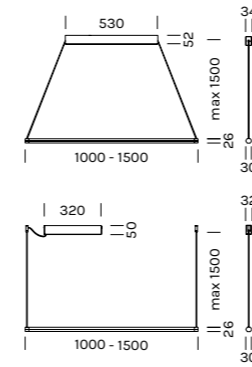
POLY LINEAR

Alluminio con profilo esagonale biemissione
Fascio di luce verso l'alto e verso il basso

Aluminum hexagonal-shaped with double emission
Light beam: upward and downward-projected



BR



LANACOTTA

Design Carlo Cappellotto



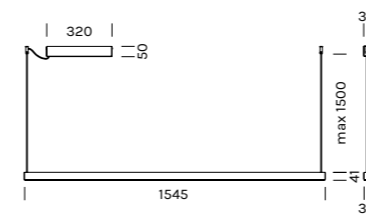
LANACOTTA

Legno rovere
Fascio di luce verso il basso

Durmast wood
Light beam: downward-projected



RV



ZIGO ZAGO

Design Marc Sadler


Registered Design



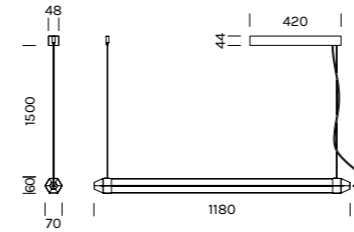
ZIGO ZAGO

Alluminio
Fascio di luce verso l'alto e verso il basso

Aluminum
Light beam: upward and downward-projected



BR



STAGE HORIZONTAL SILENCE

Design Marc Sadler

Registered Design



- . PROPRIETÀ FONOASSORBENTI
- . ELEVATO COMFORT VISIVO
- . IDEALE PER UFFICI E LUOGHI PUBBLICI

SOUND-ABSORBING PROPERTIES
HIGH VISUAL COMFORT
IDEAL FOR OFFICES AND PUBLIC PLACES






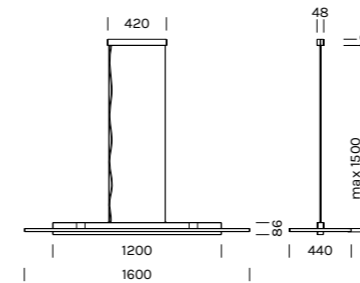
STAGE HORIZONTAL SILENCE

Sospensione fonoassorbente
Ferro e alluminio
Fascio di luce verso il basso

Soundabsorbing suspension lamp
Iron and aluminum
Light beam: downward-projected



NO




Stage Horizontal Silence è una lampada a sospensione a sviluppo orizzontale che integra proprietà fonoassorbenti. Si compone di un lamierino microforato e di un profilo in alluminio che ospita la sorgente luminosa lineare a LED. L'illuminazione si unisce così a una funzionalità più ampia, creando un punto luce ideale per tutti gli ambienti ad alta affluenza di pubblico, dove è necessario il controllo del rumore.

Stage Horizontal Silence is a suspension lamp with horizontal development that integrates sound-absorbing properties. It consists of a micro-perforated metal sheet and an aluminium profile that houses the linear LED light source. The lighting thus joins a wider functionality, creating an ideal light point for all environments with a high number of visitors, where noise control is required.

STAGE VERTICAL SILENCE

Design Marc Sadler

Registered Design



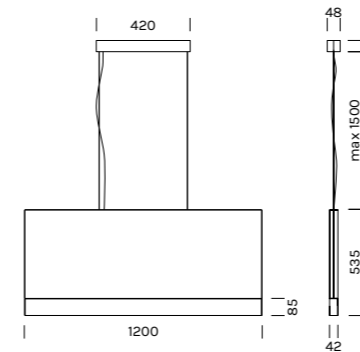
STAGE VERTICAL SILENCE

Sospensione fonoassorbente
Ferro e alluminio
Fascio di luce verso il basso

Soundabsorbing suspension lamp
Iron and aluminum
Light beam: downward-projected



NO



LAMPADE DA SOFFITTO & PARETE

CEILING & WALL LAMPS

OVERFLY PLUS PL

Design Marc Sadler

Registered Design

SOFFITTO - CEILING

Overfly Plus PL è una lampada da soffitto a luce indiretta adatta per un'illuminazione diffusa.

Lo stelo cilindrico centrale che distanzia la fonte luminosa dal sottile piatto superiore è interamente lavorato con incisioni godronate incrociate.

L'ampio piatto, dal diametro variabile in 2 dimensioni, riflette e distribuisce la morbida luce in tutto l'ambiente.

Overfly Plus PL is an indirect light ceiling lamp suitable for diffused lighting.

The central cylindrical stem that spaces the light source from the thin upper plate is entirely worked with criss-cross knurled incisions.

The wide plate, available in 2 different diameters, reflects and distributes the soft light throughout the room.






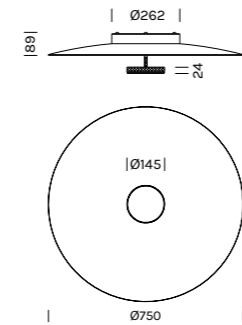
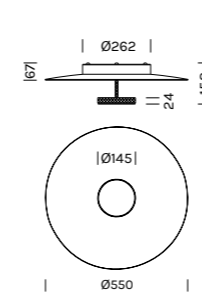
OVERFLY PLUS PL

Alluminio, plexiglass
Fascio di luce indiretto

Aluminium, plexiglass
Light beam: indirect



BO



OTTOMANO


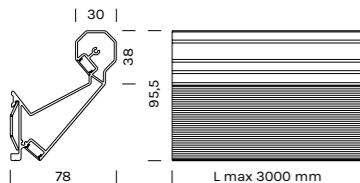
Design Michele Marcon

Registered Design

PARETE - WALL


Alluminio
Fascio di luce: diffuso indiretto

Aluminum
Light beam: diffused





150



151

SLIGHT AP

Design Massimo Tonetto

Registered Design

PARETE - WALL

- DESIGN MINIMALE
- FASCIO DI LUCE VERSO IL BASSO
- IDEALE PER L'USO SOPRA ALLO SPECCHIO

MINIMAL DESIGN
DOWNWARD LIGHT BEAM
IDEAL FOR USE OVER THE MIRROR

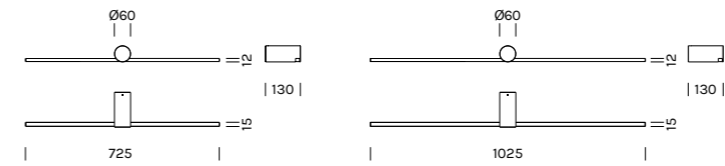
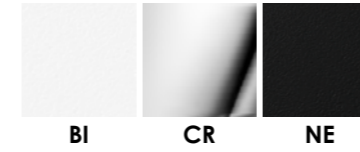




SLIGHT AP

Alluminio
Fascio di luce verso il basso

Aluminium
Light beam: downward-projected



TAB LED

Design OLEV Design Lab


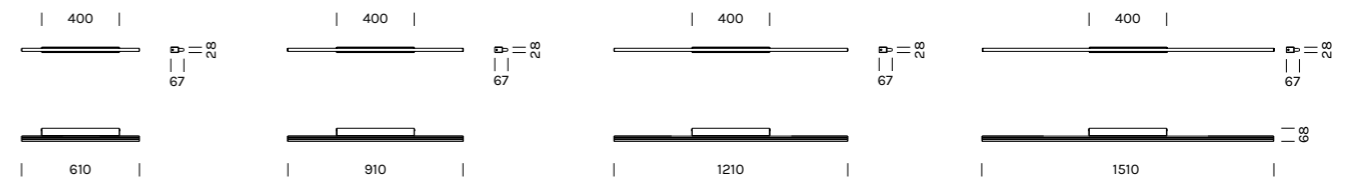

PARETE - WALL



TAB LED

Ferro
Fascio di luce diffuso

Iron
Light beam: projected diffused



BEAM MASTER

Design Marc Sadler

Registered Design

SOFFITTO - CEILING

- LUCE FOCALIZZATA
- FASCIO DI LUCE ORIENTABILE
- AMPIA GAMMA DI MISURE,
POTENZE E FINITURE

FOCUSED LIGHT BEAM
ADJUSTABLE BEAM ANGLE
AVAILABLE IN A WIDE RANGE OF SIZES,
WATTAGES AND FINISHES

BEAM MASTER Ø25



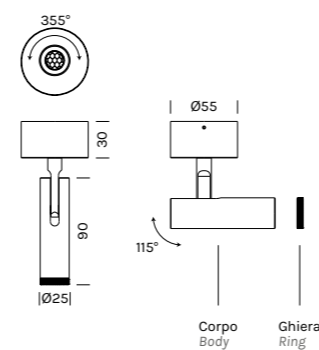

BEAM MASTER Ø25



BEAM MASTER Ø25 - 35

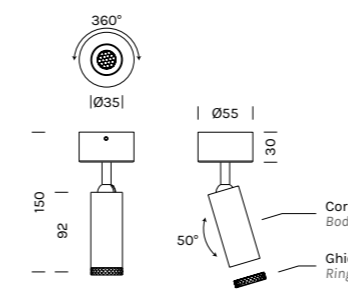
Alluminio
Fascio di luce orientabile

Aluminum
Light beam: adjustable



BEAM MASTER Ø25

BEAM MASTER Ø35



BEAM MASTER Ø35

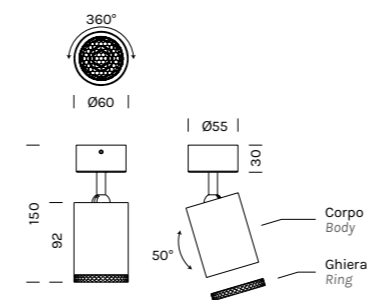
BEAM MASTER Ø60



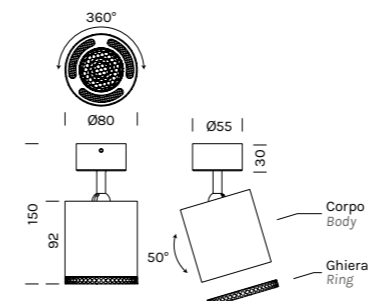
BEAM MASTER Ø60 - 80

Alluminio
Fascio di luce orientabile

Aluminum
Light beam: adjustable



BEAM MASTER Ø60



BEAM MASTER Ø80

BEAM MASTER Ø80



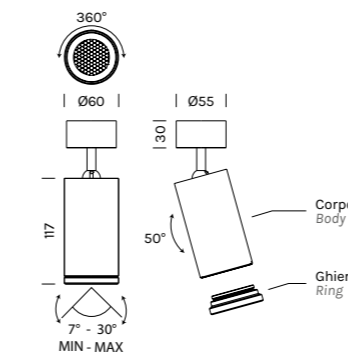
BEAM MASTER Ø60 ZUMMY



BEAM MASTER Ø60 ZUMMY

Alluminio
Fascio di luce orientabile


Aluminum
Light beam: adjustable



BEAM MASTER Ø60 ZUMMY

Beam Master 60 Zummy è un faretto orientabile con fascio di luce regolabile. Ruotando la ghiera è possibile infatti mantenere costante la larghezza del fascio luminoso anche se la lampada è posta a diverse altezze di soffitto. La ghiera è impreziosita da incisioni godronate.

Beam Master 60 Zummy is an adjustable spotlight with adjustable light beam. By turning the ring it's possible to keep the width of the light beam constant even if the lamp is placed at different ceiling heights. The ring is enriched with knurled engravings.



BEAM MASTER Ø35 230V

Design Marc Sadler

Registered Design

SOFFITTO - CEILING



BEAM MASTER Ø35 230V

SINGOLO E DOPPIO A BASE RETTANGOLARE
SINGLE AND DOUBLE SPOT WITH RECTANGULAR BASE

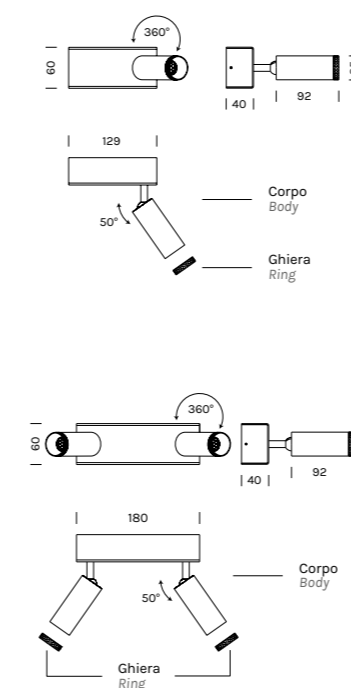
Ottone
Fascio di luce orientabile

Brass
Light beam: adjustable



Faretto a LED spot orientabile a base rettangolare per fissaggio a soffitto, con fascio idoneo ad illuminare un quadro, un oggetto, un tavolo di un ristorante.

Adjustable LED spotlight with rectangular canopy for ceiling mounting, projecting a light beam that is ideal for the illumination of a painting, a specific object, or a table at the restaurant.



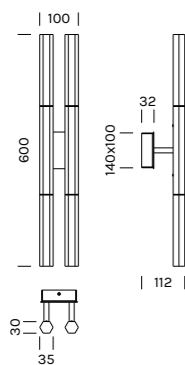

SHINE PLUMAGE AP

Design Michele Marcon

PARETE - WALL

Ottone, plexiglass, piume decorative
Fascio di luce diffuso


Brass, plexiglass, decorative feathers
Light beam: projected diffused



SHINE SPOT

Design OLEV Design Lab

PARETE - WALL
SOFFITTO - CEILING



SHINE SPOT



Faretto spot a LED orientabile in tutte le direzioni, con fascio idoneo ad illuminare un quadro, un oggetto, un tavolo di un ristorante. Originale design esagonale, disponibile in numerose finiture. Base per fissaggio a soffitto o a parete.

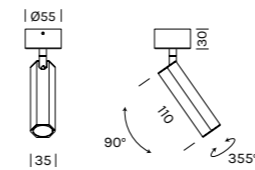
Adjustable LED spotlight, projecting a light beam that is ideal for the illumination of a painting, a specific object, a table at the restaurant. With its original hexagonal design, Shine Spot is available in a wide range of finishes. Canopy for wall or ceiling mounting.

SHINE SPOT

SPOT SINGOLO A BASE TONDA
SINGLE SPOT WITH ROUND BASE

Ottone
Fascio di luce orientabile

Brass
Light beam: adjustable

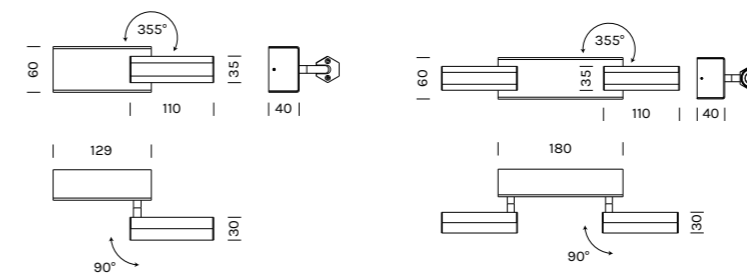


SHINE SPOT 230V



SHINE SPOT 230V

SINGOLO E DOPPIO A BASE RETTANGOLARE
SINGLE AND DOUBLE SPOT WITH RECTANGULAR BASE



EYE

Design Filippo Cannata

Registered Design

PARETE - WALL
SOFFITTO - CEILING



Eye è una serie di faretti spot a LED dalla forma cilindrica caratterizzata da una corona zigrinata.

Eye is a series of LED spotlights with a cylindrical shape characterized by a knurled crown.



EYE SPOT


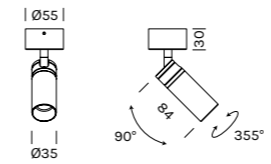


EYE SPOT

SPOT SINGOLO A BASE TONDA
SINGLE SPOT WITH ROUND BASE

Alluminio
Fascio di luce orientabile

Aluminum
Light beam: adjustable


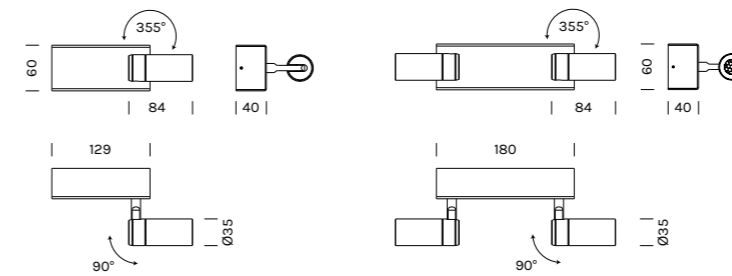


EYE SPOT 230V SINGOLO E DOPPIO




EYE SPOT 230V

SINGOLO E DOPPIO A BASE RETTANGOLARE
SINGLE AND DOUBLE SPOT WITH RECTANGULAR BASE


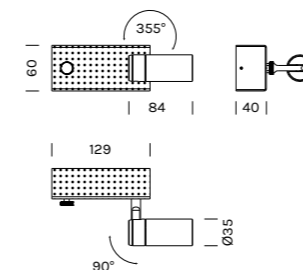


EYE SPOT 230V LEATHER




EYE SPOT 230V LEATHER

SINGOLO A BASE RETTANGOLARE CON INTERRUTTORE
SINGLE SPOT WITH RECTANGULAR BASE AND SWITCH




OLORFLEX

PARETE - WALL

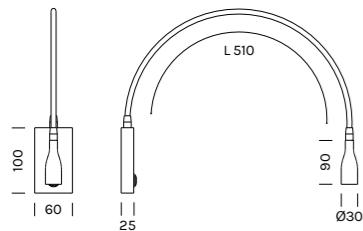


Ferro, tessuto
Fascio di luce orientabile

Iron, fabric
Light beam: adjustable




TMA TNE



Olorflex è l'elegante lampada da parete flessibile a collo di cigno, ottima per la lettura serale. Il braccio snodabile è rivestito in tessuto a treccia marrone con trama in rilievo. Il fascio di luce è orientabile con angolo di rotazione di 360°.

Olorflex is the elegant flexible swan neck wall lamp, excellent for evening reading. The jointed arm is covered in brown braided fabric with a relief texture. The light beam is adjustable with a rotation angle of 360°.



CIDI AP

Design Marc Sadler

Registered Design

PARETE - WALL



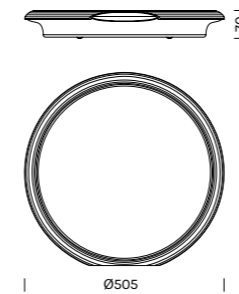
CIDI AP



CIDI AP

Ferro
Fascio di luce diffuso

Iron
Light beam: diffused



Cidi è una collezione di plafoniere e applique dalla forma circolare e design lineare ma complesso. Il profilo esterno è studiato per permettere alla luce di riflettersi su di esso, producendo una piacevole luce diffusa. Disponibili con diametro 250 mm e 500 mm, è caratterizzata dal contrasto fra la finitura opaca dell'interno e quella lucida del profilo esterno.

Cidi is a collection of ceiling lamps and wall lamps with a circular shape and a linear but complex design. The external profile is designed to allow light to be reflected on it, producing a pleasant diffused light. Available in 250 mm and 500 mm diameters, is characterized by the contrast between the matt interior and the glossy external profile finish.

CIDI PL

Design Marc Sadler

Registered Design

SOFFITTO - CEILING



CIDI PL

Ferro

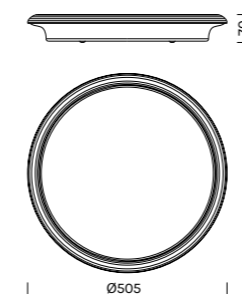
Fascio di luce diffuso verso il basso

Iron

Light beam: downward-projected diffused



BI/BIL OR/BV



Cidi è una collezione di plafoniere e applique dalla forma circolare e design lineare ma complesso. Il profilo esterno è studiato per permettere alla luce di riflettersi su di esso, producendo una piacevole luce diffusa. Disponibili con diametro 250 mm e 500 mm, è caratterizzata dal contrasto fra la finitura opaca dell'interno e quella lucida del profilo esterno.

Cidi is a collection of ceiling lamps and wall lamps with a circular shape and a linear but complex design. The external profile is designed to allow light to be reflected on it, producing a pleasant diffused light. Available in 250 mm and 500 mm diameters, is characterized by the contrast between the matt interior and the glossy external profile finish.

POLY ESAGONO PL

Design Michele Marcon

Registered Design

PARETE - WALL
SOFFITTO - CEILING

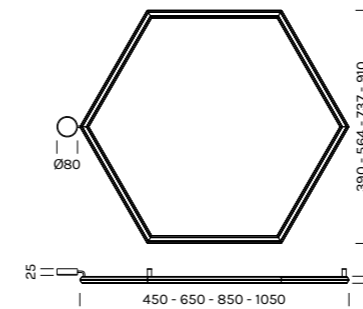





POLY ESAGONO PL

Alluminio
Fascio di luce: monoemissione o biemissione

Aluminum
Light beam: diffused: monoemission or biemission



Lampada a parete e soffitto, esagonale nella forma e nella sezione del profilo, ispirata al taglio delle pietre preziose, arte che enfatizza la riflessione e la rifrazione della luce. Propone una luce monodirezionale che si rifrange moltiplicandosi sulle sfaccettature della finitura metallica.

Wall and ceiling lamp with hexagonal shape and profile section, inspired by the cut of precious stones, an art that emphasizes light reflection and refraction. It offers a one-way light that is refracted, multiplying itself on the metallic finish facets.



MERCEDES PL

Design OLEV Design Lab

SOFFITTO - CEILING



- DESIGN MINIMALE ED ESSENZIALE
- ELEVATO COMFORT VISIVO
- CONFORME ALL'ILLUMINAZIONE DI POSTAZIONI-LAVORO E UFFICI

MINIMAL DESIGN
HIGH VISUAL COMFORT
COMPLIANT WITH THE WORKSTATION AND OFFICE LIGHTING STANDARDS



Alluminio
Fascio di luce verso il basso

Aluminum
Light beam: downward-projected



PIPE PL

Design OLEV Design Lab

SOFFITTO - CEILING





PIPE PL

Ferro
Fascio di luce verso il basso

Iron
Light beam: downward-projected



ZEN

Design OLEV Design Lab


PARETE - WALL



ZEN

Alluminio
Fascio di luce verso l'alto e verso il basso

Aluminum
Light beam: upward and downward-projected



220-420-620-920-1220-1520



TURN


Design OLEV Design Lab

PARETE - WALL

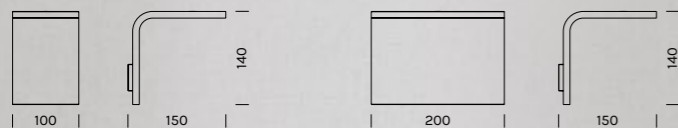


Alluminio
Fascio di luce verso l'alto

Aluminum
Light beam: upward-projected



BI BV NO RU TI



PLORIT AP

Design Massimo Tonetto

PARETE - WALL



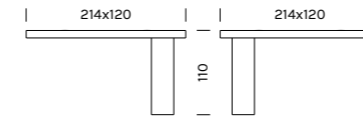
PLORIT AP

Alluminio
Fascio di luce verso l'alto

Aluminum
Light beam: upward-projected



NO



LA PALLINA AP

Design Beppe Tizian

Registered Design

PARETE - WALL



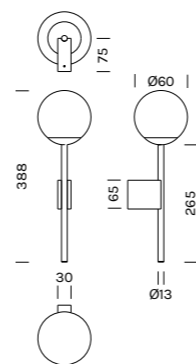
LA PALLINA AP

Alluminio e vetro
Fascio di luce diffuso

Aluminum and glass
Light beam: diffused



NO



La Pallina Ap è una lampada da parete con diffusore sferico in vetro soffiato opalino, per un fascio luminoso ampio e confortevole.

La Pallina is a wall lamp with spherical diffuser in opal blown glass, for a wide and comfortable light beam.

LAMPADE DA SOFFITTO INCASSO

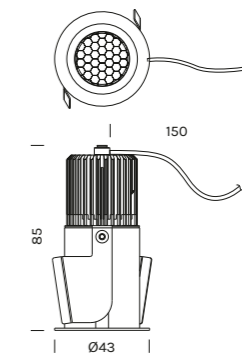

CEILING LAMPS BUILT-IN

TINY
Design Filippo Cannata

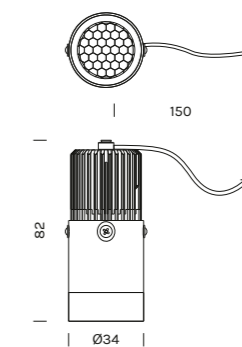
**PICCOLE DIMENSIONI,
ELEVATA POTENZA**

Small dimensions, high-power

TINY



TINY GHOST



TINY ADJUSTABLE

Design Filippo Cannata

Tiny Adjustable è un faretto da incasso orientabile, pensato per garantire il massimo comfort visivo.

Dotato di un'ottica recessa per non abbagliare, è disponibile anche con nido d'ape.

Il fascio luminoso è personalizzabile grazie a 2 tipologie di ottiche e può diffondere una luce molto intensa nonostante le dimensioni ridotte del corpo illuminante.

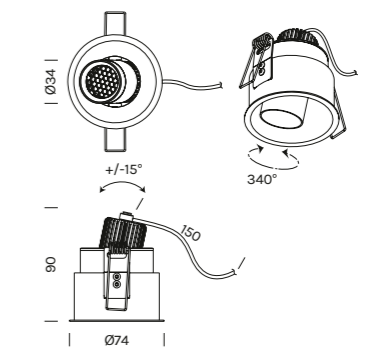

Tiny Adjustable is an adjustable recessed spotlight, designed to guarantee the best possible visual comfort.

Featuring a recessed light source to avoid glare, it is available also with a honeycomb grid.

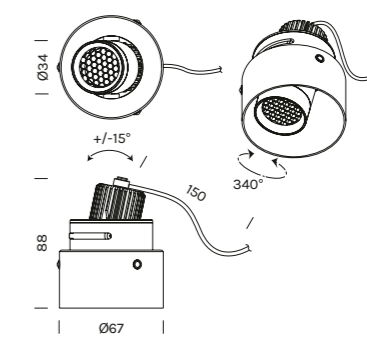

The light beam is adjustable thanks to 2 different types of optics. While the lighting fixture's dimensions are relatively small, its light can be very intense.



TINY ADJUSTABLE



TINY ADJUSTABLE GHOST



LAMPADE DA TAVOLO

TABLE LAMPS

ANTARTIC
Design Marc Sadler

Registered Design

- **DESIGN CONTEMPORANEO**
- **LUCE DIFFUSA SUGGESTIVA**
- **ELEVATO COMFORT VISIVO**

CONTEMPORARY DESIGN
SOFT DIFFUSED LIGHT
HIGH VISUAL COMFORT

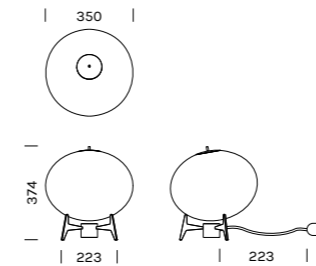





ANTARTIC

Vetro soffiato a bocca e ferro
Fascio di luce diffuso

Blown glass and iron
Light beam: diffused



Lampada da tavolo dal design contemporaneo caratterizzata da una base in acciaio che ospita la sorgente a LED e sostiene un diffusore in vetro soffiato. Il diffusore è caratterizzato da una particolare forma sferica irregolare "a cipolla", sabbata sulla parte superiore, che crea un gioco di luce piacevole e non invasiva. Nella parte superiore del vetro, un perno consente di modificare la posizione della sfera, per orientare il fascio di luce e la sua intensità.


A table lamp with contemporary design, characterized by a steel base that houses the LED source and supports a blown glass diffuser. The diffuser is characterized by a particular irregular spherical "onion" shape, sanded on the upper part, which creates a pleasant and non-invasive play of light. In the upper part of the glass, a pin allows you to change the position of the sphere, to orient the light beam and its intensity.





**. WIRELESS
. DESIGN INDUSTRIALE
. LUCE DIMMERABILE**

WIRELESS
INDUSTRIAL DESIGN
DIMMABLE LIGHT

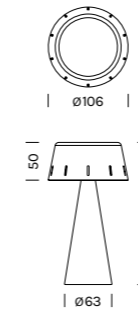




MAKÀ

Ferro
Fascio di luce diffuso verso il basso

Iron
Light beam: downward-projected diffused



Makà è una lampada da tavolo a batteria ricaricabile, completamente senza fili. Con le sue dimensioni ridotte e l'originale design industriale è adatta ad arredare ed illuminare i tavoli di un ristorante o di un'abitazione. La tecnologia LED Dim to Warm offre la possibilità di regolare a piacimento l'intensità e il colore della luce, per creare un'atmosfera elegante e suggestiva.


Makà is an entirely wireless table lamp with a rechargeable battery. With its compact size and its original industrial design, it is ideal for the tables of a restaurant, or at home. The Dim to Warm LED technology lets you adjust the intensity and colour of the light to create an elegant and fascinating atmosphere.

TEE
Design Marc Sadler




**. WIRELESS
. BASE MAGNETICA
. LUCE DIMMERABILE**

WIRELESS
MAGNETIC BASE
DIMMABLE LIGHT



SADLER

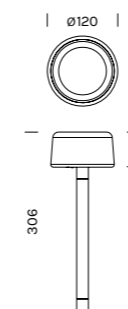




TEE

Alluminio e plexiglass
Fascio di luce diffuso verso il basso

Aluminium and plexiglass
Light beam: downward-projected diffused



Tee è una lampada da tavolo a batteria ricaricabile, completamente senza fili. La tecnologia LED Dim to Warm offre la possibilità di regolare a piacimento l'intensità e il colore della luce, per creare un'atmosfera elegante e suggestiva. Attraverso un semplice pulsante, una luce bianca calda si trasforma gradualmente in una luce caldissima e soffusa. La base circolare è magnetica e garantisce la stabilità della lampada anche quando è collocata sotto ad una superficie, ad esempio una tovaglia.

Tee is an entirely wireless table lamp with a rechargeable battery. Dim to Warm LED technology lets you adjust the intensity and colour of the light to create an elegant and fascinating atmosphere. At the touch of a button, a warm white light gradually turns into a warm, soft glow. The round base is magnetic and ensures the stability of the lamp even when it's placed under a surface, such as a tablecloth.



DRUM

Design Marc Sadler

Registered Design



- . WIRELESS
- . GAMBE IN LEGNO DI PERO
- . LUCE DIMMERABILE

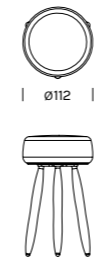

WIRELESS
PEARWOOD LEGS
DIMMABLE LIGHT



DRUM

Alluminio, plexiglass, legno di pero
Fascio di luce diffuso verso il basso

Aluminium, plexiglass, pearwood
Light beam: downward-projected diffused



Drum è una lampada da tavolo a batteria ricaricabile, completamente senza fili. La tecnologia LED Dim to Warm offre la possibilità di regolare a piacimento l'intensità e il colore della luce, per ottenere il mood desiderato in ogni occasione. Attraverso un semplice pulsante posto sotto la testa della lampada, una luce bianca calda si trasforma gradualmente in una luce caldissima e soffusa. Le gambe sono in legno di pero.

Drum is an entirely wireless table lamp with a rechargeable battery. The Dim to Warm LED technology lets you adjust the intensity and colour of the light to create an elegant and fascinating atmosphere. At the touch of a button, a warm white light gradually turns into a warm, soft glow. The lamp's legs are made of pearwood.



LA PALLINA
Design Massimo Broglio
Registered Design



- **DESIGN MINIMALE**
- **LUCE DIFFUSA E DIMMERABILE**
- **CONTROLLO CON SISTEMA TOUCH**

MINIMAL DESIGN
DIFFUSED AND DIMMABLE LIGHT
TOUCH-SENSITIVE CONTROL





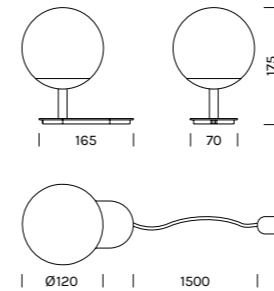
LA PALLINA

Alluminio e vetro
Fascio di luce diffuso
Touch dimmer

Aluminum and glass
Light beam: diffused
Dimmer touch



NA



La Pallina è una lampada da tavolo con diffusore sferico in vetro soffiato opalino, per un fascio luminoso ampio e confortevole. La base, in alluminio fresato anodizzato, integra il comando touch per accensione, spegnimento e dimmerazione.

La Pallina is a table lamp with spherical diffuser in opal blown glass, for a wide and comfortable light beam. The base, made of milled anodized aluminium, integrates the touch control for switching on, off and for dimming.

FLAMINGO T

Design Marc Sadler

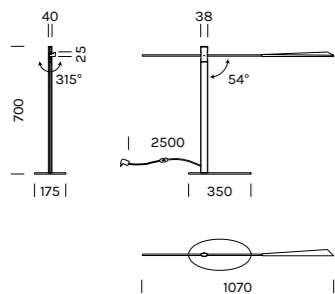
Registered Design

Ferro
Fascio di luce orientabile

Iron
Light beam: adjustable




BV



Lampada a LED snodabile dalla linea essenziale: l'originale forma sfaccettata della testa definisce un carattere grafico e rigoroso. Il braccio in carbonio, snodabile a 120° sull'asse verticale, e la testa, rotante di 175°, consentono di orientare il fascio luminoso in base alle specifiche esigenze dell'ambiente. Lo schermo anti-abbagliamento a nido d'ape garantisce un elevato comfort visivo.

LED swing lamp with minimal design. The original shape of its faceted head defines its strong and graphic character. The swing arm moving through a range of 120° on the vertical axis and the head rotating up to 175° allow to adjust the light beam according to the specific requirements of any environment. The honeycomb louver controls glare and ensures the utmost visual comfort.




LAMPADE DA TERRA

FLOOR LAMPS

BOOM
Design Marc Sadler
Registered Design

**. DESIGN MINIMALE
. FASCIO DI LUCE ORIENTABILE**

MINIMAL DESIGN
ADJUSTABLE LIGHT BEAM



Adatta ad ambienti anche molto alti

Suitable even for very high rooms

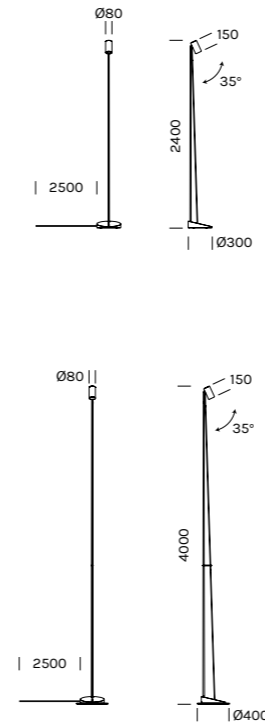





BOOM

Carbonio, marmo, alluminio
Fascio di luce orientabile

Carbon, marble, aluminium
Light beam: adjustable



Boom è una lampada da terra dalla linea slanciata e minimalista. Disponibile in due versioni che superano i 2 e i 4 metri, l'altezza è la cifra di questa piantana, particolarmente adatta ad ambienti anche molto alti. Un faretto cilindrico in alluminio è sostenuto da due aste in carbonio fissate su un basamento in marmo munito di diverse sedi per regolare l'inclinazione del fascio di luce.

Boom is a floor lamp with a slender and minimalist line. Available in two versions exceeding 2 and 4 metres, the height is the style of this floor lamp, particularly suitable even for very high rooms. A cylindrical aluminium spotlight is supported by two carbon stems fixed into a marble base equipped with several points to adjust the inclination of the light beam.



FLAMINGO PT

Design Marc Sadler

Registered Design

DESIGN MINIMALE ELEVATO COMFORT VISIVO FASCIO LUMINOSO ORIENTABILE

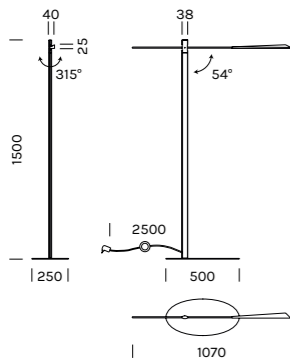
MINIMAL DESIGN
HIGH VISUAL COMFORT
ADJUSTABLE BEAM ANGLE

Alluminio
Fascio di luce orientabile

Aluminum
Light beam: adjustable



BV



Lampada a LED snodabile dalla linea essenziale. Il braccio in carbonio, snodabile a 120° sull'asse verticale, e la testa, rotante di 175°, consentono di orientare il fascio luminoso in base alle specifiche esigenze dell'ambiente. Lo schermo anti-abbagliamento a nido d'ape garantisce un elevato comfort visivo.

LED swing lamp with minimal design. The swing arm moving through a range of 120° on the vertical axis and the head rotating up to 175° allow to adjust the light beam according to the specific requirements of any environment. The honeycomb louver controls glare and ensures the utmost visual comfort.



CRANE

Design OLEV Design Lab

Registered Design






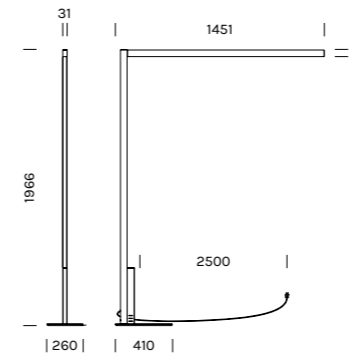
CRANE

Alluminio
Fascio di luce verso l'alto e verso il basso

Aluminum
Light beam: upward and downward-projected




NA



Crane è una lampada da terra che propone una luce monodirezionale o bidirezionale verso il basso e verso l'alto, in contemporanea o singolarmente in base alla preferenza dell'utente. L'accensione, lo spegnimento e la dimmerazione avvengono mediante comando touch.

Crane is a floor lamp that offers a one or two-way downward and upward pointing light, simultaneously or individually based on the user's preference. The lamp features an on/off touch switch with dimmer.

THIRTIES
Design Elena Ogna
Registered Design








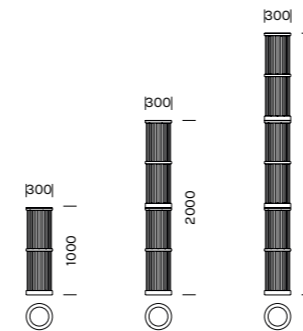
THIRTIES

Alluminio
Fascio di luce diffuso

Aluminum
Light beam: diffused



OR



Thirties è un'originale lampada da terra, dal design retrò, che diffonde una luce calda e piacevole. Il carattere decorativo di Thirties è dato da steli luminosi in plexiglass inseriti in cerchi metallici con finitura in oro ricco. Gli stessi steli sono arricchiti da pallini incisi sulla superficie grazie ad un'innovativa tecnologia laser.

Thirties is an original floor lamp that casts a warm and pleasant light. With its plexiglass stems inserted in metallic circles finished in rich gold, Thirties will add character to any room. The stems are also enriched by small dots engraved on the surface thanks to an innovative laser technology.

NAKED

Design Marc Sadler


Registered Design



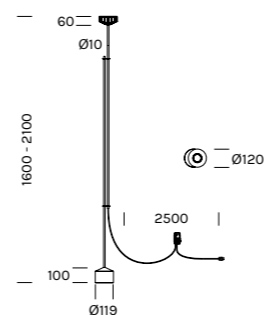
NAKED

Marmo e inox 316
Fascio di luce verso l'alto

Marble and stainless steel 316
Light beam: upward-projected



NA



Naked è una lampada da terra a diffusione verso l'alto dal design minimale e funzionale. La simmetria assiale fra il corpo a LED con il suo dissipatore e la base in marmo nero, entrambi con la stessa sagoma inclinata di 25° e lo stesso diametro, disegna una geometria lineare ed elegante perfettamente integrabile in ogni contesto d'arredo. Il fascio luminoso diretto verso l'alto raggiunge un'ampiezza di 130°.

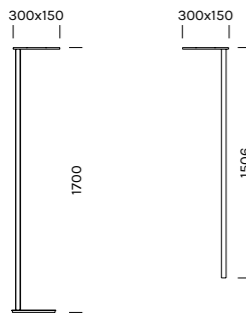
Naked is a floor lamp with upward beam with a minimal and functional design. The axial symmetry between the LED luminaire with its heat sink and black marble base, both with the same 25° inclined shape and the same diameter, draws a linear and elegant geometry that can be perfectly integrated into any furnishing context. The light beam directed upwards reaches an extent of 130°.



PLORIT PT
Design Massimo Tonetto

Alluminio
Fascio di luce verso l'alto

Aluminum
Light beam: upward-projected

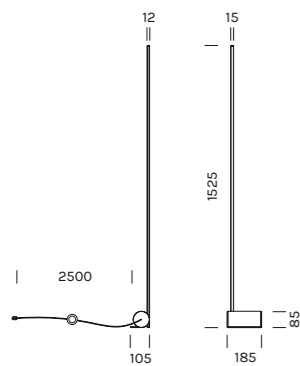


SLIGHT PT

Design Massimo Tonetto

Alluminio e ferro
Fascio di luce verso l'alto

Aluminum and iron
Light beam: upward-projected



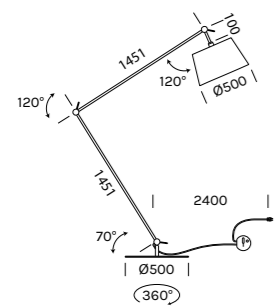
JOINTED

Design Massimo Broglio



Alluminio, ferro e tessuto
Fascio di luce diffuso verso il basso

Aluminum, iron and fabric
Light beam: downward-projected diffused



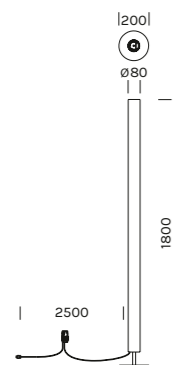

TOP

Design Marc Sadler

Registered Design

Ferro
Fascio di luce verso l'alto

Iron
Light beam: upward-projected



Lampada da terra purista che crea un fascio luminoso diffuso verso l'alto per un elevato comfort visivo. Top si inserisce con armonia in ogni contesto grazie al design essenziale e minimalista. La base in ferro sostiene la struttura tubolare in alluminio dal diametro di 80 mm, proposta in diverse varianti colore.

A purist floor lamp that creates a diffused upward light beam for maximum visual comfort. Top fits harmoniously into every context thanks to its essential and minimalist design. The iron base supports the tubular aluminium structure with a diameter of 80 mm, available in different colour variants.



LAMPADE DA BINARIO 48V

TRACK LAMPS 48V

OVERFLY TRACK 48V

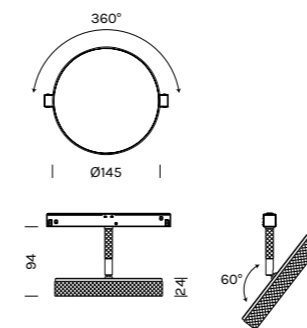
Design Marc Sadler

Registered Design



Alluminio, plexiglass
Fascio di luce verso il basso

Aluminium, plexiglass
Light beam: downward-projected



BEAM MASTER TRACK 48V

Design Marc Sadler

Registered Design




Ø25 richiede binario micro track
requires micro track



BEAM MASTER TRACK 48V Ø25





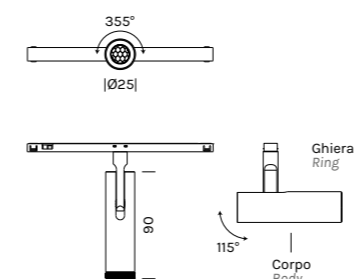

BEAM MASTER TRACK 48V Ø25

richiede binario micro track
requires micro track



Alluminio
Fascio di luce orientabile

Aluminum
Light beam: adjustable



Beam Master Track 25 è una serie di faretto spot a LED orientabili del diametro di soli 25mm, disponibili in diverse finiture di superficie. Il corpo è ricavato con lavorazione dal pieno, senza ricorrere quindi a stampi o pressofusioni. La lavorazione dal pieno conferisce a questo gioiello di luce un'elevata robustezza e qualità. La bellissima ghiera è impreziosita da incisioni godronate, ed è disponibile in un'ampia gamma di colori.

Beam Master Track 25 is a series of adjustable LED spotlights with a diameter of just 25mm, available in different surface finishes. The body is machined from solid, without resorting to molds or die-castings. The machining from solid gives this jewel of light a high strength and quality. The beautiful ring is embellished with knurled engravings, and is available in a wide range of colors.


BEAM MASTER TRACK 48V Ø35



BEAM MASTER TRACK 48V Ø60



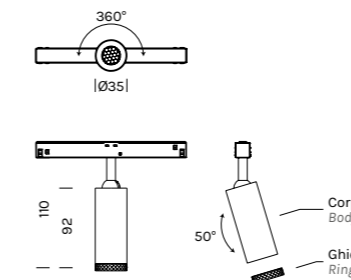
BEAM MASTER TRACK 48V Ø80



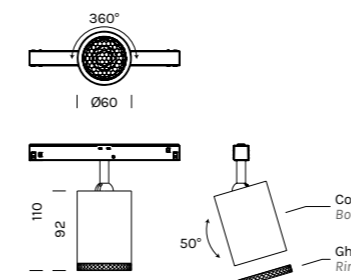
BEAM MASTER TRACK 48V Ø35 - 60 - 80

Alluminio
Fascio di luce orientabile

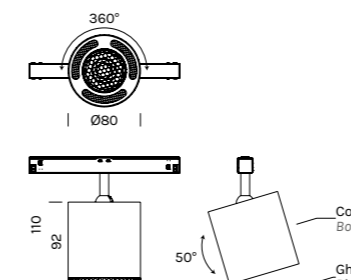
Aluminum
Light beam: adjustable



BEAM MASTER TRACK 48V Ø35



BEAM MASTER TRACK 48V Ø60



BEAM MASTER TRACK 48V Ø80

Beam Master Track è una serie di faretto spot a LED orientabili disponibili in diverse finiture di superficie. Il corpo è ricavato con lavorazione dal pieno, senza ricorrere quindi a stampi o pressofusioni. La lavorazione dal pieno conferisce alla lampada un'elevata robustezza e qualità. Il faretto può essere ruotato e inclinato, rendendo il fascio di luce orientabile. La bellissima ghiera è impreziosita da incisioni godronate, ed è disponibile in un'ampia gamma di colori.

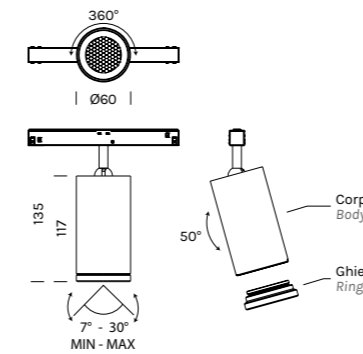
Beam Master Track is a series of adjustable LED spotlights, available in different surface finishes. The body is machined from solid, without resorting to molds or die-castings. The machining from solid gives to the lamp a high strength and quality. The spotlight can be rotated and tilted, making the light beam adjustable. The beautiful ring is embellished with knurled engravings, and is available in a wide range of colors.

BEAM MASTER TRACK 48V Ø60 ZUMMY




Alluminio
Fascio di luce orientabile

Aluminum
Light beam: adjustable



Beam Master Track 60 Zummy è un faretto orientabile con fascio di luce regolabile. Ruotando la ghiera è possibile infatti mantenere costante la larghezza del fascio luminoso anche se la lampada è posta a diverse altezze di soffitto. La ghiera è impreziosita da incisioni godronate.


Beam Master Track 60 Zummy is an adjustable spotlight with adjustable light beam. By turning the ring it's possible to keep the width of the light beam constant even if the lamp is placed at different ceiling heights. The ring is enriched with knurled engravings.



EYE SPOT TRACK 48V

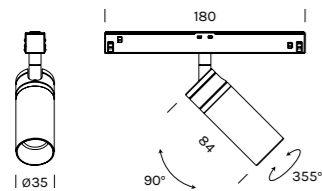
Design Filippo Cannata

Registered Design



Alluminio
Fascio di luce orientabile

Aluminum
Light beam: adjustable




Faretto spot a LED orientabile in tutte le direzioni, con fascio idoneo ad illuminare un quadro, un oggetto, un tavolo di un ristorante. Il posizionamento del faretto avviene tramite un sistema a binario con attacco magnetico, per spostarlo nell'ambiente in modo semplice e veloce senza la necessità di qualsiasi strumento o personale specializzato.

Adjustable LED spotlight, projecting a light beam that is ideal for the illumination of a painting, a specific object, or a table at the restaurant. The positioning of the spotlight is carried out through a track system with magnetic coupling in a quick and easy way, without the need for any specific tool or expert staff.



SHINE SPOT TRACK 48V

Design OLEV Design Lab



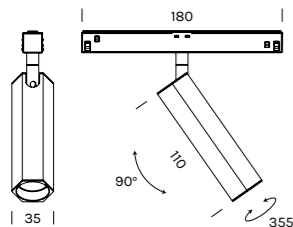
Ottone
Fascio di luce orientabile

Brass
Light beam: adjustable




Faretto spot a LED orientabile in tutte le direzioni, con fascio idoneo ad illuminare un quadro, un oggetto, un tavolo di un ristorante. Originale design esagonale, disponibile in numerose finiture. Il posizionamento del faretto avviene tramite un sistema a binario con attacco magnetico, per spostarlo nell'ambiente in modo semplice e veloce senza l'uso di qualsiasi strumento o personale specializzato.

Adjustable LED spotlight, projecting a light beam that is ideal for the illumination of a painting, a specific object, or a table at the restaurant. With its original hexagonal design, Shine Track is available in a wide range of finishes. The positioning of the spotlight is carried out through a track system with magnetic coupling, in a quick and easy way, without the need for any specific tool or expert staff.



LA PALLINA TRACK 48V

Design OLEV Design Lab

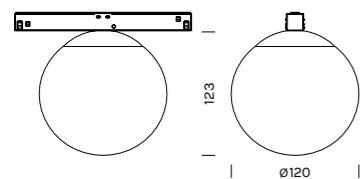


Alluminio e vetro soffiato opalino
Fascio di luce diffuso

Aluminum and spherical diffuser in opal blown glass
Light beam: diffused



NO



BEAM MASTER TRACK 230V

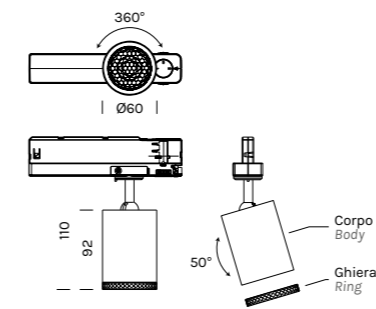

Design Marc Sadler

Registered Design

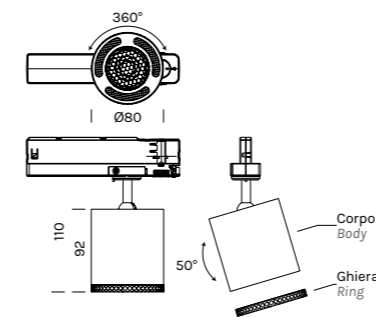


Alluminio
Fascio di luce orientabile

Aluminum
Light beam: adjustable



BEAM MASTER TRACK 230V Ø60



BEAM MASTER TRACK 230V Ø80



OUTDOOR


LAMPADE DA PARETE

WALL LAMPS

MARKIL


Design Marc Sadler

Registered Design



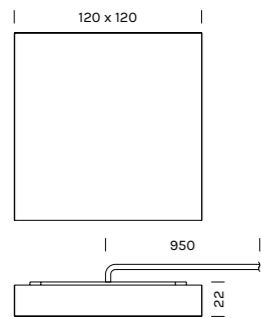
Alluminio
Fascio di luce verso il basso

Aluminum
Light beam: downward-projected



Markil è un faretto segnapasso da parete. Il design minimal pulito e le finiture metalliche lo rendono ideale per illuminare il perimetro esterno di un'abitazione. A differenza dei comuni faretti da incasso a parete, Markil può essere fissato sulle comuni scatole elettriche 503 senza la necessità di una controcassa apposita.

Markil is a recessed wall step light. Its minimal square design with metal finishes make it ideal for illuminating the home's perimeter. Markil does not require an outer casing, as it can be mounted directly into the 503 junction boxes.

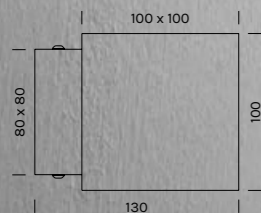



UP&DOWN

Design OLEV Design Lab

Alluminio
Fascio di luce verso l'alto e verso il basso

Aluminum
Light beam: upward and downward-projected





OUTDOOR

LAMPADE DA SOFFITTO INCASSO

CEILING LAMPS BUILT-IN

MINI DOT DOWN LIGHT

Design Filippo Cannata



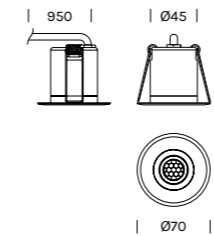
MINI DOT DOWN LIGHT

Alluminio, inox 316 e vetro
Fascio di luce verso il basso

Aluminum, stainless steel 316 and glass
Light beam: downward-projected



Al



Mini Dot Down Light è un faretto da incasso a soffitto connotato da una ghiera minimale ed elegante. Il comfort visivo è assicurato dallo schermo anti-abbagliamento situato all'interno del faretto, che permette di diffondere la luce senza infastidire gli occhi.

Mini Dot Down Light is a recessed ceiling light featuring a minimal and elegant ring. Visual comfort is ensured by the anti-glare screen located inside the spotlight, which allows light to be diffused without bothering the eyes.



MAXI DOT DOWN LIGHT

Design Marc Sadler

Registered Design



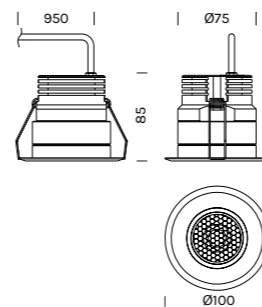
MAXI DOT DOWN LIGHT

Alluminio, inox 316 e vetro
Fascio di luce verso il basso

Aluminum, stainless steel 316 and glass
Light beam: downward-projected



Al





OUTDOOR

LAMPADE DA TERRA

FLOOR LAMPS

CEMENTO

Design Roberto Lanaro e Luca Toniolo



- . **DIFFONDE LUCE E SUONO**
- . **DETTAGLI ELEVATI DELL'AUDIO**
- . **ANCHE A BASSO VOLUME**
- . **DIFFUSIONE DEL SUONO A 360°**

SPREADS LIGHT AND SOUND
HIGH AUDIO DETAILS EVEN AT LOW VOLUMES
360° SOUND DIFFUSION

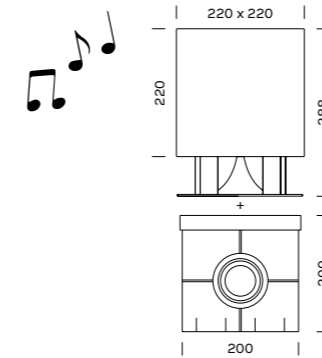




CEMENTO

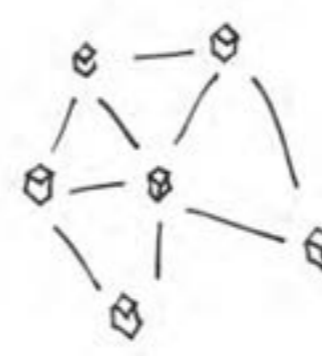
Cemento
Fascio di luce diffuso verso il basso

Concrete
Light beam: downward-projected diffused



Lampada da esterno in cemento progettata per diffondere contemporaneamente luce LED e suono.

Concrete outdoor lamp designed to spread LED light and sound simultaneously.



Resistente all'acqua, per collocare Cemento in qualunque zona del tuo giardino. Design in cemento e acciaio, per la massima protezione da danni esterni e urti. Possibilità di configurazione multipla. Potrai installare Cemento sia come dispositivo singolo, o combinando più unità.

Water resistant. You can place Cemento anywhere in your garden. Built from concrete and steel for maximum protection against bumps and exterior damage. Multiple configurations. You can install Cemento both as a single unit, or by connecting more than one lamp.



Dettagli elevati del segnale audio anche a basso volume, per un ascolto vivace che non disturba le conversazioni. Alta qualità in rapporto alle dimensioni contenute del sistema audio. Suono a 360°. Lo speaker diffonde un suono uniforme in ogni direzione, per la massima libertà nella disposizione delle luci senza penalizzare la qualità dell'ascolto.

Crystal clear sound even at a very low volume, so the music won't drown out conversations. Stunning sound quality through a surprisingly compact speaker. 360° listening experience. Cemento sends music in all directions, so you can place the lights anywhere and still get a rich, omnidirectional sound.

ZOE

Design Lo Studio Mammini Candido

Registered Design

- **DESIGN INEDITO**
- **3 ALTEZZE DIVERSE**
- **DIRETTAMENTE APPLICABILE
NEL TERRENO**

UNIQUE AND REFINED LAMP DESIGN
3 DIFFERENT HEIGHTS
DIRECT IN-GROUND INSTALLATION







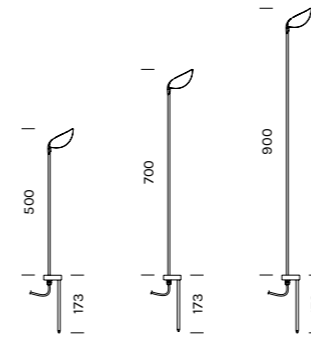
ZOE

Alluminio
Fascio di luce verso il basso

Aluminum
Light beam: downward-projected



BA



Zoe è una lampada a LED ideale per realizzare punti luce suggestivi in giardini, parchi e terrazze. Una sottile asta in alluminio, decorata con un raffinato motivo a foglie, crea un effetto camouflage nella vegetazione. Grazie all'attenta progettazione, l'installazione è facile e veloce e può avvenire direttamente sul terreno o tramite un massetto con viti di fissaggio sulle superfici pavimentate. Zoe può essere utilizzata singolarmente o in composizione.

Zoe is a LED lamp ideal for creating suggestive lighting points in gardens, parks and terraces. A slim aluminum stem, decorated with a refined leaf motif, creates a camouflage effect in the vegetation. Thanks to careful design, installation is quick and easy and can take place directly on the ground or through a screed with fixing screws on paved surfaces. Zoe can be used individually or in a composition.


GROUNDING

Design Harry Thaler

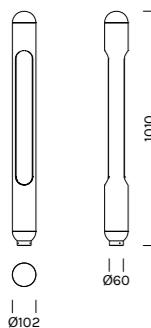


Acciaio inox 316
Fascio di luce verso il basso

Stainless steel 316
Light beam: downward-projected




AI AN RU



Lampioncino a LED per esterno in acciaio inox 316 dall'inedita forma rotondeggiante. Grazie al suo corpo saldato e non stampato, offre un'ottima resistenza ad urti, agenti atmosferici e alla corrosione tipica degli ambienti marini.

Grounding is an outdoor lamp made with 316 stainless steel. It comes with an unusual round shape. Thanks to his welded (not molded) body, it offers an excellent resistance to shocks, atmospheric agents and corrosion typical of marine environments.


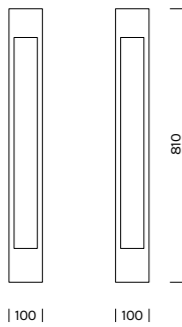



TORCH

Design OLEV Design Lab

Acciaio inox
Fascio di luce diffuso verso il basso

Stainless steel
Light beam: downward-projected diffused



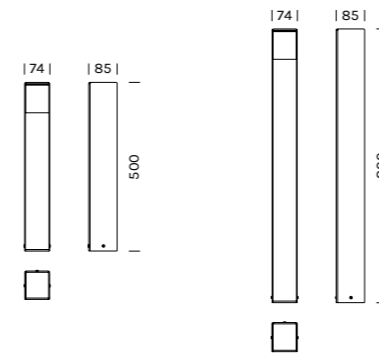





SPREAD

Acciaio inox
Fascio di luce verso il basso

Stainless steel
Light beam: downward-projected


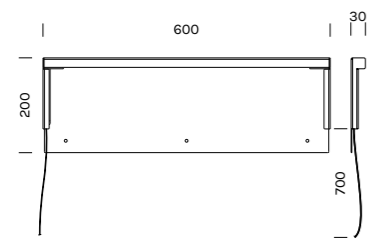


STEP LINE

Design Diego Chilò

Acciaio inox
Fascio di luce verso il basso

Stainless steel
Light beam: downward-projected



MINI DOT SPOT

Design Filippo Cannata

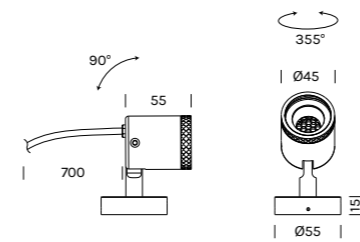

Registered Design



MINI DOT SPOT

Alluminio e vetro
Fascio di luce orientabile

Aluminum and glass
Light beam: adjustable



Mini Dot Spot è un faretto a LED orientabile per installazione outdoor, progettato per la facile installazione in tutti gli ambienti. Dimensioni ridotte e stabilità della fonte luminosa permettono a Mini Dot Spot di soddisfare esigenze illuminotecniche e decorative, assicurando elevati standard di sicurezza.

Mini Dot Spot is an adjustable LED spotlight for outdoor installation, designed to be easily installed in all environments. The small size and stability of the light source allow Mini Dot Spot to meet lighting and decorative requirements, ensuring high safety standards.


MAXI DOT SPOT


Design Filippo Cannata

Registered Design

- . FASCIO DI LUCE ORIENTABILE**
- . DIRETTAMENTE APPLICABILE
NEL TERRENO**
- . ALTISSIMA RESA CROMATICA**

ADJUSTABLE BEAM ANGLE
DIRECT IN-GROUND INSTALLATION
HIGH COLOUR RENDERING INDEX

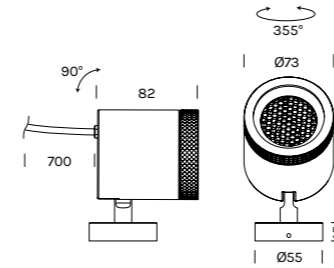





MAXI DOT SPOT

Alluminio e vetro
Fascio di luce orientabile

Aluminum and glass
Light beam: adjustable



Maxi Dot Spot è un faretto a LED orientabile per installazione outdoor, progettato per la facile installazione in tutti gli ambienti.

Maxi Dot Spot is an adjustable LED spotlight for outdoor installation, designed to be easily installed in all environments.





OUTDOOR

LAMPADE DA TERRA INCASSO

FLOOR LAMPS BUILT-IN

MINI DOT UP LIGHT

Design Filippo Cannata

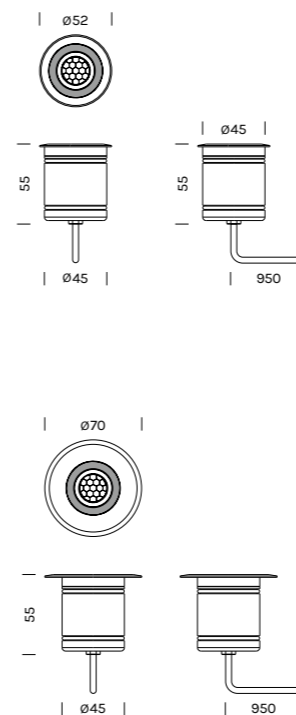
MINI DOT UP LIGHT

Alluminio, inox 316 e vetro
Fascio di luce verso l'alto

Aluminum, stainless steel 316 and glass
Light beam: upward-projected



Al



Mini Dot Up Light è un faretto da incasso a pavimento connotato da una ghiera minimale ed elegante. Il comfort visivo è assicurato dallo schermo anti-abbagliamento situato all'interno del faretto, che permette di diffondere la luce senza infastidire gli occhi.

Mini Dot Up Light is a recessed spotlight featuring a minimal and elegant ring. Visual comfort is ensured by the anti-glare screen located inside the spotlight, which allows light to be diffused without bothering the eyes.



MINI DOT GLASS UP LIGHT

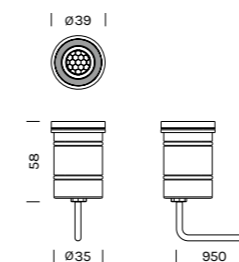

Design Filippo Cannata



MINI DOT GLASS UP LIGHT

Alluminio e vetro
Fascio di luce verso l'alto

Aluminum and glass
Light beam: upward-projected



Mini Dot Glass Up Light è la versione progettata per la facile installazione in qualsiasi pavimento. La struttura a filo vetro, priva di ghiera, rende questo faretto elegante e funzionale, minimizzandone l'impatto visivo.

Mini Dot Glass Up Light is the version designed for easy installation on any floor. The flush, ringless glass structure, makes this spotlight elegant and functional, minimizing its visual impact.



MAXI DOT UP LIGHT

Design Filippo Cannata



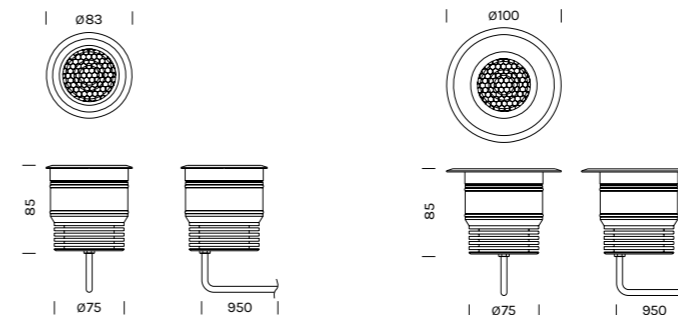
MAXI DOT UP LIGHT

Alluminio, acciaio inox 316 e vetro
Fascio di luce verso l'alto

Aluminum, stainless steel 316 and glass
Light beam: upward-projected




Al



Maxi Dot Up Light è un faretto da incasso connotato da una ghiera minimale ed elegante. Il comfort visivo è assicurato dallo schermo anti-abbagliamento situato all'interno del faretto, che permette di diffondere la luce senza infastidire gli occhi.

Maxi Dot Up Light is a recessed spotlight featuring a minimal and elegant ring. Visual comfort is ensured by the anti-glare screen located inside the spotlight, which allows light to be diffused without bothering the eyes.





OLEV S.r.l.
via del Progresso, 40
36064 Colceresa (VI)
ITALY
T +39 0424 411 403
info@olevlight.com
olevlight.com

Si ricorda che il documento di riferimento per tutte le dimensioni dettagliate, finiture e dati tecnici è il Listino che viene periodicamente aggiornato.

I disegni, le quote, i materiali ed i colori ivi riportati si intendono a titolo indicativo. Nell'interesse della clientela, OLEV si riserva il diritto di apportare modifiche in ogni momento senza l'obbligo di preavviso. È vietata la riproduzione, anche parziale, di questo documento.

Please note that all detailed dimensions, finishes and technical data can be found in the Price List which is periodically updated.

The drawings, dimensions, materials and colours in this book are for informational purposes only. In the interest of its customers, OLEV reserves the right to make changes at any time without prior warning. Reproduction, even partial, of this book is prohibited.



OLEV

ONLY LED
ONLY DESIGN

olevlight.com