



Decorative

DECORATIVE COLLECTION
2021

Decorative

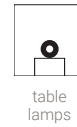
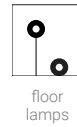
Discover what's new in the
2021 Decòrative
collection
















PRODUCT INDEX INDOOR

ALPHABETICAL ORDER

● Protection Index IP44 — 68



Product Name	Page	Pendant luminaires	Ceiling lights	Wall lights	Floor lamps	Table lamps	Recessed luminaires	Cables & systems
 ANTIGUA	P. 16	●	●	●	●			
 ANTILLE	P. 24	●	●	●				
 ARUBA	P. 32	●	●	●				
 BABY MARGE	P. 40						●	
 BART	P. 44			●	●			
 BATON	P. 48			●				
 BEEBO	P. 52			●	●			●
 BIRBA	P. 58	●	●	●	●	●	●	
 BOX	P. 76			●	●			
 CIRCULAR	P. 92			●	●			
 CONUS	P. 96			●		●	●	
 CREW	P. 100			●	●			
 CRUMB	P. 108			●				

PRODUCT INDEX INDOOR

ALPHABETICAL ORDER

● Protection Index IP44 —68



pendant
luminaires



ceiling
lights



wall
lights



floor
lamps
















table
lamps



recessed
luminaires



cables &
systems

	CURVÈ	P. 112							●
	DAMA	P. 118							●
	DUAL & MINI DUAL	P. 128							●
	DUBLIGHT	P. 132	●	●	●	●	●	●	
	FOTIS	P. 144						●	
	GLUÈD	P. 148	●	●	●				
	HALFPIPE	P. 156						●	
	HELI	P. 162							●
	HOLOGRAM 3D	P. 166	●						
	HORIZON	P. 170	●	●					
	IGLOO	P. 174		●	●				
	JOSHUA	P. 184							●
	KIOO	P. 188		●	●				

PRODUCT INDEX INDOOR

ALPHABETICAL ORDER

● Protection Index IP44—68



pendant
luminaires



ceiling
lights



wall
lights



floor
lamps





table
lamps



recessed
luminaires



cables &
systems

	MAMI	P. 192	●	●	●		●	
	MATRIOSKA	P. 200			●			
	METAL	P. 204		●	●			
	MET WALLY	P. 208		●	●			
	MILLE	P. 212		●	●			
	MINION	P. 220	●	●	●			
	MOLEDRO	P. 228	●	●	●			
	MOVE	P. 234	●	●				
	OH! IN	P. 238	●	●	●	●		●
	OH! SMASH IN	P. 250	●	●	●	●		
	OHPS IN	P. 256	●	●		●		
	ONDA	P. 262		●	●			
	ONE TO ONE	P. 264		●			●	

PRODUCT INDEX INDOOR

ALPHABETICAL ORDER

● Protection Index IP44 —68



pendant
luminaires



ceiling
lights



wall
lights



floor
lamps
















table
lamps



recessed
luminaires



cables &
systems

	OUTLOOK	P. 268	●	●			●	●
	POE	P. 274	●		●	●		
	POE PLUS	P. 282	●					
	POLO	P. 288	●	●	●			●
	REGOLO	P. 298			●			
	REIKI	P. 306		●	●			
	ROSE	P. 310	●	●				
	SINFONIA single installation	P. 314	●	●	●		●	●
	SISTERS	P. 326	●					●
	SKINNY	P. 330				●		
	SNAKE	P. 336		●	●			
	SQUASH	P. 342	●	●	●	●	●	
	STRAIGHT	P. 348	●		●			

PRODUCT INDEX INDOOR

ALPHABETICAL ORDER

● Protection Index IP44—68



pendant
luminaires



ceiling
lights



wall
lights



floor
lamps













table
lamps



recessed
luminaires

















cables &
systems

	TARA	P. 356		●	●		
	TARA DIMMABLE	P. 362		●	●		
	TARA MAXI & TARA MEGA	P. 368		●	●		
	THANK YOU	P. 376	●		●		●
	TRIAD 2.0	P. 384		●	●		
	TRIAD	P. 388		●	●		
	TU-O	P. 392	●				
	TU-TOP	P. 396		●	●		
	TU-V	P. 402	●				●
	ZIG ZAG	P. 406	●	●	●		





PRODUCT INDEX GYPSUM

ALPHABETICAL ORDER

									
	GYPSUM WALL	P. 414							<input checked="" type="checkbox"/>
	GYPSUM COLORING	P. 418							<input checked="" type="checkbox"/>
	GYPSUM RECESSED	P. 428							<input checked="" type="checkbox"/>
	GYPSUM RECESSED DRIVER ON BOARD	P. 446							<input checked="" type="checkbox"/>
	GYPSUM SEMIRECESSED	P. 448							<input checked="" type="checkbox"/>
	GYPSUM PATHMARKER	P. 452							<input checked="" type="checkbox"/>
	GYPSUM PATHMARKER DRIVER ON BOARD	P. 462							<input checked="" type="checkbox"/>

PRODUCT INDEX CABLES & SYSTEMS

ALPHABETICAL ORDER

	SINFONIA SYSTEM	P. 466							<input checked="" type="checkbox"/>
	MONO SYSTEM	P. 476							<input checked="" type="checkbox"/>
	150 SYSTEM	P. 490							<input checked="" type="checkbox"/>
	300 SYSTEM	P. 502							<input checked="" type="checkbox"/>

PRODUCT INDEX OUTDOOR

ALPHABETICAL ORDER

● Protection Index IP44—68



pendant luminaires



ceiling lights



wall lights



floor lamps
















table lamps



recessed luminaires



cable system

Product Image	Product Name	Page	Pendant luminaires	Ceiling lights	Wall lights	Floor lamps	Table lamps	Recessed luminaires	Cable system
	BUTLER	P. 514				●			
	CHOBIN65	P. 520		●	●				
	LINGOTTO	P. 528	●	●	●				
	LIRA	P. 536		●	●			●	
	MARGE	P. 542						●	
	MY WHITE	P. 546				●	●	●	
	OH! DYNAMIC WHITE	P. 562						●	
	OH!	P. 566	●	●	●	●	●		
	OH! MARS	P. 576						●	
	OH! SMASH	P. 580	●	●	●	●	●		
	OHPS	P. 586				●		●	
	PEGGY	P. 592						●	
	PISTILLO	P. 596						●	

PRODUCT INDEX OUTDOOR
ALPHABETICAL ORDER

● Protection Index IP44 — 68



pendant
luminaires



ceiling
lights



wall
lights



floor
lamps



table
lamps



recessed
luminaires



cable
system



SWITCH

P. 602



TEXO

P. 606



VISION

P. 610



APPLICATION INDEX

ALPHABETICAL ORDER



PENDANT

IN

- Antigua
- Antille
- Aruba
- Birba
- Dublight
- Gluèd
- Hologram 3D
- Horizon
- Mami
- Minion
- Moledro
- Move
- Oh! IN
- Oh! Smash IN
- Ohps
- Outlook
- Poe
- Poe Plus
- Polo
- Rose
- Sinfonia - Puccini
- Sinfonia - Rossini
- Sinfonia - Verdi
- Sinfonia - Vivaldi
- Sisters
- Squash
- Straight
- Thank You
- TU-O
- TU-V
- Zig Zag

OUT

- Lingotto
- Lira
- Oh!
- Oh! Smash



CEILING

IN

- Antigua
- Antille
- Aruba
- Bart
- Baton
- Beebo
- Birba
- Box
- Circular
- Conus
- Crew
- Crumb
- Dublight
- Gluèd
- Horizon
- Igloo
- Kioo
- Mami
- Metal
- Met Wally
- Mille
- Minion
- Moledro
- Move
- Oh! IN
- Oh! Smash IN
- Ohps IN
- One to One
- Outlook
- Polo
- Reiki
- Rose
- Sinfonia - Rossini
- Snake
- Squash
- Tara
- Tara Dimmable
- Tara Maxi + Mega
- Triad 2.0
- Triad
- TU-Top
- Zig Zag

OUT

- Chobin65
- Lingotto
- Lira
- My White
- Oh!
- Oh! Smash
- Ohps
- Switch
- Vision



WALL

IN

- Antigua
- Antille
- Aruba
- Bart
- Beebo
- Birba
- Box
- Circular
- Crew
- Curvè
- Dual + Mini Dual
- Dublight
- Fotis
- Gluèd
- Halfpipe
- Heli
- Igloo
- Kioo
- Mami
- Matrioska
- Metal
- Met Wally
- Mille
- Minion
- Moledro
- Oh! IN
- Oh! Smash IN
- Onda
- Poe
- Polo
- Regolo
- Reiki
- Sinfonia - Vivaldi
- Skinny
- Snake
- Squash
- Straight
- Tara
- Tara Dimmable
- Tara Maxi + Mega
- Thank You
- Triad 2.0
- Triad
- TU-Top
- Zig Zag

Gypsum Wall

OUT

- Chobin65
- Lingotto
- My White
- Oh!
- Oh! Smash
- Switch
- Vision



FLOOR

- IN | Antigua
- Birba
- Dublight
- Joshua
- Oh! IN
- Oh! Smash IN
- Ohps IN
- Poe
- Squash

- OUT | Butler
- Lira
- Marge
- My White
- Oh! Dynamic White
- Oh!
- Oh! Mars
- Oh! Smash
- Ohps
- Peggy
- Pistillo
- Vision



TABLE

- IN | Baby Marge ●
- Birba
- Conus
- Dama
- Dublight
- Mami
- Sinfonia - Rossini
- Squash
- Thank You



RECESSED

- IN | Birba
- Conus
- One to One
- Outlook
- Gypsum Coloring
- Gypsum Recessed
- Gypsum Recessed (Driver O.B.)
- Gypsum Semirecessed
- Gypsum Pathmarker
- Gypsum Pathmarker (Driver O.B.)

- OUT | Texo ●



SYSTEM
SINFONIA

- LED | Sinfonia System - Puccini
- Sinfonia System - Rossini
- Sinfonia System - Verdi
- Sinfonia System - Vivaldi



SYSTEM
MONOCABLE

- LED | Baton
- Circular
- Oh!
- Outlook
- Polo
- Trix
- TU-V
- GU10 | Andromeda
- E27 | Bell
- G9 | Campana
- Orient
- Orion
- Sisters
- Tek



SYSTEM
DOUBLE CABLE 150mm

- LED | Oh!
- Outlook
- Self
- Tablet
- GU10 | Bell
- E27 | Halley
- R7s | Orion
- Sisters



SYSTEM
DOUBLE CABLE 300mm

- LED | Beebo
- Matrix
- Oh!
- Polo
- Trix
- E27 | Bell
- R7s | Orion
- Vega

ANTIGUA

NEW ANTIGUA FLOOR



IT

– Diffusore in vetro con bordo sabbiato, elemento centrale in metallo verniciato bianco. Piantana disponibile nei colori bianco o nero.

EN

– Glass diffuser with sandblasted edge, central element in white coated metal. Floor lamp available in white and black colours.

ES

– Difusor de vidrio con borde arenado, elemento central de metal lacado blanco. Lámpara de pie disponible en blanco o negro.

DE

– Diffusor aus Glas mit sandgestrahltem Kante und zentralem Element aus Metall mit Lackierung in Weiß. Stehlampe in den Farben Weiß oder Schwarz.

FR

– Diffuseur en verre avec bord sablé, élément central en métal verni blanc. Lampadaire disponible en blanc et noir.

PY

– Рассеиватель из стекла с кольцом с пескоструйной обработкой, центральный элемент из металла, выкрашенного в белый цвет. Напольный светильник, доступный в белом и черном цветах.












ANTIGUA_FL

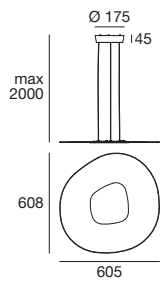
topLED 39 W | 220-240 V | CRI 80



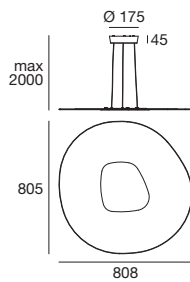
TYPE	CODE	COLOUR
<input type="checkbox"/> WHITE	9315	3000 K
<input checked="" type="checkbox"/> BLACK	9316	3882 lm

ANTIGUA_P

topLED 38 W | 220-240 V | CRI 80



TYPE	CODE	COLOUR
<input type="checkbox"/> WHITE	90348	3000 K 4362 lm



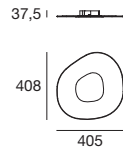
topLED 56 W | 220-240 V | CRI 80



TYPE	CODE	COLOUR
<input type="checkbox"/> WHITE	90349	3000 K 6479 lm

ANTIGUA_S

topLED 19 W | 220-240 V | CRI 80



TYPE

WHITE

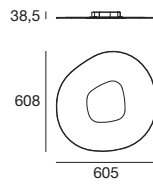
CODE

90345

COLOUR

3000 K
2260 lm

topLED 38 W | 220-240 V | CRI 80



TYPE

WHITE

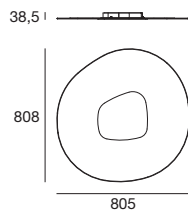
CODE

90346

COLOUR

3000 K
4362 lm

topLED 56 W | 220-240 V | CRI 80



TYPE

WHITE

CODE

90347

COLOUR

3000 K
6479 lm

ANTILLE



IT

– Diffusore in vetro con bordo sabbaiato non simmetrico, elemento centrale in metallo nelle finiture rame, oro, cromo oppure bianco goffrato; montatura in metallo bianco.

EN

– Glass diffuser with non-symmetrical sandblasted edge, central metal element in copper, gold, chrome or white embossed finishes; white metal frame.

ES

– Difusor de vidrio con borde arenado no simétrico, elemento central de metal en los acabados cobre, oro, cromo o blanco efecto arrugado; estructura metálica en blanco.

DE

– Diffusor aus Glas mit unsymmetrisch sandgestrahltem Rand und zentralem Element aus Metall mit Oberfläche in Kupfer, Gold, Chrom oder weißem Schruppflack. Fassung aus Metal.

FR

– Diffuseur en verre avec bord sablé asymétrique, élément central en métal dans le finitions cuivre, or, chrome ou blanc gaufré. Cadre en métal blanc.

PY

– Теклянный рассеиватель с асимметричной кромкой с пескоструйной обработкой, центральный элемент из металла с медной, золотой, хромированной или белой складчатой отделкой; рама из белого металла.

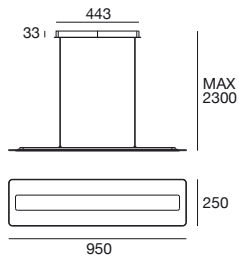






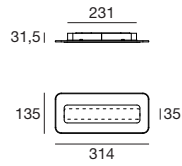




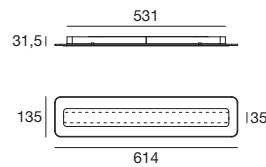


TYPE	CODE	COLOUR
<input type="checkbox"/> WHITE	8936	3000 K
<input type="checkbox"/> CHROME	8937	5957 lm
<input type="checkbox"/> ROSE GOLD	8938	
<input type="checkbox"/> GOLD	8939	






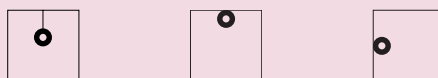
TYPE	CODE	COLOUR
WHITE	8880	3000 K
CHROME	8881	1696 lm
COPPER	8882	
GOLD	8883	



TYPE	CODE	COLOUR
WHITE	8885	3000 K
CHROME	8886	3732 lm
COPPER	8887	
GOLD	8888	



ARUBA



IT

– Diffusore in vetro extrachiario con bordo sabbaiato non simmetrico, elemento centrale in metallo nelle finiture galvaniche rame, oro, cromo oppure bianco gofrato; montatura in metallo bianco.

EN

– Extra clear glass diffuser with non-symmetrical sandblasted edge, central metal element in copper, gold, chrome or white embossed finishes; white metal frame.

ES

– Difusor de vidrio extraclaro con borde arenado asimétrico, elemento central de metal con acabados en cobre, oro, cromo o blanco efecto gofrado; estructura metálica en blanco.

DE

– Diffusor aus Glas mit unsymmetrisch sandgestrahltem Rand und zentralem Element aus Metall mit galvanisch behandelte Oberfläche in Kupfer, Gold, Chrom oder weißem Prägelack. Fassung aus Metal.

FR

– Diffuseur en verre extraclair avec bord sablé asymétrique, élément central en métal dans les finitions cuivre, or, chrome ou blanc gaufré ; monture en métal blanc.

PY

– Стекланный рассеиватель с асимметричной кромкой с пескоструйной обработкой, центральный элемент из металла с медной, золотой, хромированной или белой складчатой отделкой; рама из белого металла.













□ 500 mm

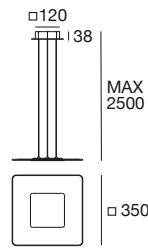


□ 350 mm



ARUBA_P

topLED 19 W | 220-240 V | CRI 80



TYPE

- WHITE
- CHROME
- COPPER
- GOLD

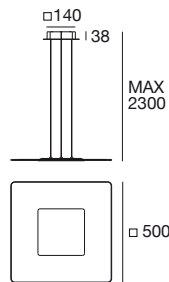
CODE

- 8928**
- 8929**
- 8930**
- 8931**

COLOUR

- 3000 K
- 2287 lm

topLED 40 W | 220-240 V | CRI 80



TYPE

- WHITE
- CHROME
- COPPER
- GOLD

CODE

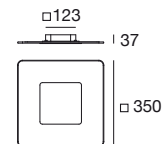
- 8932**
- 8933**
- 8934**
- 8935**

COLOUR

- 3000 K
- 4457 lm

ARUBA_S

topLED 19 W | 220-240 V | CRI 80



TYPE

- WHITE
- CHROME
- COPPER
- GOLD

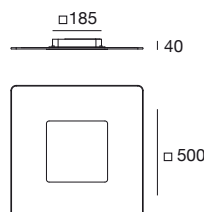
CODE

- 8920**
- 8921**
- 8922**
- 8923**

COLOUR

- 3000 K
- 2287 lm

topLED 40 W | 220-240 V | CRI 80



TYPE

- WHITE
- CHROME
- COPPER
- GOLD

CODE

- 8924**
- 8925**
- 8926**
- 8927**

COLOUR

- 3000 K
- 4457 lm

B A B Y M A R G E



IT

– Diffusore in polietilene lineare bianco.
Base per ricarica in materiale plastico.

EN

– White linear polyethylene diffuser.
Charging base made of plastic material.

ES

– Difusor en polietileno lineal blanco.
Base de carga de plástico.

DE

– Diffusor aus weißem durchscheinend Polyethylen.
Kunststoffladebasis.

FR

– Diffuseur en polyéthylène linéaire blanc.
Base de chargement en matière plastique.

PY

– Рассеиватель в белом линейном полиэтилене.
Пластиковая зарядная база.







TYPE

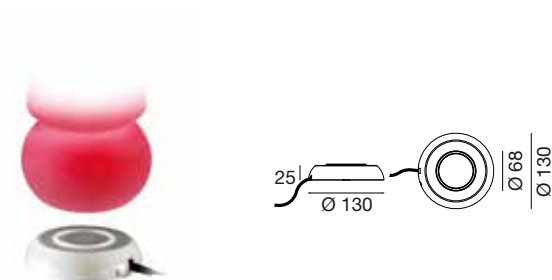
WHITE

CODE

15000

COLOUR

RGB



CHARGING TIME 6 hours
AUTONOMY 12 hours white light / 14,5 hours RGB light
BATTERY LIFE + 500 charge / discharge cycles



REMOTE CONTROL INCLUDED



BART



IT

– Corpo in alluminio verniciato bianco o nero gofrato; diffusore in policarbonato trasparente.

EN

– White or black wrinkle-effect coated aluminium casing; transparent polycarbonate diffuser.

ES

– Cuerpo de aluminio pintado de color blanco o negro efecto arrugado; difusor de policarbonato transparente.

DE

– Leuchte aus Aluminium mit Lackierung mit weißem oder schwarzem Schrumpflack; Diffusor aus transparentem Polycarbonat.

FR

– Corps en aluminium verni blanc ou noir effet froissé ; diffuseur en polycarbonate transparent.

PY

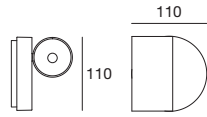
– Корпус из алюминия, окрашенной белой или черной краской со складчатой отделкой; рассеиватель из прозрачного поликарбоната.





BART_S

arrayLED 11 W | 220-240 V | CRI 80



TYPE

- WHITE
- BLACK

CODE

- 8466
- 8467

COLOUR

- 3000 K
- 1162 lm

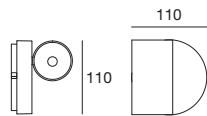
ACCESSORIES



KIT0026 | Phase-cut Dimmer (max. 100 W)

BART_W Switch

arrayLED 5 W | 220-240 V | CRI 80



TYPE

- WHITE
- BLACK

CODE

- 7956
- 7957

COLOUR

- 3000 K
- 725 lm



ON/OFF SWITCH

BATON

GU10



IT

– Corpo in acciaio verniciato bianco con interno gruppo ottico declinato nelle finiture bianco, nero e oro.

EN

– Casing in white coated steel with the inside of the optical unit in white, black and gold finishes.

ES

– Cuerpo de acero lacado blanco, con interior del grupo óptico en los acabados blanco, negro y oro.

DE

– Leuchtkörper aus Stahl mit Lackierung in Weiß. Im Leuchtkörper befindet sich die optische Gruppe in den Oberflächen Weiß, Schwarz und Gold.

FR

– Corps en acier verni blanc avec intérieur du groupe optique décliné dans les finitions blanc, noir et or.

PY

– Корпус из стали, выкрашенный в белый или черный цвет, внутри которого располагается оптическая группа с белый, черной и золотой отделкой.





BATON_SR

GU10 | 220-240 V



Ø 80

155



TYPE

- WHITE **59434**
- WHITE / BLACK **59436**
- WHITE / GOLD **59437**

CODE

SOURCE

35 W Max
Halogen

LED bulbs
compatible
(not included)

BATON_SQ

GU10 | 220-240 V



Ø 80

155



TYPE

- WHITE **59404**
- WHITE / BLACK **59406**
- WHITE / GOLD **59407**

CODE

SOURCE

35 W Max
Halogen

LED bulbs
compatible
(not included)

B E E B O



300 SYSTEM
p. 506

IT

– Corpo in alluminio verniciato bianco o nero goffrato, o con cover in legno rovere; diffusore in policarbonato trasparente.

EN

– Casing in white or black wrinkle-effect coated aluminium or with a oak wood cover; transparent polycarbonate diffuser.

ES

– Cuerpo de aluminio pintado de color blanco o negro efecto arrugado, o con cubierta de madera de roble; difusor de policarbonato transparente.

DE

– Leuchte aus Aluminium mit Lackierung mit weißem oder schwarzem Schrumpflack oder mit Abdeckung aus Eichenholz; Diffusor aus transparentem Polycarbonat.

FR

– Corps en aluminium verni blanc ou noir effet froissé, ou avec couverture en chêne rouvre ; diffuseur en polycarbonate transparent.

PY

– Корпус из алюминия, окрашенного белой или черной краской со складчатой отделкой или с покрытием из натурального дуба; рассеиватель из прозрачного поликарбоната.



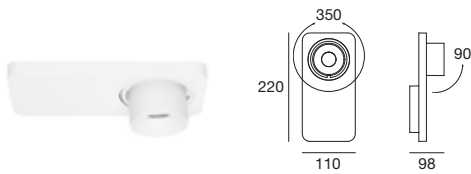






BEEBO_S

arrayLED 11 W | 220-240 V | CRI 80



TYPE

- WHITE
- BLACK
- OAK WOOD

CODE

- 8460**
- 8461**
- 8462**

COLOUR

- 3000 K
- 1162 lm

ACCESSORIES



KIT0026 | Phase-cut Dimmer (max. 100 W)

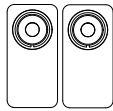


KIT0028 | Fixing bracket for modular installation (only for codes 8460-8461)




KIT0029 | Fixing bracket for modular installation (only for code 8462)

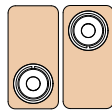
MODULARITY



+ 8460 x 2
+ KIT0028



+ 8461 x 2
+ KIT0028



+ 8462 x 2
+ KIT0029



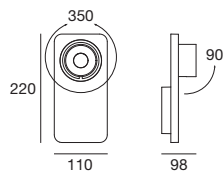
+ 8460 x 2
+ KIT0028



+ 8461 x 2
+ KIT0028

BEEBO_W Switch

arrayLED 5 W | 220-240 V | CRI 80



TYPE

- WHITE
- BLACK
- OAK WOOD

CODE

- 7972**
- 7973**
- 7974**

COLOUR

- 3000 K
- 725 lm



ON/OFF SWITCH

B I R B A

NEW FAMILY GU10 / E27 ALUMINIUM AND REAL BRASS



IT

– Corpo in alluminio verniciato bianco, in alluminio lucido oppure in vero ottone. Disponibile con attacco GU10 oppure E27, in vari modelli.

EN

– Body in white painted aluminium, in polished aluminium or in genuine brass. Available with GU10 or E27 connection, in various models.

ES

– Cuerpo de aluminio pintado en blanco, aluminio pulido o latón real. Disponible con conexión GU10 o E27, en varios modelos.

DE

– Körper aus weiß lackiertem Aluminium, poliertem Aluminium oder echtem Messing. Erhältlich mit Anschluss GU10 oder E27 in verschiedenen Modellen.

FR

– Corps en aluminium vernis blanc, aluminium brillant ou en laiton véritable. Plusieurs modèles sont disponibles avec douilles GU10 ou E27.

PY

– Корпус из окрашенного в белый цвет алюминия, из полированного алюминия или из натуральной латуни. Имеются варианты с цоколем GU10 или E27, в различных моделях.



























GU10 adjustable socket

E27 fixed socket



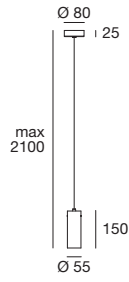
Vero ottone lucido
Real polished brass



Vero alluminio lucido
Real polished aluminium

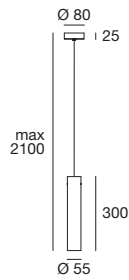
BIRBA_P

GU10 / E27 | 220-240 V



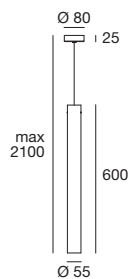
TYPE	CODE	SOURCE
WHITE	9355	GU10 Max 7 W LED Bulb (not included)
POLISHED BRASS	9357	
POLISHED ALUM.	9358	
WHITE	9403	E27 Max 22 W LED Bulb (not included)
POLISHED BRASS	9405	
POLISHED ALUM.	9406	

GU10 / E27 | 220-240 V



TYPE	CODE	SOURCE
WHITE	9361	GU10 Max 7 W LED Bulb (not included)
POLISHED BRASS	9363	
POLISHED ALUM.	9364	
WHITE	9409	E27 Max 22 W LED Bulb (not included)
POLISHED BRASS	9411	
POLISHED ALUM.	9412	

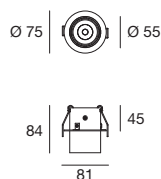
GU10 / E27 | 220-240 V



TYPE	CODE	SOURCE
WHITE	9367	GU10 Max 7 W LED Bulb (not included)
POLISHED BRASS	9369	
POLISHED ALUM.	9370	
WHITE	9415	E27 Max 22 W LED Bulb (not included)
POLISHED BRASS	9417	
POLISHED ALUM.	9418	

BIRBA_C

GU10 / E27 | 220-240 V



TYPE	CODE	SOURCE
WHITE	9451	GU10 Max 7 W LED Bulb (not included)
POLISHED BRASS	9453	
POLISHED ALUM.	9454	
WHITE	9457	E27 Max 22 W LED Bulb (not included)
POLISHED BRASS	9459	
POLISHED ALUM.	9460	

BIRBA_S

GU10 / E27 | 220-240 V

GU10

E27



TYPE

CODE

SOURCE

- WHITE **9373**
- POLISHED BRASS **9375**
- POLISHED ALUM. **9376**

GU10
Max 7 W
LED Bulb
(not included)

- WHITE **9421**
- POLISHED BRASS **9423**
- POLISHED ALUM. **9424**

E27
Max 22 W
LED Bulb
(not included)

GU10 / E27 | 220-240 V

GU10

E27



TYPE

CODE

SOURCE

- WHITE **9379**
- POLISHED BRASS **9381**
- POLISHED ALUM. **9382**

GU10
Max 7 W
LED Bulb
(not included)

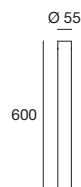
- WHITE **9427**
- POLISHED BRASS **9429**
- POLISHED ALUM. **9430**

E27
Max 22 W
LED Bulb
(not included)

GU10 / E27 | 220-240 V

GU10

E27



TYPE

CODE

SOURCE

- WHITE **9385**
- POLISHED BRASS **9387**
- POLISHED ALUM. **9388**

GU10
Max 7 W
LED Bulb
(not included)

- WHITE **9433**
- POLISHED BRASS **9435**
- POLISHED ALUM. **9436**

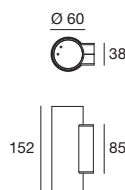
E27
Max 22 W
LED Bulb
(not included)

BIRBA_W1 MONO EMISSION

GU10 / E27 | 220-240 V

GU10

E27



TYPE

CODE

SOURCE

- WHITE **9391**
- BRASS / WHITE **9393**
- ALUM. / WHITE **9394**

GU10
Max 7 W
LED Bulb
(not included)

- WHITE **9439**
- BRASS / WHITE **9441**
- ALUM. / WHITE **9442**

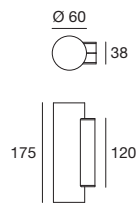
E27
Max 13 W / Ø60 mm
LED Bulb
(not included)

BIRBA_W2 BI EMISSION

GU10 / E27 | 220-240 V

GU10

E27



TYPE

- WHITE
- BRASS / WHITE
- ALUM. / WHITE

CODE

9397
9399
9400

SOURCE

GU10
Max 2 x 7 W
LED Bulb
(not included)

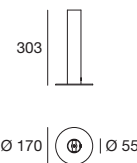
- WHITE
- BRASS / WHITE
- ALUM. / WHITE

9445
9447
9448

E27 - Max
2 x 13 W / Ø60 mm
LED Bulb
(not included)

BIRBA_TAB & FLOOR

E27 | 220-240 V



TYPE

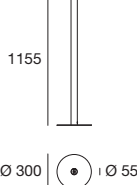
- WHITE
- POLISHED BRASS
- POLISHED ALUM.

CODE

9463
9465
9466

SOURCE

E27
Max 22 W
LED Bulb
(not included)



E27 | 220-240 V



TYPE

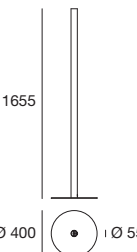
- WHITE
- POLISHED BRASS
- POLISHED ALUM.

CODE

9475
9477
9478

SOURCE

E27
Max 22 W
LED Bulb
(not included)



E27 | 220-240 V



TYPE

- WHITE
- POLISHED BRASS
- POLISHED ALUM.

CODE

9469
9471
9472

SOURCE

E27
Max 22 W
LED Bulb
(not included)

BOX

NEW MATERIAL NEW FINISHES NEW 2700 K



IT

– Cornice in metallo verniciato. Alle classiche colorazioni bianco e cemento si aggiungono le nuove finiture nero, vero ottone spazzolato e vero rame spazzolato. Diffusore in polimetilmetacrilato satinato.

EN

– Frame in painted metal. The new black, genuine brushed brass and genuine brushed copper are added to the classic white and cement colours. Diffuser in satin-finish polymethylmethacrylate.

ES

– Marco de metal pintado. A los clásicos colores blanco y cemento se añaden los nuevos acabados negro, latón cepillado y cobre cepillado. Difusor de polimetilmetacrilato satinado.

DE

– Rahmen aus lackiertem Metall. Zu den klassischen Farben Weiß und Zement kommen die neuen Ausführungen Schwarz, gebürstetes echtes Messing und gebürstetes echtes Kupfer hinzu. Diffusor aus satiniertem Polymethylmethacrylat.

FR

– Encadrement en métal vernis. Les nouvelles finitions noires en laiton et cuivre brossés véritables, s'ajoutent aux couleurs classiques blanche et gris ciment. Diffuseur en polyméthacrylate de méthyle satiné.

PY


– Рама из окрашенного металла. К классическим цветам - белому и цементному - добавлена новая отделка черного цвета, натуральная брашированная латунь и натуральная брашированная медь. Рассеиватель из сатинированного полиметилакрилата.


2700 K





3000 K



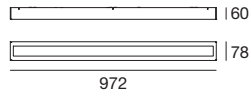













TYPE	CODE	COLOUR
<input type="checkbox"/> WHITE	8259	3000 K 2543 lm
<input type="checkbox"/> WHITE	8259N	4000 K 2642 lm

ACCESSORIES



KIT0026 | Phase-cut Dimmer (max. 100 W)



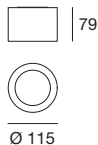
TYPE	CODE	COLOUR
<input type="checkbox"/> WHITE	8260	3000 K 3390 lm
<input type="checkbox"/> WHITE	8260N	4000 K 3523 lm

ACCESSORIES



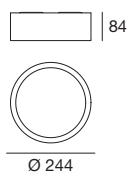
KIT0026 | Phase-cut Dimmer (max. 100 W)





TYPE	CODE	COLOUR
<input type="checkbox"/> WHITE	8236	3000 K 752 lm
<input type="checkbox"/> WHITE	8236N	4000 K 811 lm

topLED 17 W | 220-240 V | CRI 80



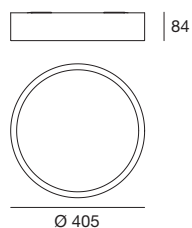
TYPE	CODE	COLOUR
<input type="checkbox"/> WHITE	8238	3000 K 1880 lm
<input type="checkbox"/> WHITE	8238N	4000 K 2027 lm

ACCESSORIES



KIT0026 | Phase-cut Dimmer (max. 100 W)

topLED 25 W | 220-240 V | CRI 80



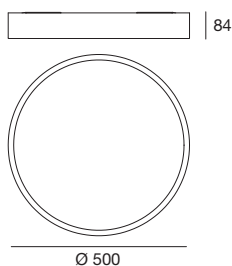
TYPE	CODE	COLOUR
<input type="checkbox"/> WHITE	8240	3000 K 2878 lm
<input type="checkbox"/> WHITE	8240N	4000 K 3108 lm

ACCESSORIES



KIT0026 | Phase-cut Dimmer (max. 100 W)

topLED 48 W | 220-240 V | CRI 80

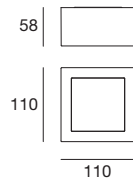


TYPE	CODE	COLOUR
<input type="checkbox"/> WHITE	8242	3000 K 5232 lm
<input type="checkbox"/> WHITE	8242N	4000 K 5650 lm

ACCESSORIES

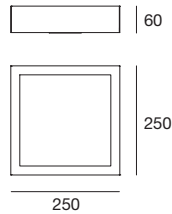


KIT0026 | Phase-cut Dimmer (max. 100 W)



TYPE	CODE	COLOUR
<input type="checkbox"/> WHITE	8227	3000 K 752 lm
<input type="checkbox"/> WHITE	8227N	4000 K 811 lm

topLED 17 W | 220-240 V | CRI 80



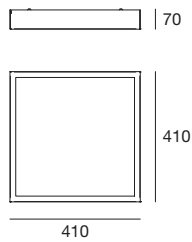
TYPE	CODE	COLOUR
<input type="checkbox"/> WHITE	8229	3000 K 1880 lm
<input type="checkbox"/> WHITE	8229N	4000 K 2027 lm

ACCESSORIES



KIT0026 | Phase-cut Dimmer (max. 100 W)

topLED 25 W | 220-240 V | CRI 80



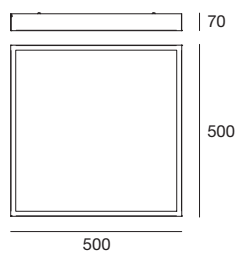
TYPE	CODE	COLOUR
<input type="checkbox"/> WHITE	8231	3000 K 3060 lm
<input type="checkbox"/> WHITE	8231N	4000 K 3283 lm

ACCESSORIES



KIT0026 | Phase-cut Dimmer (max. 100 W)

topLED 43 W | 220-240 V | CRI 80



TYPE	CODE	COLOUR
<input type="checkbox"/> WHITE	8233	3000 K 4888 lm
<input type="checkbox"/> WHITE	8233N	4000 K 5270 lm

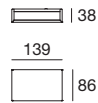
ACCESSORIES



KIT0026 | Phase-cut Dimmer (max. 100 W)

BOX_W1 MONO EMISSION

topLED 6 W | 220-240 V | CRI 80



Vero rame
Real copper



Vero ottone
Real brass

TYPE	CODE	COLOUR
WHITE	8770M	2700 K
CONCRETE	8771M	515 lm
BLACK	9540M	
BRUSHED COPPER	8912M	
BRUSHED BRASS	8913M	
WHITE	8770	3000 K
CONCRETE	8771	561 lm
BLACK	9540	
BRUSHED COPPER	8912	
BRUSHED BRASS	8913	
WHITE	8770N	4000 K
CONCRETE	8771N	583 lm
BLACK	9540N	


ACCESSORIES



KIT0026 | Phase-cut Dimmer (max. 100 W)

BOX_W1 MONO EMISSION

topLED 14 W | 220-240 V | CRI 80



Vero rame
Real copper



Vero ottone
Real brass

TYPE	CODE	COLOUR
WHITE	8772M	2700 K
CONCRETE	8773M	1457 lm
BLACK	9541M	
BRUSHED COPPER	8914M	
BRUSHED BRASS	8915M	
WHITE	8772	3000 K
CONCRETE	8773	1695 lm
BLACK	9541	
BRUSHED COPPER	8914	
BRUSHED BRASS	8915	
WHITE	8772N	4000 K
CONCRETE	8773N	1865 lm
BLACK	9541N	

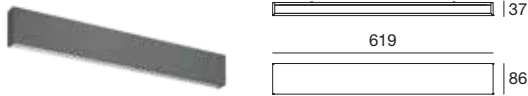
ACCESSORIES



KIT0026 | Phase-cut Dimmer (max. 100 W)

BOX_W1 MONO EMISSION

topLED 28 W | 220-240 V | CRI 80



Vero rame
Real copper



Vero ottone
Real brass

TYPE	CODE	COLOUR
<input type="checkbox"/> WHITE	8774M	2700 K
<input type="checkbox"/> CONCRETE	8775M	2914 lm
<input type="checkbox"/> BLACK	9542M	
<input type="checkbox"/> BRUSHED COPPER	8916M	
<input type="checkbox"/> BRUSHED BRASS	8917M	
<input type="checkbox"/> WHITE	8774	3000 K
<input type="checkbox"/> CONCRETE	8775	3390 lm
<input type="checkbox"/> BLACK	9542	
<input type="checkbox"/> BRUSHED COPPER	8916	
<input type="checkbox"/> BRUSHED BRASS	8917	
<input type="checkbox"/> WHITE	8774N	4000 K
<input type="checkbox"/> CONCRETE	8775N	3730 lm
<input type="checkbox"/> BLACK	9542N	

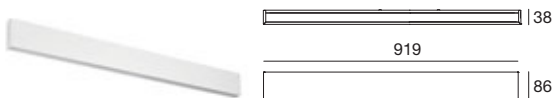
ACCESSORIES



KIT0026 | Phase-cut Dimmer (max. 100 W)

BOX_W1 MONO EMISSION

topLED 41 W | 220-240 V | CRI 80



Vero rame
Real copper



Vero ottone
Real brass

TYPE	CODE	COLOUR
<input type="checkbox"/> WHITE	8776M	2700 K
<input type="checkbox"/> CONCRETE	8777M	4371 lm
<input type="checkbox"/> BLACK	9543M	
<input type="checkbox"/> BRUSHED COPPER	8918M	
<input type="checkbox"/> BRUSHED BRASS	8919M	
<input type="checkbox"/> WHITE	8776	3000 K
<input type="checkbox"/> CONCRETE	8777	5085 lm
<input type="checkbox"/> BLACK	9543	
<input type="checkbox"/> BRUSHED COPPER	8918	
<input type="checkbox"/> BRUSHED BRASS	8919	
<input type="checkbox"/> WHITE	8776N	4000 K
<input type="checkbox"/> CONCRETE	8777N	5595 lm
<input type="checkbox"/> BLACK	9543N	

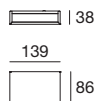
ACCESSORIES



KIT0026 | Phase-cut Dimmer (max. 100 W)

BOX_W2 BI EMISSION

topLED 10 W | 220-240 V | CRI 80



Vero rame
Real copper



Vero ottone
Real brass

TYPE	CODE	COLOUR
WHITE	8255M	2700 K
CONCRETE	8261M	1030 lm
BLACK	9545M	
BRUSHED COPPER	9532M	
BRUSHED BRASS	9533M	
WHITE	8255	3000 K
CONCRETE	8261	1122 lm
BLACK	9545	
BRUSHED COPPER	9532	
BRUSHED BRASS	9533	
WHITE	8255N	4000 K
CONCRETE	8261N	1156 lm
BLACK	9545N	


ACCESSORIES



KIT0026 | Phase-cut Dimmer (max. 100 W)

BOX_W2 BI EMISSION

topLED 19 W | 220-240 V | CRI 80



Vero rame
Real copper



Vero ottone
Real brass

TYPE	CODE	COLOUR
WHITE	8256M	2700 K
CONCRETE	8262M	2250 lm
BLACK	9546M	
BRUSHED COPPER	9534M	
BRUSHED BRASS	9535M	
WHITE	8256	3000 K
CONCRETE	8262	2256 lm
BLACK	9546	
BRUSHED COPPER	9534	
BRUSHED BRASS	9535	
WHITE	8256N	4000 K
CONCRETE	8262N	2433 lm
BLACK	9546N	


ACCESSORIES



KIT0026 | Phase-cut Dimmer (max. 100 W)

BOX_W2 BI EMISSION

topLED 28 W | 220-240 V | CRI 80



Vero rame
Real copper



Vero ottone
Real brass

TYPE	CODE	COLOUR
<input type="checkbox"/> WHITE	8257M	2700 K
<input type="checkbox"/> CONCRETE	8263M	2914 lm
<input type="checkbox"/> BLACK	9547M	
<input type="checkbox"/> BRUSHED COPPER	9536M	
<input type="checkbox"/> BRUSHED BRASS	9537M	
<input type="checkbox"/> WHITE	8257	3000 K
<input type="checkbox"/> CONCRETE	8263	3390 lm
<input type="checkbox"/> BLACK	9547	
<input type="checkbox"/> BRUSHED COPPER	9536	
<input type="checkbox"/> BRUSHED BRASS	9537	
<input type="checkbox"/> WHITE	8257N	4000 K
<input type="checkbox"/> CONCRETE	8263N	3523 lm
<input type="checkbox"/> BLACK	9547N	

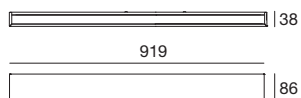
ACCESSORIES



KIT0026 | Phase-cut Dimmer (max. 100 W)

BOX_W2 BI EMISSION

topLED 41 W | 220-240 V | CRI 80



Vero rame
Real copper



Vero ottone
Real brass

TYPE	CODE	COLOUR
<input type="checkbox"/> WHITE	8258M	2700 K
<input type="checkbox"/> CONCRETE	8264M	4371 lm
<input type="checkbox"/> BLACK	9548M	
<input type="checkbox"/> BRUSHED COPPER	9538M	
<input type="checkbox"/> BRUSHED BRASS	9539M	
<input type="checkbox"/> WHITE	8258	3000 K
<input type="checkbox"/> CONCRETE	8264	5085 lm
<input type="checkbox"/> BLACK	9548	
<input type="checkbox"/> BRUSHED COPPER	9538	
<input type="checkbox"/> BRUSHED BRASS	9539	
<input type="checkbox"/> WHITE	8258N	4000 K
<input type="checkbox"/> CONCRETE	8264N	5284 lm
<input type="checkbox"/> BLACK	9548N	

ACCESSORIES



KIT0026 | Phase-cut Dimmer (max. 100 W)

C I R C U L A R



IT

– Montatura in metallo verniciato bianco gofrato o cromo; diffusore in polimetilmetacrilato.

EN

– White wrinkled or chrome coating metal setting, polymethylmethacrylate diffuser.

ES

– Base de metal cromado; difusor de vidrio arenado blanco o polimetacrilato de metilo arenado blanco.

DE

– Fassung aus Aluminium mit Lackierung mit weißem Schrumpflack. Diffusor aus PMMA.

FR

– Monture en aluminium laqué blanc effet froissé ou chrome, diffuseur en polyméthacrylate de méthyle.

PY

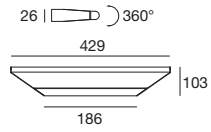
– Материал: оправа из металла с хромированной отделкой; отражатель из прозрачного стекла с тонкой отделкой.





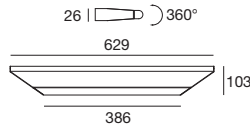
CIRCULAR

topLED 8 W | 220-240 V | CRI 80



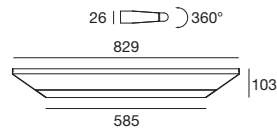
TYPE	CODE	COLOUR
<input type="checkbox"/> WHITE	8405	3000 K
<input checked="" type="checkbox"/> WHITE / CHROME	8406	1075 lm

topLED 11 W | 220-240 V | CRI 80



TYPE	CODE	COLOUR
<input type="checkbox"/> WHITE	8409	3000 K
<input checked="" type="checkbox"/> WHITE / CHROME	8410	1511 lm

topLED 19 W | 220-240 V | CRI 80



TYPE	CODE	COLOUR
<input type="checkbox"/> WHITE	8413	3000 K
<input checked="" type="checkbox"/> WHITE / CHROME	8414	2266 lm

CONUS



IT

– Corpo in alluminio verniciato bianco o nero goffrato; diffusore in vetro sabbiato bianco o policarbonato nelle versioni spot.

EN

– White or black wrinkle-effect coated aluminium casing; white sandblasted glass diffuser (or polycarbonate in the spotlight versions).

ES

– Cuerpo de aluminio pintado de color blanco o negro; difusor de vidrio arenado blanco o policarbonato en las versiones spot.

DE

– Aluminiumkörper mit weißer oder schwarzer Oberfläche. Diffusor aus sandgestrahltem Weißglas (oder Polycarbonat in den Spot-Versionen).

FR

– Corps en aluminium verni blanc ou noir ; diffuseur en verre sablé blanc ou en polycarbonate dans les versions encastrées.

PY

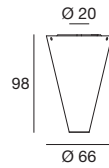
– Корпус из белого алюминия или черный цвета; Белый пескоструйные стекла отражатель или поликарбоната в точечных версиях.





CONUS_X

topLED 2 W | 220-240 V | CRI 90



TYPE

- WHITE
- BLACK

CODE

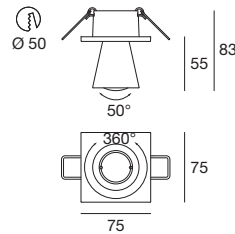
7287
7542

COLOUR

3000 K
90 lm

CONUS_C

topLED 2 W | 220-240 V | CRI 90



TYPE

- WHITE
- BLACK

CODE

7269
7536

COLOUR

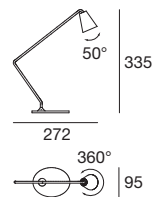
3000 K
200 lm

ELECTRONICS

KIT72 | ON/OFF Driver 1-12 art.

CONUS_TAB

topLED 2 W | 220-240 V | CRI 90



TYPE

- WHITE
- BLACK

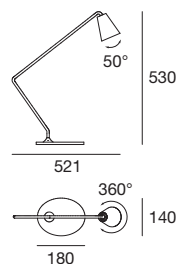
CODE

7278
7280

COLOUR

3000 K
200 lm

arrayLED 6 W | 220-240 V | CRI 90



TYPE

- WHITE
- BLACK

CODE

7281
7540

COLOUR

3000 K
605 lm

CREW



IT

– Montatura in metallo verniciato. Diffusore in polimetilmetacrilato.

EN

– Coated metal setting. Polymethylmethacrylate diffuser.

ES

– Estructura de metal lacado. Difusor de polimetilmetacrilato.

DE

– Fassung aus lackiertem Metall. Diffusor aus PMMA.

FR

– Monture en métal laqué. Diffuseurs en polyméthacrylate de méthyle.

PY

– Рама из крашеного металла. Рассеиватель из полиметилметакрилата.





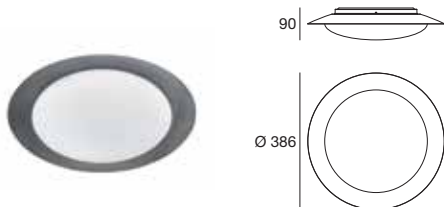




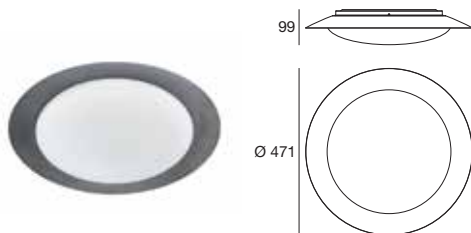




TYPE	CODE	COLOUR
☐ WHITE	8270	3000 K
■ DARK GREY	8271	1350 lm
■ BURNED	8272	



TYPE	CODE	COLOUR
☐ WHITE	8275	3000 K
■ DARK GREY	8276	1800 lm
■ BURNED	8277	



TYPE	CODE	COLOUR
☐ WHITE	8280	3000 K
■ DARK GREY	8281	2700 lm
■ BURNED	8282	

Finishes



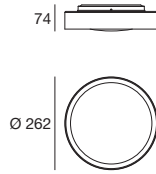
WHITE



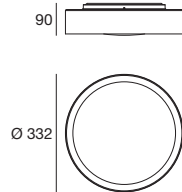
DARK GREY



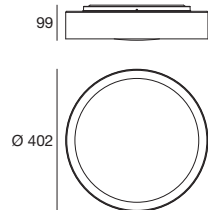
BURNED



TYPE	CODE	COLOUR
WHITE	8285	3000 K
SABLÉ / TIFFANY	8289	1350 lm
BLACK / WHITE	8287	
BLACK / GOLD	8288	
WHITE / PAINTED COPPER	8286	



TYPE	CODE	COLOUR
WHITE	8292	3000 K
SABLÉ / TIFFANY	8296	1800 lm
BLACK / WHITE	8294	
BLACK / GOLD	8295	
WHITE / PAINTED COPPER	8293	



TYPE	CODE	COLOUR
WHITE	8299	3000 K
SABLÉ / TIFFANY	8303	2700 lm
BLACK / WHITE	8301	
BLACK / GOLD	8302	
WHITE / PAINTED COPPER	8300	

Finishes



WHITE



BLACK / WHITE



SABLÉ / TIFFANY



WHITE / PAINTED COPPER



BLACK / GOLD

CRUMB



IT

– Montatura in metallo verniciato bianco o nero gofrato, diffusore in vetro borosilicato trasparente oppure fumé.

EN

– White or black wrinkled coating setting, transparent or smoked borosilicate glass diffuser.

ES

– Estructura de metal lacado blanco o negro, difusor de vidrio borosilicato, transparente o ahumado.

DE

– Weiß oder Schwarz Metallstruktur; Diffusor aus transparentem Borsilikatglas oder in Fumé.

FR

– Monture en métal laqué blanc ou noir, diffuseur en verre borosilicate transparent ou fumé.

PY

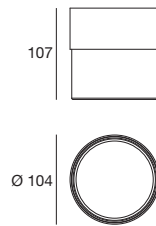
– Рамка из белого или черного окрашенного металла, рассеиватель из прозрачного или дымчатого боросиликатного стекла.





CRUMB

topLED 10 W | 220-240 V | CRI 80



TYPE

CODE

COLOUR

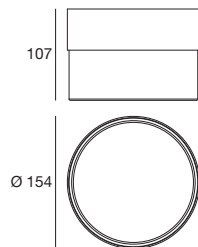
WHITE / TRANSP. **90281**

BLACK / SMOKED **90296**

3000 K

1008 lm

topLED 15 W | 220-240 V | CRI 80



TYPE

CODE

COLOUR

WHITE / TRANSP. **90282**

BLACK / SMOKED **90297**

3000 K

1622 lm

CURVÈ



IT

– Corpo in alluminio verniciato bianco goffrato, cemento, corten oppure nichel; diffusore in polimetilmetacrilato satinato bianco.

EN

– White wrinkle-effect or corten or beton grey coated aluminium casing; white satin-finished polymethylmethacrylate diffuser.

ES

– Cuerpo de aluminio pintado de color blanco efecto arrugado o corten o gris cemento; difusor de olimetilmetacrilato satinado blanco.

DE

– Leuchte aus Aluminium mit Lackierung mit weißem Schrumpflack oder in Corten oder Zementgrau; Diffusor aus weißem satiniertem Polymethylmethacrylat.

FR

– Corps en aluminium verni blanc effet froissé ou corten ou gris béton; diffuseur en polyméthacrylate de méthyle satiné blanc.

PY

– корпус из алюминия, выкрашенного белой краской со складчатой отделкой, отделкой "кортен" или отделкой серого цементного цвета; рассеиватель из белого сатинированного полиметилметакрилата.







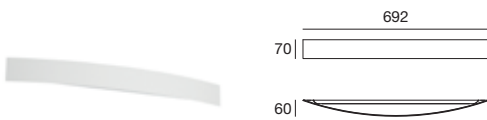
CURVÈ LED

topLED 15 W | 220-240 V | CRI 90



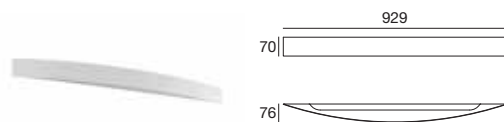
TYPE	CODE	COLOUR
<input type="checkbox"/> WHITE	1140	3000 K
<input type="checkbox"/> DARK BROWN	1141	1813 lm
<input type="checkbox"/> CONCRETE	1146	

topLED 30 W | 220-240 V | CRI 90

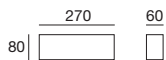


TYPE	CODE	COLOUR
<input type="checkbox"/> WHITE	1143	3000 K
<input type="checkbox"/> DARK BROWN	1144	3625 lm
<input type="checkbox"/> CONCRETE	1147	


topLED 35 W | 220-240 V | CRI 90



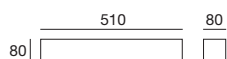
TYPE	CODE	COLOUR
<input type="checkbox"/> WHITE	1190	3000 K
<input type="checkbox"/> DARK BROWN	1191	4536 lm
<input type="checkbox"/> CONCRETE	1192	



TYPE	CODE	SOURCE
<input type="checkbox"/> WHITE	1135	1x80 W Halogen 78mm (3000 K included) (LED bulbs compatible, max Ø 22 mm)
<input checked="" type="checkbox"/> NICKEL	1030	



TYPE	CODE	SOURCE
<input type="checkbox"/> WHITE	1131	1x120 W Halogen 118mm (3000 K included) (LED bulbs compatible, max Ø 22 mm)
<input checked="" type="checkbox"/> NICKEL	1031	



TYPE	CODE	SOURCE
<input type="checkbox"/> WHITE	1136	1x120 W Halogen 118mm (3000 K included) (LED bulbs compatible, max Ø 22 mm)
<input checked="" type="checkbox"/> NICKEL	1032	

D A M A

RECHARGEABLE LED SOURCE HAND MOTION ACTIVATED IR-SENSOR



IT

– Corpo lampada in metallo verniciato nelle finiture bianco, nero, verde menta, azzurro, rosso e dark brown. Batteria ricaricabile con sorgente LED incorporata, sensore IR e aggancio magnetico.

EN

– Lamp body in painted metal in white, black, mint green, light blue, red and dark brown finishes. Rechargeable battery with built-in LED source, IR sensor and magnetic connection.

ES

– Cuerpo de la lámpara de metal pintado con acabados en blanco, negro, verde menta, azul claro, rojo y marrón oscuro. Batería recargable con fuente LED incorporada, sensor IR y enganche magnético.

DE

– Lampenkörper aus lackiertem Metall in den Ausführungen Weiß, Schwarz, Mintgrün, Hellblau, Rot und Dunkelbraun. Aufladbare Batterie mit eingebauter LED-Quelle, IR-Sensor und magnetische Aufhängung.

FR

– Corps de luminaire en métal vernis avec finitions blanches, noires, vert-menthe, bleues, rouges et marron foncé. Pile rechargeable avec source d'éclairage à LED incorporée, capteur infrarouge et fermeture magnétique.

PY

– Корпус светильника из окрашенного металла с отделкой белого, черного, зеленого мятного, голубого, красного и темно-коричневого цвета. Встроенная подзаряжаемая аккумуляторная батарея со светодиодным источником света, ИК-датчик и магнитное крепление.






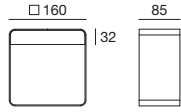












TYPE

- WHITE
- BLACK
- DARK BROWN
- RED
- AZURE
- MINT GREEN

CODE

- 9345**
- 9346**
- 9347**
- 9349**
- 9350**
- 9351**

COLOUR

- 3000 K
- 110 lm
- diffused light




- Simple magnetic installation source
- ON/OFF switch with hand motion activated IR-sensor
- Lithium battery 3500 mAh
- Working time \geq 8 h
- Charging time 4,5 h
- Battery life: cycle charge and discharge \geq 1000 times
- USB cable included



USB charging mode

Charging time: RED indicator
 Full of charging: GREEN indicator





DUAL & MINI-DUAL



IT

– Corpo in alluminio verniciato bianco o grigio, diffusore in vetro trasparente.

EN

– Body in white or gray coated aluminium, diffuser in transparent glass.

ES

– Cuerpo de aluminio lacado blanco o gris, difusor de vidrio transparente.

DE

– Leuchtkörper aus Aluminium mit Lackierung in Weiß oder Grau. Diffusor aus transparentem Glas.

FR

– Corps en aluminium verni blanc ou gris, diffuseur en verre transparent.

PY

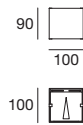
– Корпус из алюминия выкрашенного белой или серой краской, рассеиватель из прозрачного стекла.





DUAL_W1

arrayLED 6 W | 220-240 V | CRI 80



TYPE

- WHITE
- GREY

CODE

- 64511W94**
- 64512W94**

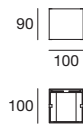
COLOUR

- 3000 K
- 810 lm



DUAL_W2

arrayLED 6 W | 220-240 V | CRI 80



TYPE

- WHITE
- GREY

CODE

- 64598W90**
- 64599W90**

COLOUR

- 3000 K
- 810 lm



MINI-DUAL

powerLED 8 W | 220-240 V | CRI 80



TYPE

- WHITE / BLACK
- GREY / BLACK

CODE

- 57154W85**
- 57155W85**

COLOUR

- 3000 K
- 360 lm



Adjusting beam plate included.

DUBLIGHT



IT

– Montatura in metallo verniciato bianco goffrato (anche nero nella versione Dublight-C tab); diffusore in polimetilmetacrilato satinato.

EN

– White wrinkle-effect coated metal mounting frame (Dublight-C tab also black); satin-finished polymethylmethacrylate diffuser.

ES

– Montura de metal pintado de color blanco efecto arrugado (también negro en la versión Dublight-C tab); difusor de polimetacrilato de metilo arenado.

DE

– Fassung aus Metall mit Lackierung in Weiß mit Schrumpflack (in der Version Dublight-C tab auch in Schwarz); Diffusor aus satiniertem Polymethylmethacrylat.

FR

– Monture en métal verni blanc effet froissé (même noir dans la version Dublight-C tab) ; diffuseur en polyméthacrylate de méthyle satiné.

PY

– Основание из алюминия, окрашенного в белый складчатый (или также в черный цвет в варианте Dublight -C tab); рассеиватель из сатинового полиметилметакрилата.





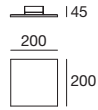












TYPE

WHITE

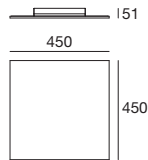
CODE

7488

COLOUR

3000 K
808 lm

topLED 23 W | 220-240 V | CRI 80



TYPE

WHITE

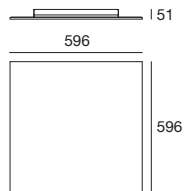
CODE

7489

COLOUR

3000 K
2835 lm

topLED 42 W | 220-240 V | CRI 80



TYPE

WHITE

CODE

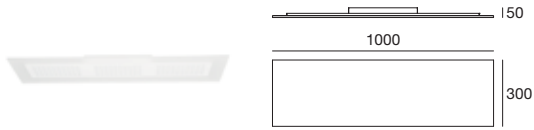
7490

COLOUR

3000 K
5010 lm

DUBLIGHT_SB

topLED 35 W | 220-240 V | CRI 80



TYPE

WHITE

CODE

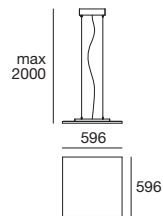
7491

COLOUR

3000 K
4478 lm

DUBLIGHT_PQ

topLED 42 W | 220-240 V | CRI 80



TYPE

WHITE

CODE

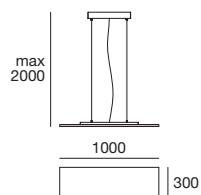
7493

COLOUR

3000 K
5010 lm

DUBLIGHT_PB

topLED 35 W | 220-240 V | CRI 80



TYPE

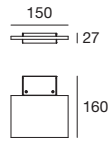
WHITE

CODE

7494

COLOUR

3000 K
4478 lm



TYPE

WHITE

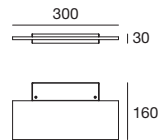
CODE

7485

COLOUR

3000 K
808 lm

topLED 13 W | 220-240 V | CRI 80



TYPE

WHITE

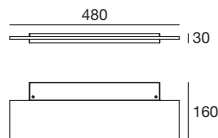
CODE

7486

COLOUR

3000 K
1680 lm

topLED 27 W | 220-240 V | CRI 80



TYPE

WHITE

CODE

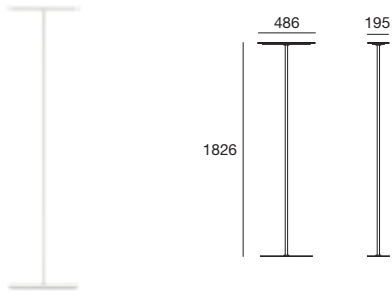
7487

COLOUR

3000 K
3360 lm

DUBLIGHT_FL

topLED 28 W | 220-240 V | CRI 80



TYPE	CODE	COLOUR
<input type="checkbox"/> WHITE	7496	3000 K 3360 lm

DUBLIGHT_TAB

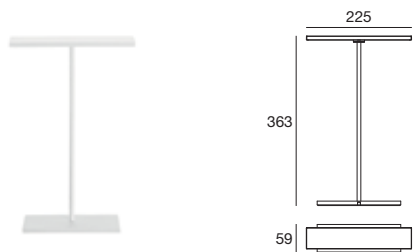
topLED 7 W | 220-240 V | CRI 80



TYPE	CODE	COLOUR
<input type="checkbox"/> WHITE	7495	3000 K 835 lm

DUBLIGHT_C TAB

topLED 7 W | 220-240 V | CRI 80



TYPE	CODE	COLOUR
<input type="checkbox"/> WHITE	7887	3000 K
<input checked="" type="checkbox"/> BLACK	7888	835 lm

DUBLIGHT_TAB vs DUBLIGHT_C TAB



DUBLIGHT_TAB
Satin PMMA diffuser
Diffused down light



DUBLIGHT_C TAB
Direct down light

FOTIS



IT

– Corpo in metallo con finitura cromo; diffusore in vetro trasparente in parte sabbiato.

EN

– Metal casing with chrome-plated finish; transparent and partly sandblasted glass diffuser.

ES

– Cuerpo de metal con acabado cromado; difusor de vidrio transparente parcialmente arenado.

DE

– Gehäuse aus Metall mit Oberfläche in Chrom; Diffusor aus transparentem, teilweise sandgestrahltem Glas.

FR

– Corps en métal avec finition chrome ; diffuseur en verre transparent en partie sablé.

PY

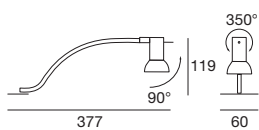
– Металлический корпус с хромированной отделкой; отражатель из прозрачного стекла частично пескоструйной обработки.





FOTIS_MIRROR

GU10 | 220-240 V



TYPE

CHROME

CODE

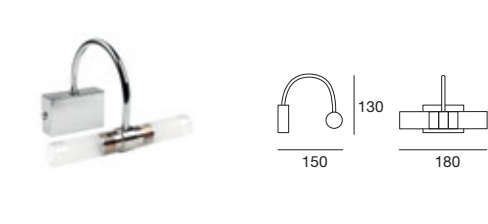
1156

SOURCE

1x42 W
Halogen
(included)
(LED bulbs
compatible)

FOTIS_R

G9 | 220-240 V



TYPE

CHROME

CODE

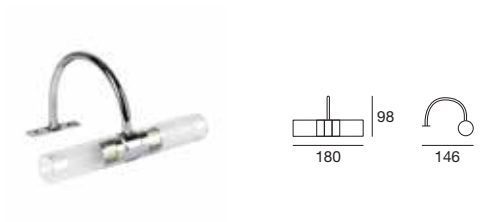
3672

SOURCE

2x33 W
Halogen

(included)
(LED bulbs
compatible)

G9 | 220-240 V



TYPE

CHROME

CODE

3670

SOURCE

2x33 W
Halogen

(included)
(LED bulbs
compatible)

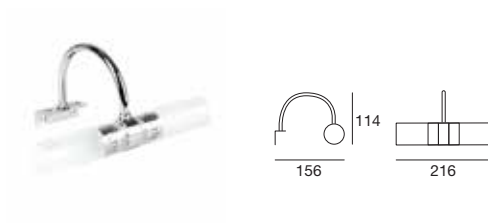
ACCESSORIES



KIT01 | Bracket for wall mounting

FOTIS_FIX

G9 | 220-240 V



TYPE

CHROME

CODE

3276

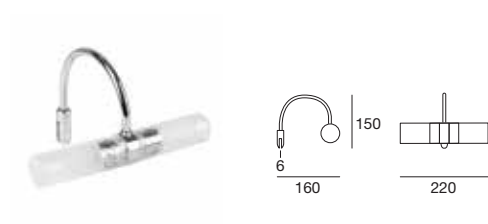
SOURCE

2x33 W
Halogen

(included)
(LED bulbs
compatible)

FOTIS_FIX MIRROR

G9 | 220-240 V



TYPE

CHROME

CODE

3262

SOURCE

2x33 W
Halogen

(included)
(LED bulbs
compatible)

GLUÈD



IT

– Montatura in metallo verniciato bianco gofrato; diffusore in vetro serigrafato bianco.

EN

– Matt white coated metal mounting frame; white silk-screened glass diffuser.

ES

– Montura de metal pintado de color blanco mate; difusor de vidrio serigrafiado blanco.

DE


– Fassung aus Metall mit Lackierung in Mattweiß; Diffusor aus Glas mit weißem Siebdruckmotiv.

FR


– Monture en métal verni blanc mat ; diffuseur en verre sérigraphié blanc.

PY

– Оправа из белого матового окрашенного металла; отражатель из белого стекла с сериграфией.



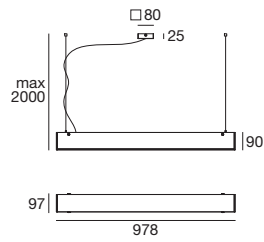






GLUÈD_PB

topLED 29 W | 220-240 V | CRI 80



TYPE

WHITE

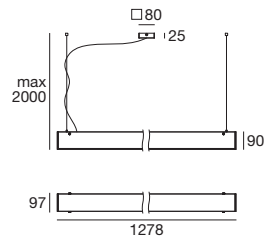
CODE

90308

COLOUR

3000 K
3067 lm

topLED 41 W | 220-240 V | CRI 80



TYPE

WHITE

CODE

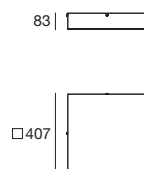

90309

COLOUR

3000 K
4508 lm

GLUÈD_SQ

topLED 23 W | 220-240 V | CRI 80



TYPE

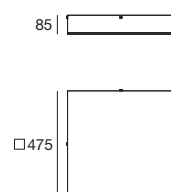

WHITE

CODE

90306

COLOUR

3000 K
3060 lm



topLED 32 W | 220-240 V | CRI 80



TYPE


WHITE

CODE

90307


COLOUR

3000 K
3782 lm



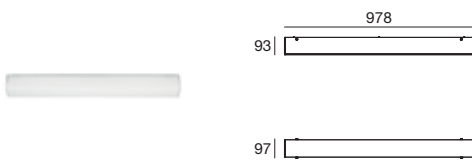
TYPE	CODE	COLOUR
<input type="checkbox"/> WHITE	90302	3000 K 1570 lm

topLED 22 W | 220-240 V | CRI 80



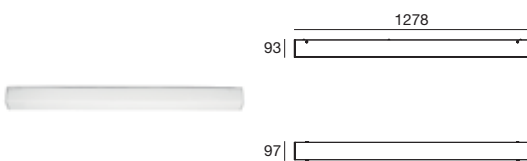
TYPE	CODE	COLOUR
<input type="checkbox"/> WHITE	90303	3000 K 2254 lm

topLED 29 W | 220-240 V | CRI 80



TYPE	CODE	COLOUR
<input type="checkbox"/> WHITE	90304	3000 K 3067 lm

topLED 41 W | 220-240 V | CRI 80



TYPE	CODE	COLOUR
<input type="checkbox"/> WHITE	90305	3000 K 4508 lm



TYPE

WHITE

CODE

90300

COLOUR

3000 K
785 lm



TYPE

WHITE

CODE

90301

COLOUR

3000 K
1630 lm

HALFPIPE



IT

– Montatura in alluminio lucido, oppure verniciato bianco gofrato o champagne. Diffusore in silicone.

EN

– Polished aluminum setting, or white or champagne wrinkled coating. Silicone diffuser.

ES

– Estructura de aluminio brillante, o lacado blanco arrugado o champagne. Difusor de silicona.

DE

– Fassung aus glänzendem Aluminium oder mit Lackierung mit weißem Schrumpflack oder in Champagner. Diffusor aus Silikon.

FR

– Monture en aluminium brillant, ou laqué blanc effet froissé ou champagne. Diffuseur en silicone.

PY

– Рама из блестящего алюминия или алюминия, крашенного белой складчатой краской или краской цвета шампанского. Рассеиватель из силикона.









HALFPIPE

topLED 9 W | 220-240 V | CRI 80



TYPE	CODE	COLOUR
<input type="checkbox"/> WHITE	8390	2700 K
<input type="checkbox"/> POLISHED ALUM.	8391	1050 lm
<input type="checkbox"/> CHAMPAGNE	8392	

topLED 12 W | 220-240 V | CRI 80



TYPE	CODE	COLOUR
<input type="checkbox"/> WHITE	8395	2700 K
<input type="checkbox"/> POLISHED ALUM.	8396	1511 lm
<input type="checkbox"/> CHAMPAGNE	8397	

topLED 18 W | 220-240 V | CRI 80



TYPE	CODE	COLOUR
<input type="checkbox"/> WHITE	8400	2700 K
<input type="checkbox"/> POLISHED ALUM.	8401	2064 lm
<input type="checkbox"/> CHAMPAGNE	8402	

HELI



IT

– Montatura in alluminio lucido, oppure verniciato con finitura bianco gofrato, marrone antico, grigio sablè o foglia oro; diffusore in policarbonato satinato bianco.

EN

– Mounting frame made of polished aluminium or of coated aluminium with white wrinkle-effect, antique brown, sablè grey or gold-leaf effect finish; white satin-finished polymethylmethacrylate diffuser.

ES

– Montura de aluminio brillante, o pintado con acabado blanco efecto arrugado, marrón antiguo, gris sablè u hoja de oro; difusor de polimetacrilato de metilo satinado blanco.

DE

– Fassung aus glänzendem Aluminium oder mit Lackierung in Weiß mit Schrumpflack, antikem Braun, Grausand oder Blattgold; Diffusor aus satiniertem weißem Polymethylmethacrylat.

FR

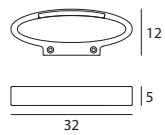
– Monture en aluminium brillant, ou verni avec finition blanc effet froissé, marron ancien, gris sablè ou feuille d'or ; diffuseur en polyméthacrylate de méthyle satiné blanc.

PY

– Оправа из глянцевого алюминия, или окрашенного с белой морщинистой отделкой, коричневой отделкой под старину, серо-песочный отделка или с эффектом листового золота; отражатель из белого сатинированного ПММА.







TYPE

CODE

COLOUR

- WHITE **8455**
- POLISHED ALUM. **8456**
- SABLÈ **8457**
- BROWN **8458**
- GOLD **8459**

3000 K
1976 lm

ACCESSORIES



KIT0026 | Phase-cut Dimmer (max. 100 W)



H O L O G R A M 3 D

NEW "EMOTIONAL" LIGHTING EFFECT



IT

– Sorgente LED inserita in un elemento tubolare in alluminio verniciato, con anello in oro galvanico. Diffusore terminale in policarbonato che ricrea un effetto tridimensionale della sorgente stessa. Lampada disponibile nei colori nero/oro e bianco/oro.

EN

– LED element inserted in a painted aluminium tubular element, with galvanic gold ring. End diffuser in polycarbonate which reproduces a three-dimensional effect of the source itself. Lamp available in black/gold and white/gold colours.

ES

– Fuente LED insertada en un elemento tubular de aluminio pintado, con un anillo de oro galvanizado. Difusor terminal de policarbonato que recrea un efecto tridimensional de la fuente. Lámpara disponible en negro/oro y blanco/oro.

DE

– LED-Lichtquelle in einem Rohrelement aus lackiertem Aluminium mit galvanisiertem goldfarbenem Ring. Enddiffusor aus Polycarbonat, der einen 3D-Effekt der Lichtquelle nachbildet. Lampe in den Farben Schwarz/Gold und Weiß/Gold.

FR

– Source lumineuse LED insérée dans un élément tubulaire en aluminium verni, avec anneau galvanisé doré. Diffuseur thermique en polycarbonate capable de conférer à la source lumineuse cet effet tridimensionnel. Lampe disponible dans différentes couleurs : noir/doré et blanc/doré.

PY

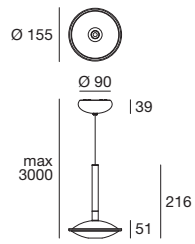
– Светодиодный источник света, установленный в трубчатый элемент из окрашенного алюминия, с кольцом из гальванического золота. Конечный рассеиватель из поликарбоната, воссоздающий трехмерный эффект источника света. Светильник доступен в черном/золотом и белом/золотом цветах.





HOLOGRAM 3D

topLED 2 W | 220-240 V | CRI 80



TYPE

- WHITE / GOLD
- BLACK / GOLD

CODE

- 8997
- 8998

COLOUR

- 3000 K
- 200 lm



H O R I Z O N



IT

– Montatura in acciaio verniciato bianco gofrato, diffusore in vetro serigrafato/sabbiato. Cupola inferiore disponibile nelle finiture bianco, oro o cromo.

EN

– White or black wrinkled coating setting, blast-sanded/silk-screened diffuser. Lower dome available in white, gold or chrome finishes.

ES

– Estructura de acero lacado blanco efecto arrugado, difusor de vidrio serigrafiado/arenado. Cúpula inferior disponible en los acabados blanco, oro o cromo.

DE

– Fassung aus Stahl mit Lackierung mit weißem Schrumpflack. Diffusor aus siebgedrucktem / sandgestrahltem Glas. Unteres Element erhältlich in der Oberfläche Weiß, Gold oder Chrom.

FR

– Monture en acier laqué blanc effet froissé, diffuseur en verre sérigraphié/sablé. Coupole inférieure disponible dans les finitions blanc, or ou chrome.

PY

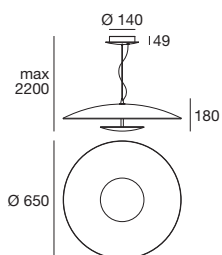
– Рама из стали, выкрашенной белой складчатой краской, рассеиватель из стекла с сериграфией/пескоструйной обработкой. Нижний купол предлагается с белой, золотой или хромированной отделкой.





HORIZON_P

topLED 34 W | 220-240 V | CRI 80



TYPE

- WHITE
- WHITE / GOLD
- WHITE / CHROME

CODE

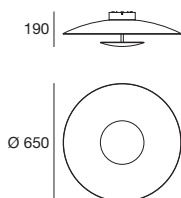
90286
90287
90288

COLOUR

3000 K
3214 lm

HORIZON_S

topLED 34 W | 220-240 V | CRI 80



TYPE

- WHITE
- WHITE / GOLD
- WHITE / CHROME

CODE

90285
90283
90284

COLOUR

3000 K
3214 lm



IGLOO

SINGLE INSTALLATION & MULTIPLE DALI COMPOSITION



IT

– Corpo in alluminio lucido o verniciato nelle finiture bianco o nero. Diffusore in polimetilmetacrilato satinato. Combinabile per configurazioni modulari (versioni DALI).

EN

– Body in polished aluminium or painted in white or black finish. Diffuser in satin-finish polymethylmethacrylate. Can be combined for modular configurations (DALI versions).

ES

– Cuerpo de aluminio pulido o pintado en blanco o negro. Difusor de polimetilmetacrilato satinado. Combinable para configuraciones modulares (versiones DALI).

DE

– Körper aus poliertem oder lackiertem Aluminium in den Ausführungen Weiß oder Schwarz. Diffusor aus satiniertem Polymethylmethacrylat. Kombinierbar für modulare Konfigurationen (DALI-Versionen).

FR

– Corps en aluminium brillant ou vernis avec finitions blanches ou noires. Diffuseur en polyméthacrylate de méthyle satiné. Agencable dans des configurations modulaires (versions DALI).

PY

– Корпус из полированного или окрашенного алюминия с отделкой белого или черного цвета. Рассеиватель из сатинированного полиметилакрилата. Возможны комбинации для создания модульных конфигураций (версии DALI).











Dimmable composition (from 2 to 13 max. IGLOO_S DALI)

È possibile creare configurazioni dimmerabili e modulari disponendo a piacere le IGLOO_S DALI, utilizzando gli appositi kit dal 2° elemento in poi. Composizioni di max 13 elementi da un unico punto luce.

Dimming and modular configurations can be created arranging the IGLOO_S DALI units as desired, using the appropriate kits from the 2nd element on. Composition of 13 elements maximum from a single light point.

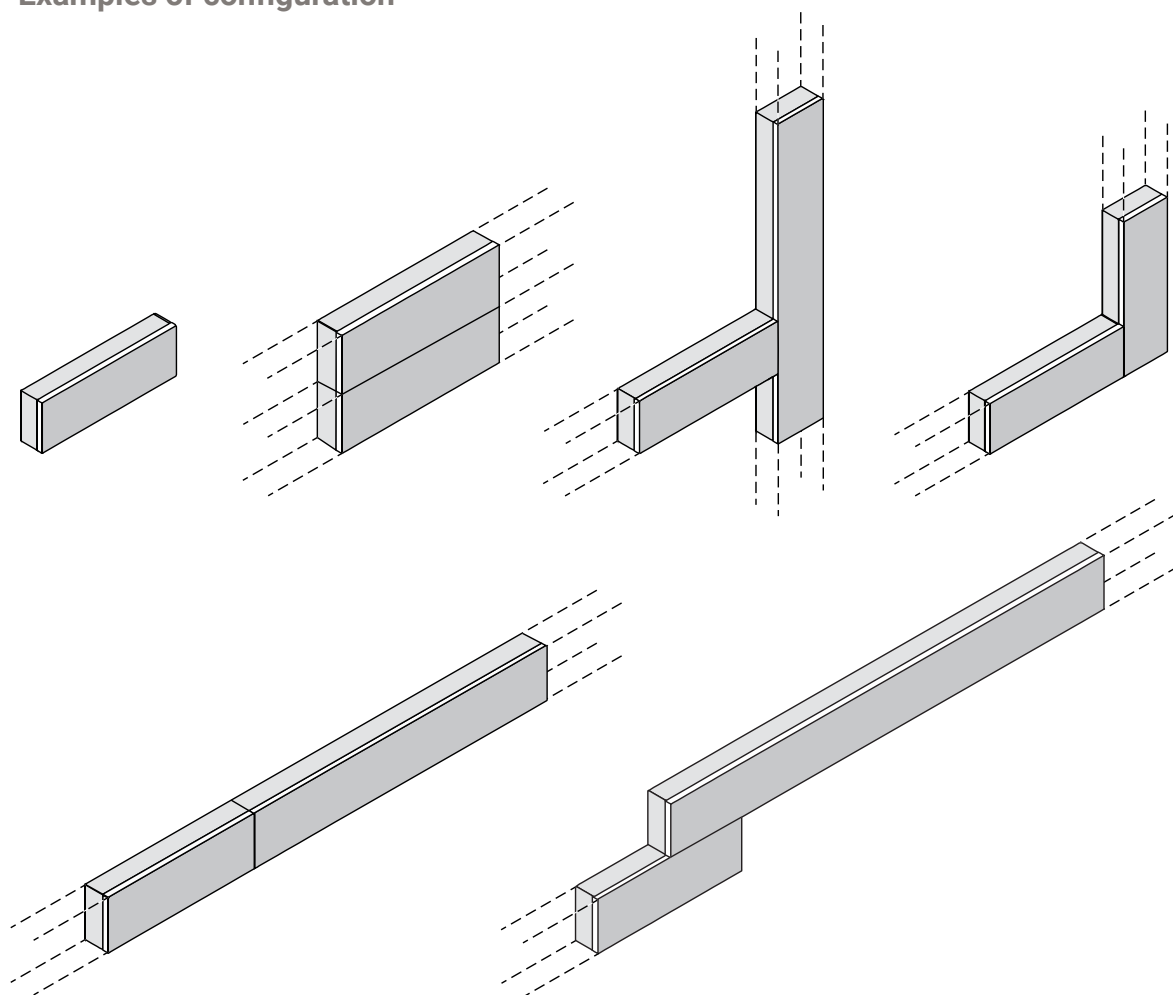
Es posible crear configuraciones con regulación de intensidad y modulares disponiendo el IGLOO_S DALI a voluntad, mediante los kits específicos a partir del 2º elemento. Composiciones de hasta 13 elementos de un solo punto de luz.

Durch eine beliebige Anordnung der IGLOO_S DALI können mit speziellen Sets ab dem 2. Element dimmerbare und modulierbare Konfigurationen geschaffen werden. Kompositionen mit max. 13 Elementen aus einem einzigen Lichtpunkt.

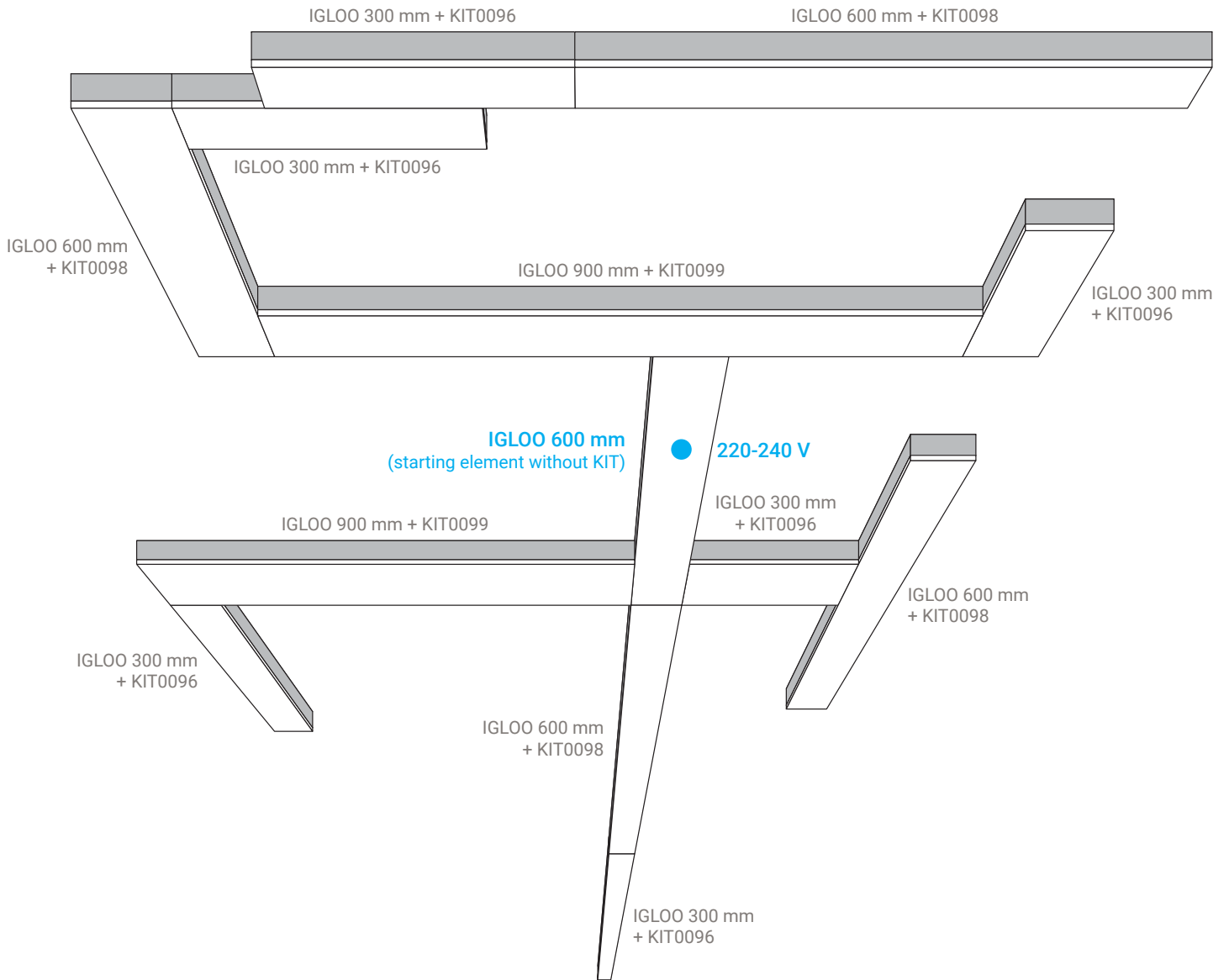
Configurez à votre guise les IGLOO_S DALI à partir du second élément grâce au kit prévu à cet effet permettant de moduler et de varier l'intensité lumineuse de votre composition. Composition maximum de 13 éléments par point lumineux.

Возможно создание диммируемых и модульных конфигураций, располагая по своему вкусу IGLOO_S DALI с помощью соответствующих комплектов из дополнительного 2-го элемента. Композиция максимум из 13 элементов из одной точки освещения.

Examples of configuration

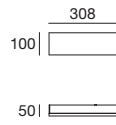


Example with 13 IGLOO_S DALI (ceiling installation)



IGLOO_S ON/OFF

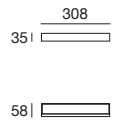
topLED 20 W | 220-240 V | CRI 80



TYPE	CODE	COLOUR
<input type="checkbox"/> WHITE	9135	3000 K
<input checked="" type="checkbox"/> POLISHED ALUM.	9136	2347 lm
<input checked="" type="checkbox"/> BLACK	9137	

IGLOO_W ON/OFF

topLED 14 W | 220-240 V | CRI 80

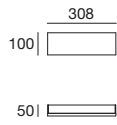


TYPE	CODE	COLOUR
<input type="checkbox"/> WHITE	9147	3000 K
<input checked="" type="checkbox"/> POLISHED ALUM.	9148	1717 lm
<input checked="" type="checkbox"/> BLACK	9149	

topLED 26 W | 220-240 V | CRI 80



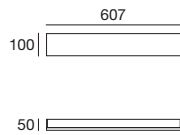
TYPE	CODE	COLOUR
<input type="checkbox"/> WHITE	9150	3000 K
<input checked="" type="checkbox"/> POLISHED ALUM.	9151	3434 lm
<input checked="" type="checkbox"/> BLACK	9152	



TYPE	CODE	COLOUR
<input type="checkbox"/> WHITE	9138	3000 K
<input checked="" type="checkbox"/> POLISHED ALUM.	9139	2347 lm
<input type="checkbox"/> BLACK	9140	

ACCESSORIES

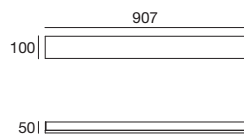
 **KIT0096** | Junction bracket



TYPE	CODE	COLOUR
<input type="checkbox"/> WHITE	9141	3000 K
<input checked="" type="checkbox"/> POLISHED ALUM.	9142	4694 lm
<input type="checkbox"/> BLACK	9143	

ACCESSORIES

 **KIT0098** | Junction bracket



TYPE	CODE	COLOUR
<input type="checkbox"/> WHITE	9144	3000 K
<input checked="" type="checkbox"/> POLISHED ALUM.	9145	7040 lm
<input type="checkbox"/> BLACK	9146	

ACCESSORIES

 **KIT0099** | Junction bracket

J O S H U A



IT

– Montatura in metallo e corpo illuminante in alluminio, verniciati bianco o nero goffrato. Diffusore in polimetilmetacrilato.

EN

– Metal setting and aluminum structure, white or black wrinkled coating. Polymethylmethacrylate diffuser.

ES

– Estructura de metal y cuerpo de iluminación en aluminio, lacados blanco o negro arrugado. Difusor de polimetilmetacrilato.

DE

– Fassung aus Stahl und Leuchtenkörper aus Aluminium, lackiert mit weißem oder schwarzem Schrumpflack. Diffusor aus PMMA.

FR

– Cadre en métal et corps éclairant en aluminium, vernis blanc ou noir gaufré. Diffuseur en polyméthacrylate de méthyle.

PY

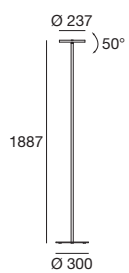
– Металлическая рама и алюминиевый корпус, выкрашенные белой или черной складчатой краской. Рассеиватель из полиметилметакрилата.





JOSHUA

topLED 25 W | 220-240 V | CRI 80



TYPE

- WHITE
- BLACK

CODE

- 8365
- 8366

COLOUR

- 3000 K
- 2500 lm



K I O O



IT

– Corpo in alluminio verniciato bianco goffrato o con finitura alluminio anodizzato; diffusore in policarbonato opalino.

EN

– Casing in white wrinkle-effect coated aluminium or with glossy finish; opaline polycarbonate diffuser.

ES

– Cuerpo de aluminio pintado de color blanco efecto arrugado o con acabado brillante; difusor de policarbonato opalino.

DE

– Leuchte aus Aluminium mit Lackierung mit weißem Schrumpflack oder mit glänzender Oberfläche; Diffusor aus opalem Polycarbonat.

FR

– Corps en aluminium verni blanc effet froissé ou avec finition brillante ; diffuseur en polycarbonate opalin.

PY

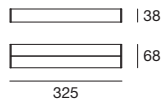
– Корпус из алюминия, окрашенного белой краской со складчатой или блестящей отделкой; рассеиватель из опалового поликарбоната.





K100

topLED 14 W | 220-240 V | CRI 80



TYPE

- WHITE
- ANODIZED ALUM.

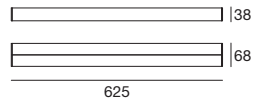
CODE

7904
7905

COLOUR

3000 K
1449 lm

topLED 28 W | 220-240 V | CRI 80



TYPE

- WHITE
- ANODIZED ALUM.

CODE

7906
7907

COLOUR

3000 K
2898 lm

MAMI



IT

– Corpo in ceramica bianca, impreziosito da un motivo decorativo dipinto di colore marrone; montatura in metallo verniciato ruggine; diffusore in vetro sabbato bianco.

EN

– White ceramic casing with a brown decorative pattern; rust colour coated metal mounting frame; white sandblasted glass diffuser.

ES

– Cuerpo de cerámica blanca; decorado con un motivo decorativo pintado de color marrón; montura de metal pintado óxido; difusor de vidrio arenado blanco.

DE

– Gehäuse aus weißer Keramik, verschönert mit einer aufgemalten Dekoration in Braun; Fassung aus Metall mit Lackierung in Rostbraun; Diffusor aus weißem sandgestrahltem Glas.

FR

– Corps en céramique blanche, enrichi par un motif décoratif peint en marron ; monture en métal verni rouille ; diffuseur en verre sablé blanc.

PY

– Корпус из белой керамики, украшенный цветочным узором коричневого цвета; оправа из окрашенного под ржавчину металла; отражатель из белого стекла пескоструйной обработки.



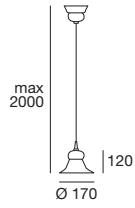






MAMI_P1

E14 | 220-240 V



TYPE

■ RUST

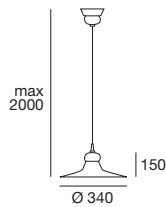
CODE

2644

SOURCE

1x30 W Max Halogen
(LED bulbs compatible)

E27 | 220-240 V



TYPE

■ RUST

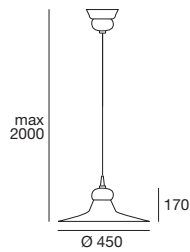
CODE

2645

SOURCE

1x46 W Max Halogen
(LED bulbs compatible)

E27 | 220-240 V



TYPE

■ RUST

CODE

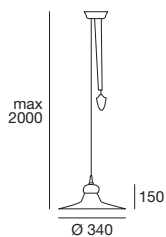
2638

SOURCE

1x46 W Max Halogen
(LED bulbs compatible)

MAMI_P

E27 | 220-240 V



TYPE

■ RUST

CODE

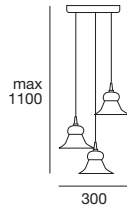
2646

SOURCE

1x46 W Max Halogen
(LED bulbs compatible)

MAMI_P3

E14 | 220-240 V



TYPE

■ RUST

CODE

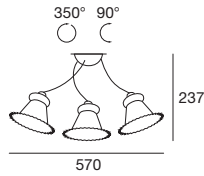
2647

SOURCE

3x30 W Max
Halogen
(LED bulbs
compatible)

MAMI_S3

E14 | 220-240 V



TYPE

■ RUST

CODE

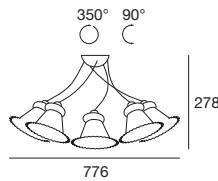
2649

SOURCE

3x46 W Max
Halogen
(LED bulbs
compatible)

MAMI_S5

E14 | 220-240 V



TYPE

■ RUST

CODE

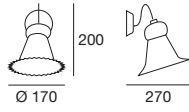
2657

SOURCE

5x30 W Max
Halogen
(LED bulbs
compatible)

MAMI_W1

E14 | 220-240 V



TYPE

■ RUST

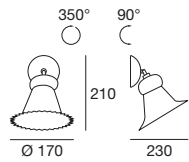
CODE

2655

SOURCE

1x30 W Max
Halogen
(LED bulbs
compatible)

E14 | 220-240 V



TYPE

■ RUST

CODE

2641

SOURCE

1x30 W Max
Halogen
(LED bulbs
compatible)

MAMI_W2

E14 | 220-240 V



TYPE

■ RUST

CODE

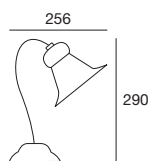
2654

SOURCE

2x30 W Max
Halogen
(LED bulbs
compatible)

MAMI_TAB

E14 | 220-240 V



TYPE

■ RUST

CODE

2642

SOURCE

1x30 W Max
Halogen
(LED bulbs
compatible)

M A T R I O S K A



IT

– Montatura in metallo verniciato bianco goffrato. Diffusore in vetro sabbiato e cornice in metallo bianco o foglia oro.

EN

– Embossed white painted, metal mounting frame. Sandblasted glass diffuser and white metal frame or gold leaf.

ES

– Montura de metal pintado blanco con acabado rugoso. Difusor en vidrio arenado y borde en metal blanco o hoja oro.

DE

– Gehäuse aus Metall mit Lackierung in weiß mit Schrumpflack oder mit blattgold-Optik. Diffusor aus weißem sandgestrahltem Glas.

FR

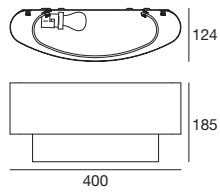
– Cadre en métal verni blanc gaufré. Diffuseur en verre sablé avec bord en métal ou feuille d'or.

PY

– Оправа из белого глянцевого металла; отражатель из белого стекла пескоструйной обработки с белой металлической рамкой или из золотого листа.







TYPE

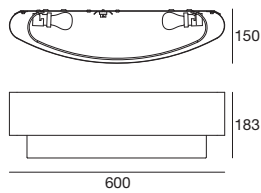
- WHITE
- WHITE / GOLD

CODE

- 90240**
- 90245**

SOURCE

1x46 W Max
Halogen
(LED bulbs
compatible)



TYPE

- WHITE
- WHITE / GOLD

CODE

- 90241**
- 90246**

SOURCE

2x46 W Max
Halogen
(LED bulbs
compatible)

METAL

NEW BLACK COLOR



IT

– Montatura in alluminio verniciato bianco o nero goffrato; diffusore in PMMA opalino bianco satinato.

EN

– White or black embossed coating aluminum mounting frame; white opaline PMMA diffuser.

ES

– Montura en aluminio pintado de blanco o negro con acabado rugoso; difusor de polimetilmetacrilato arenado blanco.

DE

– Fassung aus weiß oder schwarzem lackiertem Aluminium mit Schrumpflack; Diffusor aus opalweißem satiniertem PMMA.

FR

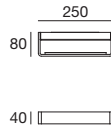
– Cadre en aluminium verni blanc ou noir gaufré. Diffuseur en polyméthacrylate de méthyle opaque blanc satiné.

PY

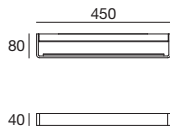
– Рама из алюминия, выкрашенного белой или черной складчатой краской, рассеиватель из белого полиметилметакрилата.



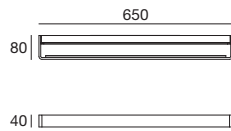




TYPE	CODE	COLOUR
<input type="checkbox"/> WHITE	90320	3000 K
<input checked="" type="checkbox"/> BLACK	90332	1211 lm



TYPE	CODE	COLOUR
<input type="checkbox"/> WHITE	90322	3000 K
<input checked="" type="checkbox"/> BLACK	90333	2135 lm



TYPE	CODE	COLOUR
<input type="checkbox"/> WHITE	90324	3000 K
<input checked="" type="checkbox"/> BLACK	90334	3306 lm

MET WALLY



IT

– Montatura in metallo verniciato bianco lucido; corpo in metallo verniciato bianco opaco o ruggine. Diffusore in vetro sabbiato serigrafato bianco.

EN

– Glossy white coated metal mounting frame; casing made of matt white or rust colour coated metal. White silk-screened and sandblasted glass diffuser.

ES

– Montura de metal pintado de color blanco brillante; cuerpo de metal pintado de color blanco mate u óxido. Difusor de vidrio arenado serigrafiado blanco.

DE

– Fassung aus Metall mit Lackierung in Glanzweiß; Gehäuse aus Metall mit Lackierung in Mattweiß oder Rostbraun. Diffusor aus sandgestrahltem Glas mit weißem Siebdruckmotiv.


FR

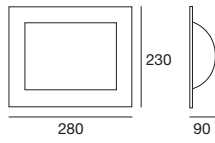
– Monture en métal verni blanc brillant ; corps en métal verni blanc mat ou rouille. Diffuseur en verre sablé sérigraphié blanc.

PY

– Оправа из белого глянцевого окрашенного металла; корпус из белого матового или окрашенного под ржавчину металла. Отражатель из белого стекла пескоструйной обработки с сериграфией.







TYPE

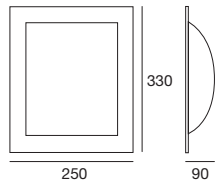
- WHITE
- RUST

CODE

- 537BRA881**
- 575RU881**

SOURCE

1x57 W Max
Halogen
(LED bulbs compatible)



TYPE

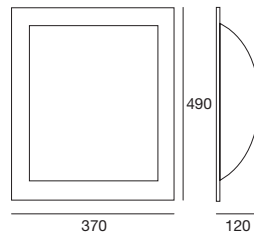
- WHITE
- RUST

CODE

- 539BRA881**
- 576RU881**

SOURCE

2x57 W Max
Halogen
(LED bulbs compatible)



TYPE

- WHITE
- RUST

CODE

- 536BRA881**
- 577RU881**

SOURCE

3x57 W Max
Halogen
(LED bulbs compatible)

MILLE



IT

– Montatura in metallo verniciato bianco lucido; diffusore in vetro serigrafato bianco, in parte trasparente (con elementi decorativi con finitura nichel spazzolato), oppure in parte sabbiato bianco (con elementi decorativi in legno di ciliegio o nichel spazzolato).

EN

– Glossy white coated metal mounting frame; diffuser made of white silk-screened, partly transparent (with brushed nickel finished decorative elements) or partly white sandblasted glass (with cherry wood or brushed nickel finished decorative elements).

ES

– Montura de metal pintado de color blanco brillante; difusor de vidrio serigrafiado blanco, con una parte transparente (con elementos decorativos con acabado níquel cepillado), o con una parte arenado blanco (con elementos decorativos de madera de cerezo o níquel cepillado).

DE

– Fassung aus Metall mit Lackierung in Glanzweiß; Diffusor aus Glas mit weißem Siebdruckmotiv, teilweise transparent (mit dekorativen Details vom Gehäuse mit Oberfläche aus gebürstetem Nickel), oder teilweise weiß sandgestrahlt (mit dekorativen Details vom Gehäuse aus Kirschholz oder gebürstetem Nickel).

FR

– Monture en métal verni blanc brillant; diffuseur en verre sérigraphié blanc, en partie transparent (avec des éléments décoratifs avec finition nickel brossé), ou en partie sablé blanc (avec des éléments décoratifs en cerisier ou nickel brossé).

PY

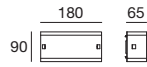
– Плафон из белого сериграфированного стекла, либо прозрачного по контуру (с крепёжными винтами цвета матовый никель), либо матового пескоструйного по контуру (с крепёжными винтами из дерева вишни или матовый никель); основание из белого глянцевого окрашенного металла.





MILLE_W1 LED

topLED 8 W | 220-240 V | CRI 90



TYPE

WHITE /
SANDBLASTED
GLASS

CODE

7836


COLOUR

3000 K
835 lm



Nickel and cherry finals included

topLED 9 W | 220-240 V | CRI 90



TYPE

WHITE /
SANDBLASTED
GLASS

CODE

7838

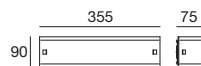
COLOUR

3000 K
1260 lm



Nickel and cherry finals included

topLED 14 W | 220-240 V | CRI 90



TYPE

WHITE /
SANDBLASTED
GLASS

CODE

7840


COLOUR

3000 K
1670 lm



Nickel and cherry finals included

topLED 20 W | 220-240 V | CRI 90



TYPE

WHITE /
SANDBLASTED
GLASS

CODE

7842

COLOUR


3000 K
2520 lm



Nickel and cherry finals included

MILLE_W1 LED

topLED 28 W | 220-240 V | CRI 90

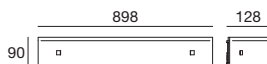


TYPE	CODE	COLOUR
<input type="checkbox"/> WHITE / SANDBLASTED GLASS	7844	3000 K 3512 lm



Nickel and cherry finals included

stripLED 34 W | 220-240 V | CRI 90

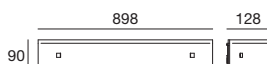


TYPE	CODE	COLOUR
<input type="checkbox"/> WHITE / SANDBLASTED GLASS	7846	3000 K 4200 lm



Nickel and cherry finals included

stripLED 34 W | 220-240 V | CRI 90



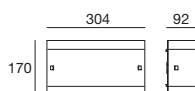
TYPE	CODE	COLOUR
<input type="checkbox"/> WHITE / SANDBLASTED GLASS	7848	3000 K 4200 lm



Nickel and cherry finals included

MILLE_W2 LED

stripLED 14 W | 220-240 V | CRI 90



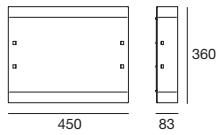
TYPE	CODE	COLOUR
<input type="checkbox"/> WHITE / SANDBLASTED GLASS	7850	3000 K 1680 lm




Nickel and cherry finals included

MILLE_SB LED

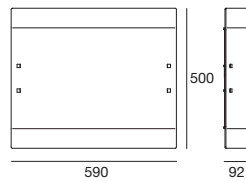
topLED 29 W | 220-240 V | CRI 90




TYPE	CODE	COLOUR
<input type="checkbox"/> WHITE / SANDBLASTED GLASS	7852	3000 K 3229 lm

 Nickel and cherry finals included

topLED 34 W | 220-240 V | CRI 90

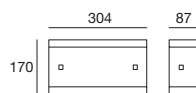


TYPE	CODE	COLOUR
<input type="checkbox"/> WHITE / SANDBLASTED GLASS	7854	3000 K 4132 lm

 Nickel and cherry finals included

MILLE_W2 HALO


E27 | 220-240 V

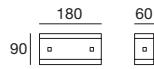




TYPE	CODE	SOURCE
<input type="checkbox"/> WHITE / TRANSPARENT GLASS	1015	1x46 W Halogen (LED bulbs compatible)

 Nickel finals included

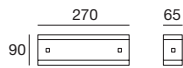
<input type="checkbox"/> WHITE / SANDBLASTED GLASS	1045	1x46 W Halogen (LED bulbs compatible)
--	-------------	--



 Nickel and cherry finals included



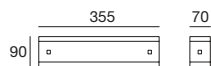
TYPE	CODE	SOURCE
<input type="checkbox"/> WHITE / TRANSPARENT GLASS  Nickel finals included	6845	1x33 W Halogen (LED bulbs compatible)
<input type="checkbox"/> WHITE / SANDBLASTED GLASS  Nickel and cherry finals included	6846	1x33 W Max Halogen (LED bulbs compatible)



R7s | 220-240 V



TYPE	CODE	SOURCE
<input type="checkbox"/> WHITE / TRANSPARENT GLASS  Nickel finals included	1002	1x80 W Halogen 78 mm (included) (LED bulbs compatible, max Ø 22 mm)
<input type="checkbox"/> WHITE / SANDBLASTED GLASS  Nickel and cherry finals included	1022	1x80 W Halogen 78 mm (included) (LED bulbs compatible, max Ø 22 mm)

R7s | 220-240 V



TYPE	CODE	SOURCE
<input type="checkbox"/> WHITE / TRANSPARENT GLASS  Nickel finals included	1003	1x120 W Halogen 118 mm (included) (LED bulbs compatible, max Ø 22 mm)
<input type="checkbox"/> WHITE / SANDBLASTED GLASS  Nickel and cherry finals included	1023	1x120 W Halogen 118 mm (included) (LED bulbs compatible, max Ø 22 mm)

MILLE_W1 HALO

R7s | 220-240 V



TYPE

CODE

SOURCE

WHITE /
TRANSPARENT
GLASS

1004

1x120 W
Halogen 118 mm

(included)
(LED bulbs
compatible,
max Ø 22 mm)


 Nickel finals included

WHITE /
SANDBLASTED
GLASS

1024

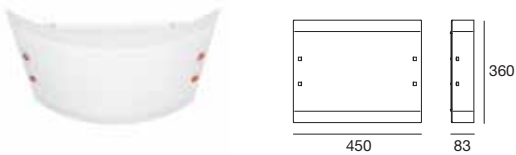
1x120 W
Halogen 118 mm

(included)
(LED bulbs
compatible,
max Ø 22 mm)

 Nickel and cherry finals included

MILLE_SB HALO

E27 | 220-240 V



TYPE

CODE

SOURCE

WHITE /
TRANSPARENT
GLASS

1010

2x46 W Max
Halogen

(LED bulbs
compatible)


 Nickel finals included

WHITE /
SANDBLASTED
GLASS


1040

2x46 W Max
Halogen

(LED bulbs
compatible)

 Nickel and cherry finals included

E27 | 220-240 V



TYPE

CODE

SOURCE

WHITE /
TRANSPARENT
GLASS

1011

2x46 W Max
Halogen

(LED bulbs
compatible)


 Nickel finals included

WHITE /
SANDBLASTED
GLASS

1041

2x46 W Max
Halogen

(LED bulbs
compatible)

 Nickel and cherry finals included

MINION



IT

– Corpo in alluminio verniciato bianco o nero.
Anelli colorati in alluminio.

EN

– Casing in white or black coated aluminium.
Aluminium painted rings.

ES

– Cuerpo de aluminio lacado blanco o negro.
Anillos pintados de color aluminio.

DE

– Leuchtkörper aus Aluminium mit Lackierung in Weiß oder Schwarz. Eingefärbte Ringe aus Aluminium.

FR

– Corps en aluminium verni blanc ou noir.
Anneaux colorés en aluminium.

PY

– Корпус из алюминия, выкрашенного белой или черной краской.
Кольца покрашенные в алюминиевый цвет.



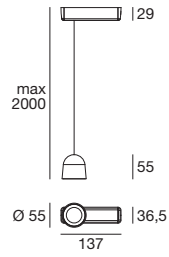




SCALE 1:1



MINION_P1



15°

powerLED 7 W | 220-240 V | CRI 80

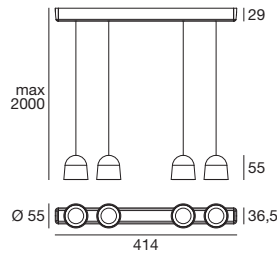
TYPE	CODE	COLOUR
WHITE	8784	3000 K
BLACK / GOLD	8787	936 lm
BLACK	8786	
WHITE / PAINTED COPPER	8785	

40°

powerLED 7 W | 220-240 V | CRI 80

TYPE	CODE	COLOUR
WHITE	8780	3000 K
BLACK / GOLD	8783	936 lm
BLACK	8782	
WHITE / PAINTED COPPER	8781	

MINION_P4



15°

powerLED 4x7 W | 220-240 V | CRI 80

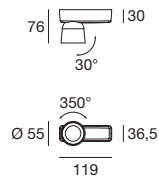
TYPE	CODE	COLOUR
WHITE	8792	3000 K
BLACK / GOLD	8795	3744 lm
BLACK	8794	
WHITE / PAINTED COPPER	8793	

40°

powerLED 4x7 W | 220-240 V | CRI 80

TYPE	CODE	COLOUR
WHITE	8788	3000 K
BLACK / GOLD	8791	3744 lm
BLACK	8790	
WHITE / PAINTED COPPER	8789	

MINION_S1



15°

powerLED 7 W | 220-240 V | CRI 80

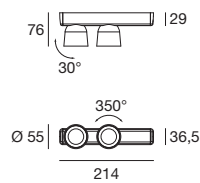
TYPE	CODE	COLOUR
<input type="checkbox"/> WHITE	8744	3000 K
<input checked="" type="checkbox"/> BLACK / GOLD	8747	936 lm
<input checked="" type="checkbox"/> BLACK	8746	
<input checked="" type="checkbox"/> WHITE / PAINTED COPPER	8745	

40°

powerLED 7 W | 220-240 V | CRI 80

TYPE	CODE	COLOUR
<input type="checkbox"/> WHITE	8740	3000 K
<input checked="" type="checkbox"/> BLACK / GOLD	8743	936 lm
<input checked="" type="checkbox"/> BLACK	8742	
<input checked="" type="checkbox"/> WHITE / PAINTED COPPER	8741	

MINION_S2



15°

powerLED 2x7 W | 220-240 V | CRI 80

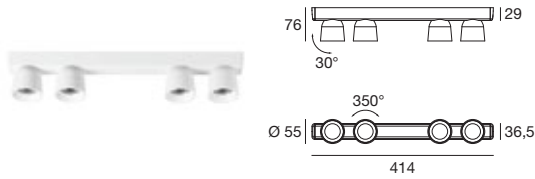
TYPE	CODE	COLOUR
<input type="checkbox"/> WHITE	8752	3000 K
<input checked="" type="checkbox"/> BLACK / GOLD	8755	1872 lm
<input checked="" type="checkbox"/> BLACK	8754	
<input checked="" type="checkbox"/> WHITE / PAINTED COPPER	8753	

40°

powerLED 2x7 W | 220-240 V | CRI 80

TYPE	CODE	COLOUR
<input type="checkbox"/> WHITE	8748	3000 K
<input checked="" type="checkbox"/> BLACK / GOLD	8751	1872 lm
<input checked="" type="checkbox"/> BLACK	8750	
<input checked="" type="checkbox"/> WHITE / PAINTED COPPER	8749	

MINION_S4



15°

powerLED 4x7 W | 220-240 V | CRI 80

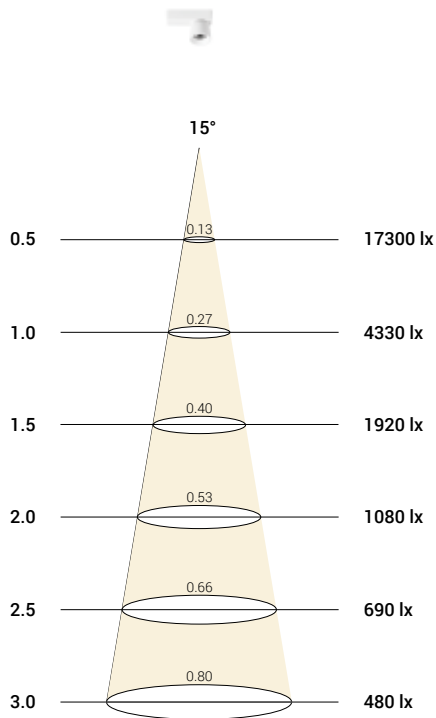
TYPE	CODE	COLOUR
WHITE	8760	3000 K
BLACK / GOLD	8763	3744 lm
BLACK	8762	
WHITE / PAINTED COPPER	8761	

40°

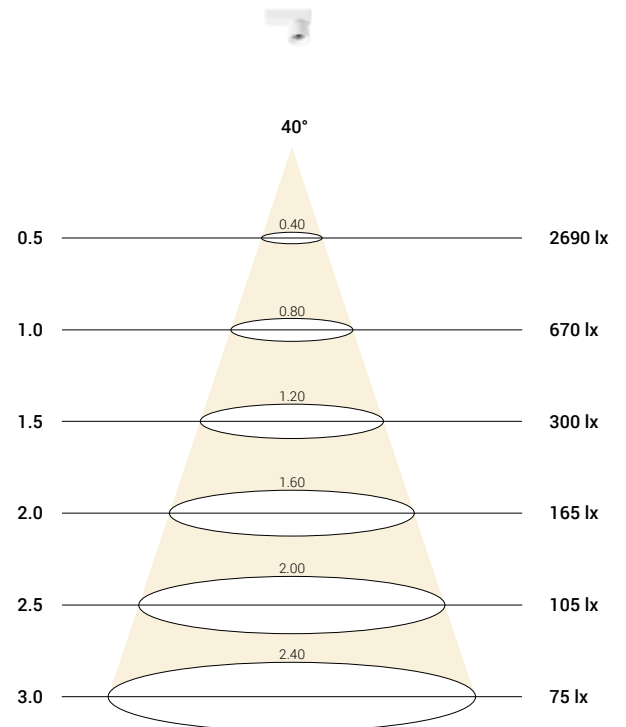
powerLED 4x7 W | 220-240 V | CRI 80

TYPE	CODE	COLOUR
WHITE	8756	3000 K
BLACK / GOLD	8759	3744 lm
BLACK	8758	
WHITE / PAINTED COPPER	8757	

Luminous flux / 15° optics



Luminous flux / 40° optics



MOLEDRO



IT

– Corpo in metallo verniciato gofrato; diffusore in vetro sabbiato bianco o con finitura foglia oro.

EN

– Body in textured painted metal; diffuser in white sandblasted glass or with gold sheet finish.

ES

– Cuerpo en metal pintado con acabado rugoso; difusor en vidrio arenado blanco o con acabado de hoja dorada.

DE

– Korpus aus lackiertem Metall mit Schrumpflack; Diffusor aus sandgestrahltem Weißglas oder mit Blattgold-Finish.

FR

– Corps en métal laqué effet froissé ; diffuseur en verre sablé blanc avec finition feuille d'or.

PY

– Корпус из металла, выкрашенного белой складчатой краской; рассеиватель из прошедшего пескоструйную обработку стекла белого цвета или с отделкой с золотистым листом.

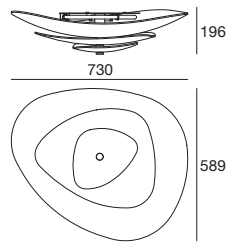






MOLEDRO_S

E27 | 220-240 V



TYPE

WHITE

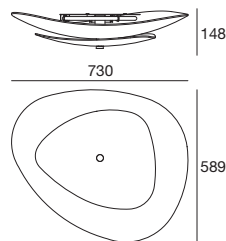
CODE

90238

SOURCE

3x46 W Max
Halogen
(LED bulbs
compatible)

E27 | 220-240 V



TYPE

WHITE / GOLD

CODE

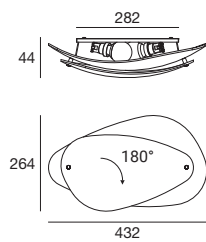
90317

SOURCE

3x46 W Max
Halogen
(LED bulbs
compatible)

MOLEDRO_W

E27 | 220-240 V



TYPE

WHITE

WHITE / GOLD

CODE

90315

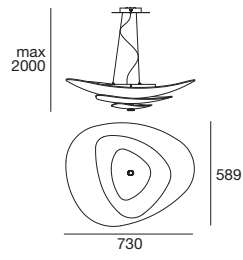
90316

SOURCE

2x46 W Max
Halogen
(LED bulbs
compatible)

Configuration example #1

Configuration example #2



TYPE

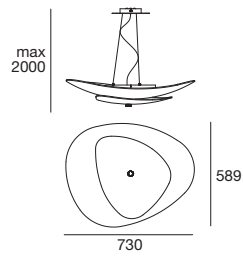
WHITE

CODE

90239

SOURCE

3x46 W Max Halogen
(LED bulbs compatible)



TYPE

WHITE / GOLD

CODE

90318

SOURCE

3x46 W Max Halogen
(LED bulbs compatible)

MOVE



IT

– Corpo in metallo verniciato bianco o nero goffrato; diffusore in polietilene bianco; fascia in tessuto elastico bianco o nero.

EN

– White or black embossed coated metal casing; polyethylene white diffuser; white or black stretch fabric band.

ES

– Cuerpo de metal pintado de color blanco o negro efecto arrugado; difusor de polietileno blanco; franja de tela elastica blanca o negra.

DE

– Leuchte aus Metall mit Lackierung mit weißem oder schwarzem Schrumpflack; Diffusor aus weißem Polyethylen; Streifen aus weißem oder schwarzem Stoff.

FR

– Corps en métal verni blanc ou noir gaufré; diffuseur en polyéthylène blanc ; bande en tissu élastique blanc ou noir.

PY

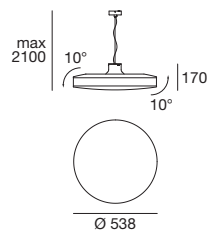
– Корпус из металла, окрашенного белой или черной краской ; рассеиватель из белого полиэтилена; полоса из белой или черной ткани.





MOVE_P

topLED 29 W | 220-240 V | CRI 90



TYPE

- WHITE
- BLACK

CODE

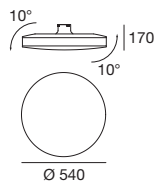
- 7829
- 7830

COLOUR

- 3000 K
- 3929 lm

MOVE_S

topLED 29 W | 220-240 V | CRI 90



TYPE

- WHITE
- BLACK

CODE

- 7826
- 7827

COLOUR

- 3000 K
- 3929 lm



OH!_IN



MONO SYSTEM
p. 484

150 SYSTEM
p. 496

300 SYSTEM
p. 507

IT

– Corpo diffondente in polietilene lineare bianco. Sospensione: rosone in metallo verniciato bianco opaco.

EN

– White linear polyethylene casing for diffused lighting. Suspension: metal ceiling rose in white coated finishing.

ES

– Cuerpo de difusión de polietileno lineal blanco. Suspensión: rosetón de metal pintado en blanco mate.

DE

– Leuchtkörper aus weißem durchscheinendem Polyethylen. Hängeleuchte: Deckenrosette aus Metall mit Lackierung in Mattweiß.

FR

– Corps diffusant en polyéthylène linéaire blanc. Suspension : rosace en métal, finition blanc mat.

PY

– Рассеивающий корпус из линейного белого полиэтилена. Подвеска: розетка из белого матового окрашенного металла.

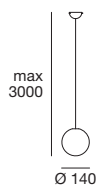












topLED 6 W | 220-240 V | CRI 80

TYPE

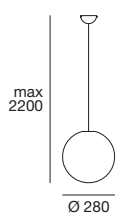
WHITE

CODE

10114

COLOUR

3000 K
726 lm



topLED 8 W | 220-240 V | CRI 80

TYPE

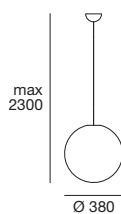
WHITE

CODE

12135

COLOUR

3000 K
1002 lm



topLED 15 W | 220-240 V | CRI 80

TYPE

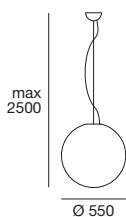
WHITE

CODE

12136

COLOUR

3000 K
1893 lm



topLED 20 W | 220-240 V | CRI 80

TYPE

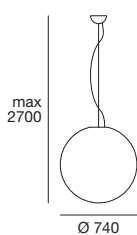
WHITE

CODE

12137

COLOUR

3000 K
2652 lm



topLED 29 W | 220-240 V | CRI 80

TYPE


WHITE

CODE

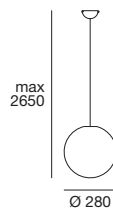
12138

COLOUR

3000 K
3674 lm



OH!_P E27



TYPE

WHITE

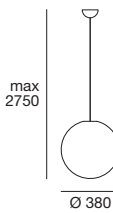
CODE

12101

E27 | 220-240 V

SOURCE

1x30 W Max
Halogen
(LED bulbs
compatible)



TYPE

WHITE

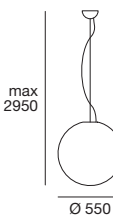
CODE

12103

E27 | 220-240 V

SOURCE

1x46 W Max
Halogen
(LED bulbs
compatible)



TYPE

WHITE

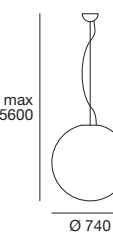
CODE

12105

E27 | 220-240 V

SOURCE

1x46 W Max
Halogen
(LED bulbs
compatible)



TYPE

WHITE

CODE

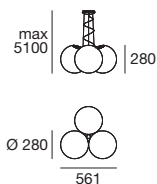
12107

E27 | 220-240 V

SOURCE

1x57 W Max
Halogen
(LED bulbs
compatible)

OH!_PM3 E27



TYPE

WHITE

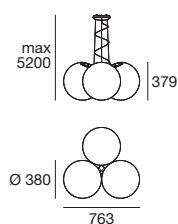
CODE

12220

E27 | 220-240 V

SOURCE

3x30 W Max
Halogen
(LED bulbs
compatible)



TYPE

WHITE

CODE

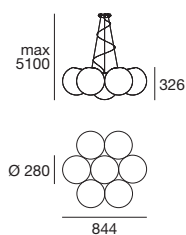
12221

E27 | 220-240 V

SOURCE

3x46 W Max
Halogen
(LED bulbs
compatible)

OH!_PM7 E27



TYPE

WHITE

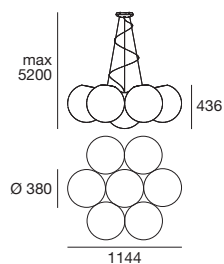
CODE

12224

E27 | 220-240 V

SOURCE

7x30 W Max
Halogen
(LED bulbs
compatible)



TYPE

WHITE

CODE



12225

E27 | 220-240 V

SOURCE

7x46 W Max
Halogen
(LED bulbs
compatible)

OH!_FL E27



TYPE

WHITE

CODE

12100

E27 | 220-240 V

SOURCE

1x30 W Max
Halogen
(LED bulbs
compatible)



TYPE

WHITE

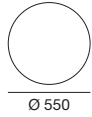
CODE

12102

E27 | 220-240 V

SOURCE

1x46 W Max
Halogen
(LED bulbs
compatible)



TYPE

WHITE

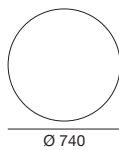
CODE

12104

E27 | 220-240 V

SOURCE

1x46 W Max
Halogen
(LED bulbs
compatible)



TYPE

WHITE

CODE

12106

E27 | 220-240 V

SOURCE

1x57 W Max
Halogen
(LED bulbs
compatible)

OH!_S LED



topLED 8 W | 220-240 V | CRI 80

TYPE	CODE	COLOUR
<input type="checkbox"/> WHITE	12131	3000 K 1002 lm



topLED 15 W | 220-240 V | CRI 80

TYPE	CODE	COLOUR
<input type="checkbox"/> WHITE	12132	3000 K 1893 lm



topLED 20 W | 220-240 V | CRI 80

TYPE	CODE	COLOUR
<input type="checkbox"/> WHITE	12133	3000 K 2652 lm

OH!_S E27



TYPE

WHITE

CODE

12122

E27 | 220-240 V

SOURCE

1x30 W Max
Halogen
(LED bulbs
compatible)



TYPE

WHITE

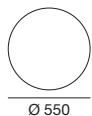
CODE

12124

E27 | 220-240 V

SOURCE

1x46 W Max
Halogen
(LED bulbs
compatible)



TYPE

WHITE

CODE

12126

E27 | 220-240 V

SOURCE

1x46 W Max
Halogen
(LED bulbs
compatible)

OH! SMASH_IN



IT

– Corpo diffondente in polietilene lineare bianco.
Sospensione: rosone in metallo verniciato bianco opaco.

EN

– White linear polyethylene casing for diffused lighting.
Suspension: metal ceiling rose in white coated finishing.

ES

– Cuerpo de difusión de polietileno lineal blanco.
Suspensión: rosetón de metal pintado en blanco mate.

DE

– Leuchtkörper aus weißem durchscheinendem Polyethylen. Hängeleuchte: Deckenrosette aus Metall mit Lackierung in Mattweiß.


FR

– Corps diffusant en polyéthylène linéaire blanc.
Suspension : rosace en métal, finition blanc mat.

PY

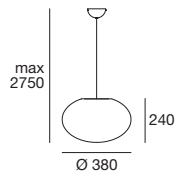
– Рассеивающий корпус из линейного белого полиэтилена.
Подвеска: розетка из белого матового окрашенного металла.







OH! SMASH_P E27



TYPE

WHITE

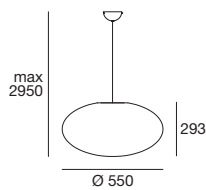
CODE

12213

E27 | 220-240 V

SOURCE

1x30 W Max
Halogen
(LED bulbs
compatible)



TYPE

WHITE

CODE

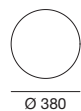
12216

E27 | 220-240 V

SOURCE

1x46 W Max
Halogen
(LED bulbs
compatible)

OH! SMASH_S E27



TYPE

WHITE

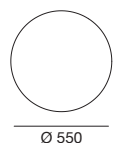
CODE

12214

E27 | 220-240 V

SOURCE

1x30 W Max
Halogen
(LED bulbs
compatible)



TYPE

WHITE

CODE

12217

E27 | 220-240 V

SOURCE

1x46 W Max
Halogen
(LED bulbs
compatible)

OH! SMASH_FL E27



E27 | 220-240 V



TYPE

WHITE

CODE

12215

SOURCE

1x30 W Max
Halogen
(LED bulbs
compatible)

E27 | 220-240 V



TYPE

WHITE

CODE

12218

SOURCE

1x46 W Max
Halogen
(LED bulbs
compatible)

O H P S _ I N



IT

– Corpo diffondente in polietilene lineare bianco. Sospensione: rosone in metallo verniciato bianco opaco.

EN

– White linear polyethylene casing for diffused lighting. Suspension: metal ceiling rose in white coated finishing.

ES

– Cuerpo de difusión de polietileno lineal blanco. Suspensión: rosetón de metal pintado en blanco mate.

DE

– Leuchtkörper aus weißem durchscheinendem Polyethylen. Hängeleuchte: Deckenrosette aus Metall mit Lackierung in Mattweiß.

FR

– Corps diffusant en polyéthylène linéaire blanc. Suspension : rosace en métal, finition blanc mat.

PY

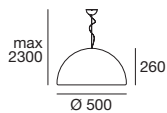
– Рассеивающий корпус из линейного белого полиэтилена. Подвеска: розетка из белого матового окрашенного металла.







OHPS_P E27



E27 | 220-240 V

TYPE

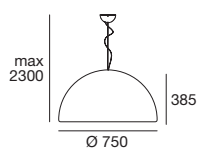
WHITE

CODE

10382

SOURCE

1x46 W Max
Halogen
(LED bulbs
compatible)



E27 | 220-240 V

TYPE

WHITE

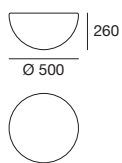
CODE

10383

SOURCE

1x46 W Max
Halogen
(LED bulbs
compatible)

OHPS_S E27



E27 | 220-240 V

TYPE

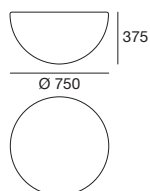
WHITE

CODE

12386

SOURCE

1x30 W Max
Halogen
(LED bulbs
compatible)



E27 | 220-240 V

TYPE

WHITE

CODE

12387

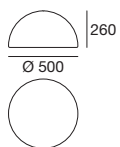
SOURCE

1x46 W Max
Halogen
(LED bulbs
compatible)

OHPS_FL E27



E27 | 220-240 V



TYPE

WHITE

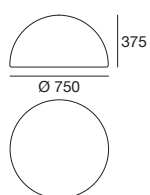
CODE

12380

SOURCE

1x30 W Max
Halogen
(LED bulbs
compatible)

E27 | 220-240 V



TYPE

WHITE

CODE

12381

SOURCE

1x46 W Max
Halogen
(LED bulbs
compatible)

O N D A



IT

– Montatura in metallo verniciato bianco lucido; diffusore in vetro sabbiato serigrafato, bianco oppure ambra.

EN

– Glossy white coated metal mounting frame; white or amber silk-screened and sandblasted glass diffuser.

ES

– Montura de metal pintado de color blanco brillante; difusor de vidrio arenado serigrafiado blanco o ámbar.

DE

– Fassung aus Metall mit Lackierung in Glanzweiß; Diffusor aus sandgestrahltem Glas mit weißem oder bernsteinfarbenen Siebdruckmotiv.

FR

– Monture en métal verni blanc brillant ; diffuseur en verre sablé sérigraphié, blanc ou ambre.

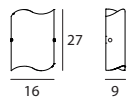
PY

– Оправа из белого глянцевого окрашенного металла; отражатель из стекла пескоструйной обработки с сериграфией белого или янтарного цвета.



ONDA_W

E27 | 220-240 V



TYPE

- WHITE
- AMBER

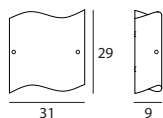
CODE

- 358B881**
- 358B921**

SOURCE

1x46 W Max
Halogen
(LED bulbs
compatible)

E27 | 220-240 V



TYPE

- WHITE
- AMBER

CODE

- 327B881**
- 327B921**

SOURCE

2x46 W Max
Halogen
(LED bulbs
compatible)

ONE TO ONE



IT

– Montatura in alluminio verniciato bianco gofrato; diffusore in polimetilmetacrilato sabbiato.

EN

– White wrinkle-effect coated aluminium mounting frame; sandblasted polymethylmethacrylate diffuser.

ES

– Montura de aluminio pintado de color blanco efecto arrugado; difusor de polimetacrilato de metilo arenado.

DE

– Fassung aus Aluminium mit Lackierung in Weiß mit Schrumpflack; Diffusor aus sandgestrahltem Polymethylmethacrylat.

FR

– Monture en aluminium verni blanc effet froissé ; diffuseur en polyméthacrylate de méthyle sablé.

PY

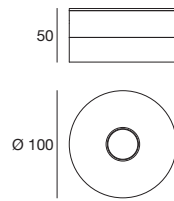
– Оправа из алюминия, окрашенного белым цветом с морщинистой отделкой; отражатель из РММА пескоструйной обработки.





ONE TO ONE_S

arrayLED 10 W | 220-240 V | CRI 90



TYPE

WHITE

CODE

7618

COLOUR

3000 K
1162 lm

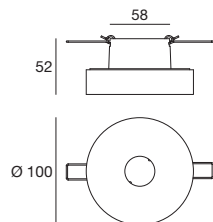
ACCESSORIES



KIT0026 | Phase-cut Dimmer (max. 100 W)

ONE TO ONE_C

arrayLED 10 W | CRI 90



TYPE

WHITE

CODE

7619

COLOUR

3000 K
1162 lm

ELECTRONICS



KIT0064 | Driver (max. 1 art.)



KIT0065 | Driver (max. 1-2 art.)

ACCESSORIES



KIT0026 | Phase-cut Dimmer (max. 100 W)

OUTLOOK



MONO SYSTEM
p. 483

150 SYSTEM
p. 496

IT

– Corpo in alluminio verniciato bianco gofrato; lente in vetro trasparente.

EN

– White embossed aluminium casing; transparent glass lens.

ES

– Cuerpo de aluminio pintado de color blanco efecto arrugado; lente de vidrio transparente.

DE

– Leuchte aus Aluminium mit Lackierung mit weißem Schrumpflack; Linse aus transparentem Glas.

FR

– Corps en aluminium verni blanc gaufré, lentille en verre transparent.

PY

– Корпус из алюминия, окрашенной белой краской со складчатой отделкой; объектив из прозрачного стекла.



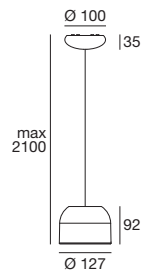






OUTLOOK_P

arrayLED 11 W | 220-240 V | CRI 80



TYPE

WHITE

CODE

8420

COLOUR

3000 K
1162 lm

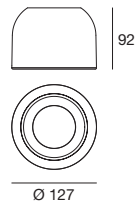
ACCESSORIES



KIT0026 | Phase-cut Dimmer (max. 100 W)

OUTLOOK_S

arrayLED 11 W | 220-240 V | CRI 80



TYPE

WHITE

CODE

8472

COLOUR

3000 K
1162 lm

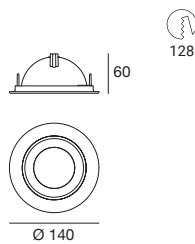
ACCESSORIES



KIT0026 | Phase-cut Dimmer (max. 100 W)

OUTLOOK_C

arrayLED 11 W | 220-240 V | CRI 80



TYPE

WHITE

CODE

8470

COLOUR

3000 K
1162 lm

ELECTRONICS



KIT0064 | Phase-cut Driver (max. 1 art.)



KIT0065 | Phase-cut Driver (max. 1-2 art.)

ACCESSORIES



KIT0026 | Phase-cut Dimmer (max. 100 W)

P O E



IT

– Montatura in metallo verniciato bianco o nero goffrato, oppure rame. Diffusore in polimetilmetacrilato.

EN

– White painted or black embossed metal, or copper finish. Polymethylmethacrylate diffuser.

ES

– Estructura de metal lacado blanco o negro arrugado, o de cobre. Difusor de polimetilmetacrilato.

DE

– Fassung aus Metall mit Lackierung mit weißem oder schwarzem Schrumpflack oder aus Kupfer. Diffusor aus PMMA.

FR

– Monture en métal verni blanc, noir gaufré, ou cuivre. Diffuseur en polyméthacrylate de méthyle.

PY

– Рама из металла или из рама, крашенной складчатой белой или черной краской, Рассеиватель из полиметилметакрилата.







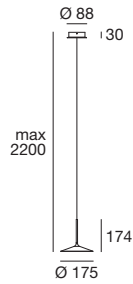






POE_P1

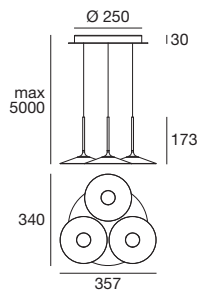
topLED 7 W | 220-240 V | CRI 80



TYPE	CODE	COLOUR
<input type="checkbox"/> WHITE	8350	3000 K
<input type="checkbox"/> BLACK	8351	785 lm
<input type="checkbox"/> PAINTED COPPER	8352	

POE_P3

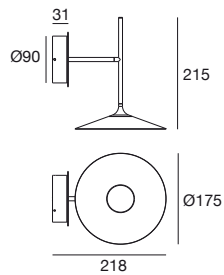
topLED 19 W | 220-240 V | CRI 80



TYPE	CODE	COLOUR
<input type="checkbox"/> WHITE	8355	3000 K
<input type="checkbox"/> BLACK	8356	2130 lm
<input type="checkbox"/> PAINTED COPPER	8357	

POE_W

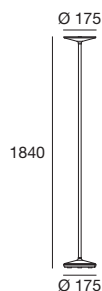
topLED 7 W | 220-240 V | CRI 80



TYPE	CODE	COLOUR
<input type="checkbox"/> WHITE	8500	3000 K
<input type="checkbox"/> BLACK	8501	785 lm
<input type="checkbox"/> PAINTED COPPER	8502	

POE_FL

topLED 25 W | 220-240 V | CRI 80



TYPE	CODE	COLOUR
<input type="checkbox"/> WHITE	8345	3000 K
<input type="checkbox"/> BLACK	8346	2500 lm
<input type="checkbox"/> PAINTED COPPER	8347	

P O E P L U S



IT

– Montatura in metallo verniciato bianco o nero gofrato, oppure rame. Diffusore in polimetilmetacrilato.

EN

– White painted or black embossed metal, or copper finish. Polymethylmethacrylate diffuser.

ES

– Estructura de metal lacado blanco o negro arrugado, o de cobre. Difusor de polimetilmetacrilato.

DE

– Fassung aus Metall mit Lackierung mit weißem oder schwarzem Schrumpflack oder aus Kupfer. Diffusor aus PMMA.

FR

– Monture en métal verni blanc, noir gaufré, ou cuivre. Diffuseur en polyméthacrylate de méthyle.

PY

– Рама из металла или из рама, крашенной складчатой белой или черной краской, Рассеиватель из полиметилметакрилата.



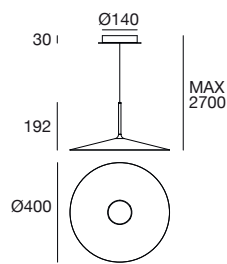






POE PLUS

topLED 15 W | 220-240 V | CRI 80



TYPE

- WHITE
- BLACK
- PAINTED COPPER

CODE

- 8360
- 8361
- 8362

COLOUR

- 3000 K
- 1688 lm



POLO

SINGLE INSTALLATION & MULTIPLE COMPOSITION



MONO SYSTEM

p. 484

300 SYSTEM

p. 507

IT

– Parete/soffitto: montatura in policarbonato bianco. Diffusore in polietilene lineare bianco. Sospensione: rosone in metallo verniciato bianco opaco.

EN

– Wall/ceiling: housing in white polycarbonate. Diffuser in white linear polyethylene. Suspension: metal ceiling rose in white coated finishing.

ES

– Pared / techo: marco de policarbonato blanco. Difusor lineal de polietileno blanco. Suspensión: rosetón de metal pintado en blanco mate.

DE

– Wand / Decke: Rahmen aus satiniertem Polycarbonat. Diffusor aus weißem, linearem Polyethylen. Hängeleuchte: Deckenrosette aus Metall mit Lackierung in Mattweiß.


FR

– Mur / plafond : monture en polycarbonate blanc. Diffuseur en polyéthylène linéaire blanc. Suspension : rosace en métal, finition blanc mat.

PY

– Стена / потолок: стойка из белого поликарбоната. Рассеиватель из линейного полиэтилена белого цвета. Подвеска: розетка из белого матового окрашенного металла.











Decentralization kit ON/OFF and DALI canopies

I kit decentramenti ON/OFF e DALI (acquistabili a parte) consentono di ottenere configurazioni decentrate rispetto al punto luce.

Kit dimmerabile DALI disponibile solo per Polo Ø 960 (solo per installazione singola).

The ON/OFF and DALI offset kits (sold separately) let you obtain offset configurations with respect to the lighting point. DALI dimming kits available only for Polo Ø 960 (only for single installation).

Los kits de descentralización ON/OFF y DALI (que pueden adquirirse por separado) permiten obtener configuraciones descentralizadas con respecto al punto de luz. Kit de regulación de intensidad DALI disponible solo para Polo Ø 960 (solo para instalación individual).

Das Dezentrierungsset ON/OFF und DALI (separat bestellbar) ermöglicht dezentrierte Konfigurationen im Vergleich zum Lichtpunkt. Dimmerbares DALI-Set nur für Polo Ø 960 (nur für die Einzelinstallation).

Les kits de décentrage ON/OFF et DALI (à acheter séparément) permettent d'obtenir des configurations décentrées par rapport à la source de lumière. Kit dimmable DALI disponible uniquement pour Polo Ø 960 (uniquement pour l'installation d'une seule source de lumière).

Комплект для децентрации включения/выключения и DALI (приобретаются отдельно) обеспечивают возможность создания децентрированных конфигураций по отношению к точке освещения. Комплект для диммирования DALI доступен только для Polo диаметром 960 (только для отдельной установки).

Example 1

decentralization kit DALI canopy



Example 2

decentralization kit ON/OFF canopy



Modular composition ON/OFF examples

È possibile creare composizioni multiple grazie alle basette predisposte per il passaggio del cavo di alimentazione da una lampada all'altra (cavi di collegamento non inclusi).

Multiple compositions can be created thanks to the bases that are installation-ready to run the power cable from one lamp to another (connection cables not included).

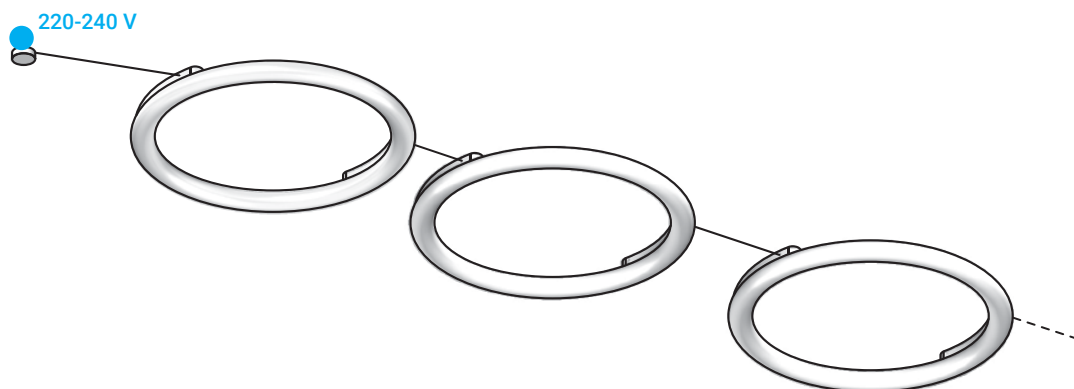
Es posible crear múltiples composiciones gracias a las bases de plástico preparadas para el paso del cable de alimentación de una lámpara a otra (cables de conexión no incluidos).

Durch die bereits vorgerüsteten Kunststoffsockel für den Durchgang des Speisekabels von einem Gerät zum anderen (Verbindungskabel nicht inbegriffen) können mehrere Kompositionen geschaffen werden.

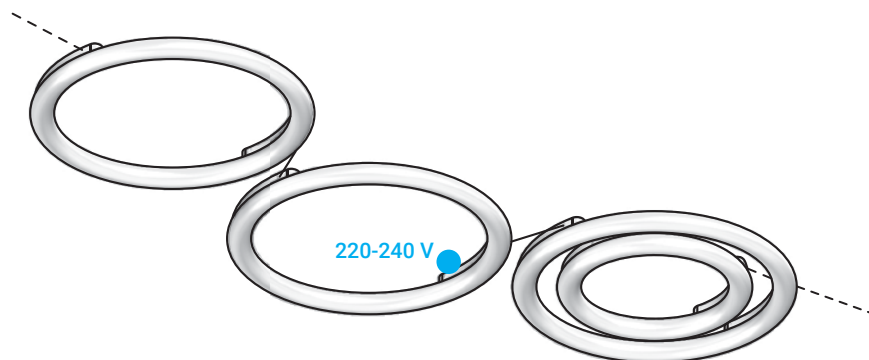
Possibilité de créer de multiples compositions grâce aux logements pré-équipés permettant le passage du câble d'alimentation d'une lampe à l'autre (câble de branchement non inclus).

Возможно создание разнообразных композиций благодаря основаниям, подготовленным для прокладки кабеля питания от одного светильника к другому (соединительные кабели не входят в комплект поставки).

Example 1

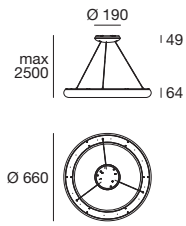


Example 2



POLO_P

topLED 31 W | 220-240 V



TYPE

WHITE

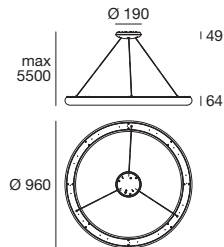
CODE

9162

COLOUR

3000 K
3650 lm

topLED 51 W | 220-240 V



TYPE

WHITE

CODE

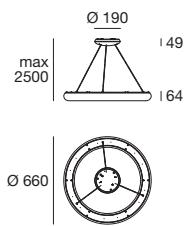
9163

COLOUR

3000 K
6080 lm

POLO_P DALI

topLED 31 W | 220-240 V



TYPE

WHITE

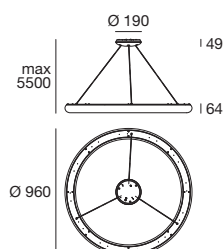
CODE

9164

COLOUR

3000 K
3650 lm

topLED 51 W | 220-240 V



TYPE

WHITE

CODE

9165

COLOUR

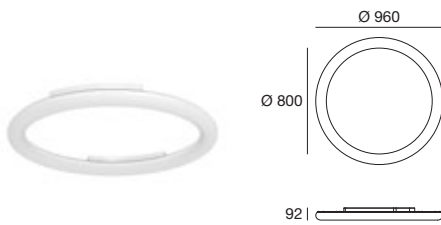
3000 K
6080 lm



TYPE	CODE	COLOUR
<input type="checkbox"/> WHITE	9160	3000 K 3650 lm

ACCESSORIES

KIT0107 | Decentralization kit ON/OFF canopy (Ø 80)



TYPE	CODE	COLOUR
<input type="checkbox"/> WHITE	9161	3000 K 6080 lm

ACCESSORIES

KIT0107 | Decentralization kit ON/OFF canopy (Ø 80)

KIT0108 | Decentralization kit DALI canopy (Ø 160)



REGOLO



IT

– Lampada in metallo.
Corpo in alluminio anodizzato oppure verniciato bianco o marrone scuro raggrinzante; diffusore in policarbonato opalino sabbato.

DE

– Lampe aus Metall. Körper aus eloxiertem Aluminium oder mit Lackierung aus weißem weißem oder braunem Schruppflack; Diffusor aus mattem, sandgestrahltem Polycarbonat.

EN

– Metal lamp.
Body in anodized aluminium or painted white or textured dark brown; diffuser in grit blasted opal Polycarbonate.

FR

– Lampe en métal.
Corps en aluminium anodisé ou finition blanc ou brun foncé froissé ; diffuseur en polycarbonate opalin sablé.

ES

– Lámpara de metal.
Cuerpo en aluminio anodizado o barnizado blanco o marrón oscuro estriado; difusor en policarbonato opalino arenado.

PY

– Металлическая лампа.
Алюминиевое из анодированного алюминия или лакированного белого или темного-коричневого складчатого материала; рассеиватель из матового поликарбоната с пескоструйной обработкой.







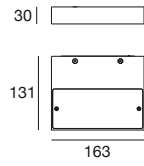






REGOLO 160

topLED 18 W | 220-240 V | CRI 80



TYPE

- WHITE
- BROWN
- ANODIZED ALUM.

CODE

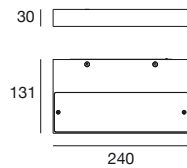
- 9035**
- 9036**
- 9037**

COLOUR

- 3000 K
- 2025 lm

REGOLO 240

topLED 24 W | 220-240 V | CRI 80



TYPE

- WHITE
- BROWN
- ANODIZED ALUM.

CODE

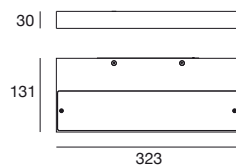
- 9040**
- 9041**
- 9042**

COLOUR

- 3000 K
- 2700 lm

REGOLO 320

topLED 36 W | 220-240 V | CRI 80



TYPE

- WHITE
- BROWN
- ANODIZED ALUM.

CODE

- 9045**
- 9046**
- 9047**

COLOUR

- 3000 K
- 4050 lm

REIKI

DIMMABLE
2700 K - 3000 K



IT

– Montatura in alluminio verniciato bianco raggrinzante oppure grigio antracite, diffusore in polimetilmetacrilato.

EN

– Housing in textured white painted aluminium or anthracite grey, diffuser in polymethylmethacrylate.

ES

– Marco de aluminio pintado en blanco estriado o gris antracita, difusor de polimetilmetacrilato.

DE

– Rahmen aus Aluminium mit weißem Schrumpflack, Diffusor aus Polymethylmethacrylat.

FR

– Monture en aluminium vernis blanc vermiculé ou gris anthracite, diffuseur en polyméthacrylate de méthyle.

PY

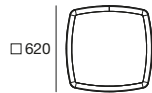
– Стойка из окрашенного в белый или серый антрацитовый цвет складчатого алюминия; рассеиватель из полиметилметакрилата.







TYPE	CODE	COLOUR
<input type="checkbox"/> WHITE	9201M	2700 K
<input checked="" type="checkbox"/> ANTHRACITE	9202M	3100 lm
<input type="checkbox"/> WHITE	9201	3000 K
<input checked="" type="checkbox"/> ANTHRACITE	9202	3200 lm



TYPE	CODE	COLOUR
<input type="checkbox"/> WHITE	9204M	2700 K
<input checked="" type="checkbox"/> ANTHRACITE	9205M	4400 lm
<input type="checkbox"/> WHITE	9204	3000 K
<input checked="" type="checkbox"/> ANTHRACITE	9205	4500 lm



R O S E



IT

– Diffusore in polietilene lineare bianco; corpo in metallo verniciato bianco raggrinzante.

EN

– White linear polyethylene diffuser; matt white coated metal casing.

ES

– Difusor de polietileno lineal blanco; cuerpo de metal pintado de color blanco mate.

DE

– Diffusor aus weißem durchscheinend Polyethylen; Gehäuse aus Metall mit Lackierung in Mattweiß.

FR

– Diffuseur en polyéthylène linéaire blanc ; corps en métal verni blanc mat.

PY

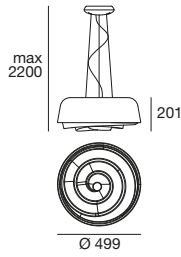
– Корпус из матового линейного полиэтилена, основание из белого матового окрашенного металла.





ROSE_P

E27 | 220-240 V



TYPE

WHITE

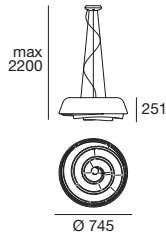
CODE

7655

SOURCE

2x46 W Max Halogen
(LED bulbs compatible)

E27 | 220-240 V



TYPE

WHITE

CODE

7657

SOURCE

3x46 W Max Halogen
(LED bulbs compatible)

ROSE_S

E27 | 220-240 V



TYPE

WHITE

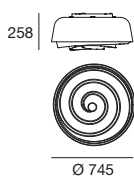
CODE

7656

SOURCE

2x46 W Max Halogen
(LED bulbs compatible)

E27 | 220-240 V



TYPE

WHITE

CODE

7658

SOURCE

3x46 W Max Halogen
(LED bulbs compatible)

SINFONIA

SINGLE INSTALLATION



SINFONIA SYSTEM
p. 466

IT

– Lampade a sospensione, plafone, parete oppure da tavolo, in alluminio verniciato bianco o nero, oppure nelle finiture cromo lucido e oro spazzolato. Diffusori in polimetilmetacrilato satinato o extrachiaro parzialmente sabbiato.

EN

– Hanging lamps, ceiling, wall or table lamps, in white or black painted aluminium or in the polished chromium and brushed gold finishes. Diffusers in satin-finish or extra-clear partly sandblasted polymethylmethacrylate.

ES

– Lámparas de suspensión, plafones, apliques o de mesa, en aluminio pintado en blanco o negro o en acabados cromo pulido y oro cepillado. Difusores de polimetilmetacrilato satinado o extraclaro parcialmente arenado.

DE

– Pendel-, Decken-, Wand- oder Tischleuchten aus weiß oder schwarz lackiertem Aluminium oder in den Ausführungen poliertes Chrom oder goldfarben gebürstet. Diffusoren aus Polymethylmethacrylat satiniertem oder extra-hellem teilweise sandgestrahlt.

FR

– Luminaires à suspension, plafonnier, mural ou de table, en aluminium vernis blanc ou noir ou avec des finitions chromées brillantes et dorées brossées. Diffuseurs en polyméthacrylate de méthyle satiné ou extraclair en partie sablé.

PY

– Подвесные светильники, потолочные, настенные или настольные лампы, из окрашенного в белый или черный цвет алюминия, с хромированной блестящей или золотистой брашированной отделкой. Диффузоры из сатинового или особо прозрачного полиметилметакрилата, подвергнутого пескоструйной обработке.







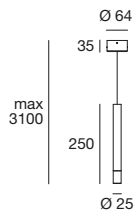






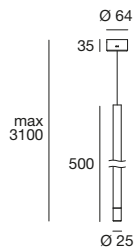






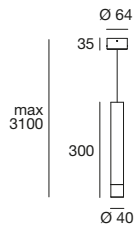
TYPE	CODE	COLOUR
WHITE	9250	3000 K
BLACK	9251	230 lm
CHROME	9252	
GOLD	9254	

topLED 2 W | 220-240 V | CRI 80



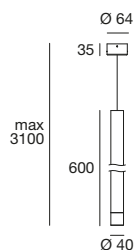
TYPE	CODE	COLOUR
WHITE	9255	3000 K
BLACK	9256	230 lm
CHROME	9257	
GOLD	9259	

topLED 5 W | 220-240 V | CRI 80



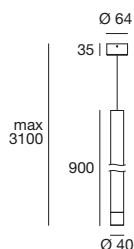
TYPE	CODE	COLOUR
WHITE	9260	3000 K
BLACK	9261	450 lm
CHROME	9262	
GOLD	9264	

topLED 5 W | 220-240 V | CRI 80



TYPE	CODE	COLOUR
WHITE	9265	3000 K
BLACK	9266	450 lm
CHROME	9267	
GOLD	9269	

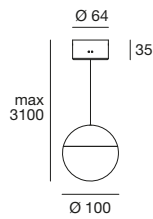
topLED 11 W | 220-240 V | CRI 80



TYPE	CODE	COLOUR
WHITE	9270	3000 K
BLACK	9271	880 lm
CHROME	9272	
GOLD	9274	

ROSSINI_P

topLED 6 W | 220-240 V | CRI 80



TYPE

- WHITE
- BLACK
- CHROME
- GOLD

CODE

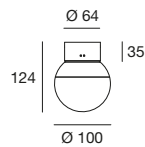
- 9225**
- 9226**
- 9227**
- 9229**

COLOUR

- 3000 K
- 900 lm

ROSSINI_S

topLED 6 W | 220-240 V | CRI 80



TYPE

- WHITE
- BLACK
- CHROME
- GOLD

CODE

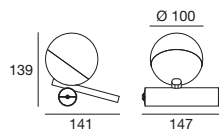
- 9210**
- 9211**
- 9212**
- 9214**

COLOUR

- 3000 K
- 900 lm

ROSSINI_TAB Dimmable

topLED 6 W | 220-240 V | CRI 80



TYPE

- WHITE
- BLACK
- CHROME
- GOLD

CODE

- 9220**
- 9221**
- 9222**
- 9224**

COLOUR

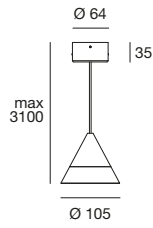
- 3000 K
- 900 lm



ROSSINI_TAB Dimmable - PUSH-DIM BUTTON

VERDI

topLED 6 W | 220-240 V | CRI 80



TYPE

- WHITE
- BLACK
- CHROME
- GOLD

CODE

- 9230**
- 9231**
- 9232**
- 9234**

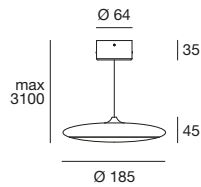
COLOUR

- 3000 K
- 900 lm



VIVALDI_P1

topLED 6 W | 220-240 V | CRI 80



TYPE

- WHITE
- BLACK
- CHROME
- GOLD

CODE

- 9240**
- 9241**
- 9242**
- 9244**

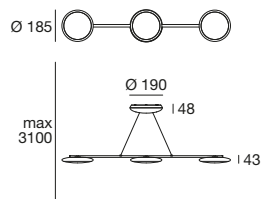
COLOUR

- 3000 K
- 800 lm



VIVALDI_P3

topLED 18 W | 220-240 V | CRI 80



TYPE

- WHITE
- BLACK
- CHROME
- GOLD

CODE

- 9245**
- 9246**
- 9247**
- 9249**

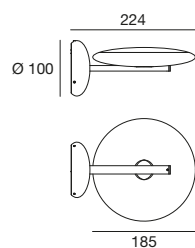
COLOUR

- 3000 K
- 2400 lm



VIVALDI_W (upward or downward emission)

topLED 6 W | 220-240 V | CRI 80



TYPE

- WHITE
- BLACK
- CHROME
- GOLD

CODE

- 9235**
- 9236**
- 9237**
- 9239**

COLOUR

- 3000 K
- 800 lm



SISTERS



MONO SYSTEM

p. 487

150 SYSTEM

p. 499

IT

– Diffusore in polietilene naturale, rosone in ABS con finiture bianco verniciato, cromo, oro oppure rame.

EN

– Natural polythene diffuser, ceiling rose in chrome, gold, copper or white coated ABS finish.

ES

– Difusor de polietileno natural, rosetón de ABS, acabados en blanco lacado, cromo, oro o cobre.

DE

– Diffusor aus natürlichem Polyethylen. Deckenrosette aus ABS mit Oberfläche mit Lackierung in Weiß, oder in Chrom, Gold oder Kupfer.

FR

– Diffuseur en polyéthylène naturel, rosace en ABS, finitions laqué blanc, chrome, or ou cuivre.

PY

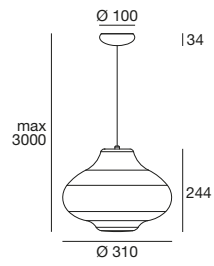
– Рассеиватель из натурального полиэтилена, розетка из АБС с крашеной белой, хромированной, золотой или медной отделкой.





SISTERS_1

E27 | 220-240 V



TYPE

CODE

SOURCE

- WHITE **8383**
- WHITE / CHROME **8387**
- WHITE / GOLD **8388**
- WHITE / COPPER **8389**

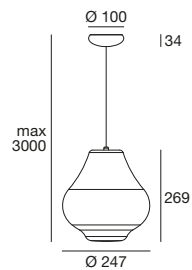
1x46 W Max
Halogen
(LED bulbs
compatible)



Included

SISTERS_2

E27 | 220-240 V



TYPE

CODE

SOURCE

- WHITE **8382**
- WHITE / CHROME **8384**
- WHITE / GOLD **8385**
- WHITE / COPPER **8386**

1x46 W Max
Halogen
(LED bulbs
compatible)



Included



SKINNY



IT

– Corpo in alluminio verniciato bianco raggrinzante o con finitura alluminio anodizzato; diffusore in policarbonato opalino.

EN

– Casing in white wrinkle-effect coated aluminium or with glossy finish; polymethylmethacrylate diffuser with laser silk-screen printing.

ES

– Cuerpo de aluminio pintado de color blanco efecto arrugado o con acabado brillante; difusor de polimetilmetacrilato con serigrafía por láser.

DE

– Leuchte aus Aluminium mit weißem Schrumpflack oder mit glänzender Oberfläche; Diffusor aus Polymethylmethacrylat mit Laser-Siebdruck.

FR

– Corps en aluminium verni blanc effet froissé ou avec finition brillante ; diffuseur en polyméthacrylate de méthyle avec sérigraphie au laser.

PY

– Корпус из алюминия, окрашенного белой краской со складчатой или с блестящей отделкой; рассеиватель из полиметилметакрилата с лазерной сериграфией.



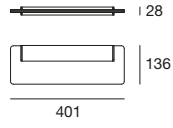






SKINNY

topLED 14 W | 220-240 V | CRI 80



TYPE

- WHITE
- ANODIZED ALUM.

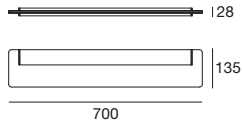
CODE

- 7908
- 7909

COLOUR

- 3000 K
- 1449 lm

topLED 28 W | 220-240 V | CRI 80



TYPE

- WHITE
- ANODIZED ALUM.

CODE

- 7910
- 7911

COLOUR

- 3000 K
- 2898 lm

S N A K E



IT

– Montatura in metallo verniciato bianco o nero raggrizzante; tubo in santoprene bianco o nero opaco; diffusore in policarbonato sabbiato.

EN

– White or black wrinkle-effect coated metal base; white or matt black santoprene tube; sandblasted polycarbonate diffuser.

ES

– Base de metal pintado de color blanco o negro efecto arrugado; tubo de santoprene blanco o negro mate; difusor de policarbonato arenado.

DE

– Fuß aus Metall mit Lackierung mit weißem oder schwarzem Schrumpflack; Profil aus weißem oder mattschwarzem Santoprene; Diffusor aus sandgestrahltem Polycarbonat.

FR

– Base en métal verni blanc ou noir effet froissé ; tube en santoprène blanc ou noir mat ; diffuseur en polycarbonate sablé.

PY

– Металлическое основание, выкрашенное в белый или черный цвет со складчатой отделкой; трубка из матового белого или черного сантопрена; рассеиватель из поликарбоната с пескоструйной отделкой.



Menu del giorno

Antipasti

*Carnevale misti
Crostini caprese
Bianchi al limone*

Pasta

*Conchiglioni in salsa fresca
Faglie al pesto
Risotto alla marchigiana*

Secondi

*Costata alla griglia
Faglie all'ocra babauica
Rancho al forno con patate*

Contorni

*Patate al forno
Fusillate miste
Venduro gratinato*



LONDON

Artigianati
ITALIA
2001



SNAKE_W1

topLED 2 W | 220-240 V | CRI 90



TYPE	CODE	COLOUR
<input type="checkbox"/> WHITE	7223	3000 K
<input checked="" type="checkbox"/> BLACK	7224	200 lm

ELECTRONICS

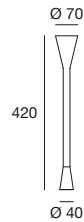


KIT73 | ON/OFF Driver (max. 10 W)

KIT72 | ON/OFF Driver (max. 20 W)

SNAKE_W1 DRIVER INCLUDED

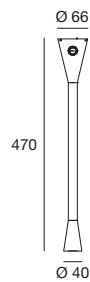
topLED 2 W | 220-240 V | CRI 90



TYPE	CODE	COLOUR
<input type="checkbox"/> WHITE	7220	3000 K
<input checked="" type="checkbox"/> BLACK	7221	200 lm

SNAKE_W1 SWITCH

topLED 2 W | 220-240 V | CRI 90



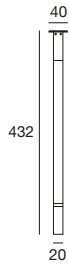
TYPE	CODE	COLOUR
<input type="checkbox"/> WHITE	7232	3000 K
<input checked="" type="checkbox"/> BLACK	7233	200 lm



ON/OFF SWITCH

SNAKE_W2

topLED 2 W | 220-240 V | CRI 90



TYPE	CODE	COLOUR
<input type="checkbox"/> WHITE	7229	3000 K
<input checked="" type="checkbox"/> BLACK	7230	200 lm

ELECTRONICS

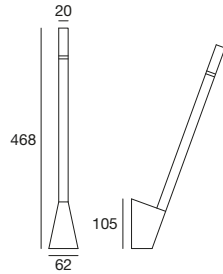


KIT73 | ON/OFF Driver (max. 10 W)

KIT72 | ON/OFF Driver (max. 20 W)

SNAKE_W3 DRIVER INCLUDED

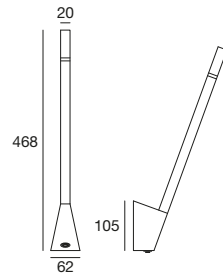
topLED 2 W | 220-240 V | CRI 90



TYPE	CODE	COLOUR
<input type="checkbox"/> WHITE	7226	3000 K
<input checked="" type="checkbox"/> BLACK	7227	200 lm

SNAKE_W3 SWITCH

topLED 2 W | 220-240 V | CRI 90



TYPE	CODE	COLOUR
<input type="checkbox"/> WHITE	7234	3000 K
<input checked="" type="checkbox"/> BLACK	7235	200 lm



ON/OFF SWITCH

S Q U A S H



IT

– Diffusore in polietilene lineare bianco; corpo e montatura in alluminio verniciato bianco raggrinzante oppure in metallo nella versione a piantana.

EN

– White linear polyethylene diffuser; white wrinkle-effect coated metal casing and mounting frame.

ES

– Difusor de polietileno lineal blanco; cuerpo y montura de metal pintado de color blanco efecto arrugado.

DE

– Diffusor aus weißem durchscheinend Polyethylen; Gehäuse und Fassung aus Metall mit Lackierung in Weiß mit Schrumpflack.

FR

– Diffuseur en polyéthylène linéaire blanc ; corps et monture en métal verni blanc effet froissé.

PY

– Отражатель из линейного белого полиэтилена; корпус и оправа из металла, окрашенного белым цветом с морщинистой отделкой.

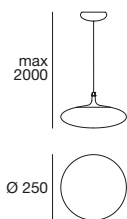






SQUASH_P

topLED 9 W | 220-240 V | CRI 90



TYPE	CODE	COLOUR
<input type="checkbox"/> WHITE	7948	3000 K 870 lm

ACCESSORIES

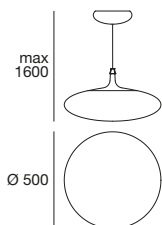


KIT0026 | Phase-cut Dimmer (MAX. 100 W)

topLED 19 W | 220-240 V | CRI 90

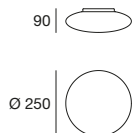


TYPE	CODE	COLOUR
<input type="checkbox"/> WHITE	7627	3000 K 2364 lm



SQUASH_S

topLED 9 W | 220-240 V | CRI 90



TYPE	CODE	COLOUR
<input type="checkbox"/> WHITE	7951	3000 K 870 lm

ACCESSORIES

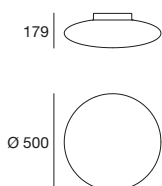


KIT0026 | Phase-cut Dimmer (MAX. 100 W)

topLED 19 W | 220-240 V | CRI 90

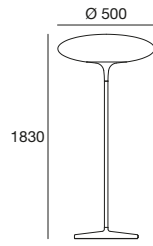


TYPE	CODE	COLOUR
<input type="checkbox"/> WHITE	7626	3000 K 2364 lm



SQUASH_FL

topLED 25 W | 220-240 V | CRI 90



TYPE

WHITE

CODE

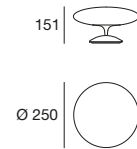
7628

COLOUR

3000 K
3062 lm

SQUASH_TAB

topLED 9 W | 220-240 V | CRI 90



TYPE

WHITE

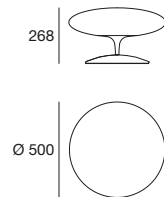
CODE

7946

COLOUR

3000 K
870 lm

topLED 19 W | 220-240 V | CRI 90



TYPE

WHITE

CODE

7947

COLOUR

3000 K
2364 lm

STRAIGHT

NEW CHROME GALVANIC FINISH FOR PENDANT VERSIONS



IT

– Sospensione: montatura in alluminio, finiture bianco, cromo o nero. Diffusore in policarbonato.

Applique: montatura in ABS, finiture bianco, cromo, nero. Diffusore in policarbonato.

EN

– Suspension: white, chrome or black aluminium setting. Polycarbonate diffuser.

Wall light: white, chrome or black ABS setting. Polycarbonate diffuser.

ES

– Suspensión: estructura de aluminio, acabados en blanco, cromo o negro.

Difusor de policarbonato. Applique: estructura de ABS, acabados en blanco, cromo o negro. Difusor de policarbonato.

DE

– Hängeleuchte: Fassung aus Aluminium mit Oberfläche in weiß, chrom oder schwarz. Diffusor aus Polycarbonat.

Wandleuchte: Fassung aus ABS mit Oberfläche in weiß, chrom oder schwarz. Diffusor aus Polycarbonat.

FR


– Suspension : monture en aluminium, finition blanc, chrome ou noir. Diffuseur en polycarbonate.

Applique : monture en ABS, finition blanc, chrome ou noir. Diffuseur en polycarbonate.

PY

– Подвеска: рама из алюминия, с белой, хромированной или чёрной отделкой. Рассеиватель из поликарбоната.

Апликация: рама из АБС с белой, хромированной или чёрной отделкой. Рассеиватель из поликарбоната.



Diffused emission



Recessed emission







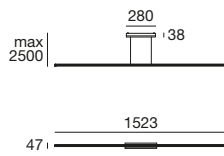
STRAIGHT_P1

topLED 11 W | 220-240 V | CRI 80



TYPE	CODE	COLOUR
<input type="checkbox"/> WHITE	8200	2700 K
<input checked="" type="checkbox"/> BLACK	8204	1519 lm
<input checked="" type="checkbox"/> CHROME	8505	

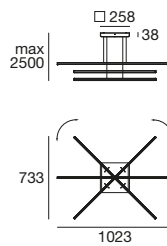
topLED 18 W | 220-240 V | CRI 80



TYPE	CODE	COLOUR
<input type="checkbox"/> WHITE	8201	2700 K
<input checked="" type="checkbox"/> BLACK	8205	2279 lm
<input checked="" type="checkbox"/> CHROME	8506	

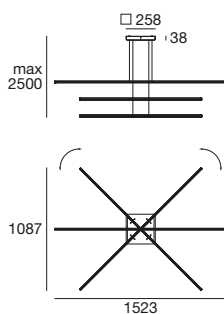
STRAIGHT_P3

topLED 34 W | 220-240 V | CRI 80



TYPE	CODE	COLOUR
<input type="checkbox"/> WHITE	8202	2700 K
<input checked="" type="checkbox"/> BLACK	8206	4557 lm
<input checked="" type="checkbox"/> CHROME	8507	

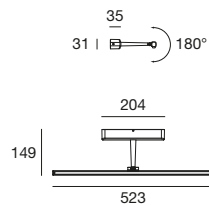
topLED 49 W | 220-240 V | CRI 80



TYPE	CODE	COLOUR
<input type="checkbox"/> WHITE	8203	2700 K
<input checked="" type="checkbox"/> BLACK	8207	6836 lm
<input checked="" type="checkbox"/> CHROME	8508	

STRAIGHT_W

topLED 13 W | 220-240 V | CRI 80



TYPE

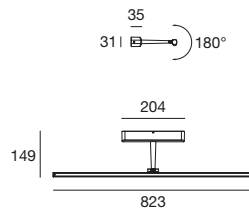
- WHITE
- BLACK
- CHROME

CODE

- 8208**
- 8210**
- 8265**

COLOUR

- 2700 K
- 1444 lm



topLED 19 W | 220-240 V | CRI 80



TYPE

- WHITE
- BLACK
- CHROME

CODE

- 8209**
- 8211**
- 8266**

COLOUR

- 2700 K
- 2080 lm

End-caps Included



Recessed emission



Diffused emission

Hooks for indirect application

Included in pendant versions



T A R A



IT

– Montatura in alluminio verniciato bianco raggrinzante, diffusore in polimetilmetacrilato.

EN

– White wrinkled coating aluminum setting, polymethylmethacrylate diffuser.

ES

– Estructura de aluminio lacado blanco arrugado, difusor de polimetilmetacrilato.

DE

– Fassung aus Aluminium mit Lackierung mit weißem Schrumpflack. Diffusor aus PMMA.

FR

– Monture en aluminium laqué blanc effet froissé, diffuseur en polyméthacrylate de méthyle.

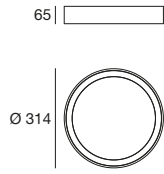
PY

– Рама из алюминия, выкрашенного белой складчатой краской, рассеиватель из полиметилметакрилата.









TYPE

WHITE

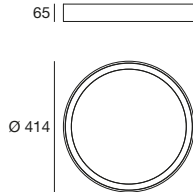
CODE

8334

COLOUR

3000 K
2450 lm

topLED 33 W | 220-240 V | CRI 80



TYPE

WHITE

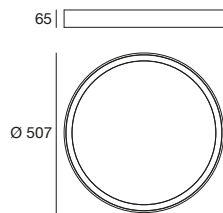
CODE

8337

COLOUR

3000 K
3680 lm

topLED 45 W | 220-240 V | CRI 80



TYPE

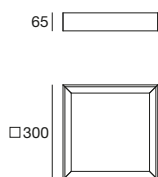
WHITE

CODE

8340

COLOUR

3000 K
4900 lm



TYPE

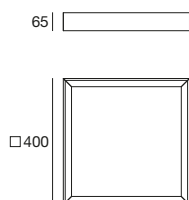
WHITE

CODE

8325

COLOUR

3000 K
2450 lm



TYPE

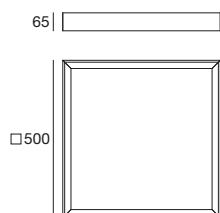

WHITE

CODE

8328

COLOUR

3000 K
3680 lm



TYPE

WHITE

CODE

8331

COLOUR

3000 K
4900 lm

TARA DIMMABLE



IT

– Corpo in alluminio verniciato bianco raggrinzante, diffusore in polimetilmetacrilato. Aggancio calamitato e doppio cavo di sicurezza. Dimmerabile in phase-cut o push-dim.

EN

– Body in textured white painted aluminium, polymethylmethacrylate diffuser. Magnet connection and double safety cable. Phase-cut or push-dim function.

ES

– Cuerpo de aluminio lacado blanco estriado, difusor de polimetilmetacrilato. Acoplamiento magnético y doble cable de seguridad. Regulable en phase-cut o push-dim.

DE

– Körper aus Aluminium mit Lackierung mit weißem Schrumpflack. Kupplung mit Magnet und doppeltem Sicherheitskabel. Dimmbar mit Phase-cut- oder Push-Dim-Funktion.

FR

– Corps en aluminium finition blanc froissé ; diffuseur en polyméthacrylate de méthyle. Fixation magnétique et double câble de sécurité. Gradable en phase-cut ou push-dim.

PY

– Корпус из складчатого алюминия, окрашенного в белый цвет, рассеиватель из полиметилакрилата. Магнитный крючок и двойной предохранительный провод. Диммирование с отсечением фаз или push-dim.



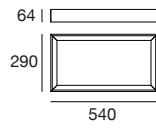







TARA DIMMABLE

topLED 42 W | 220-240 V | CRI 80



TYPE	CODE	COLOUR
<input type="checkbox"/> WHITE	9015	3000 K 4725 lm

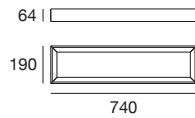

PHASE-CUT ACCESSORIES



KIT0026 | Phase-cut Dimmer (1-2 art. / max. 100 W)



topLED 28 W | 220-240 V | CRI 80



TYPE	CODE	COLOUR
<input type="checkbox"/> WHITE	9018	3000 K 3150 lm

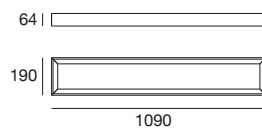

PHASE-CUT ACCESSORIES



KIT0026 | Phase-cut Dimmer (1-3 art. / max. 100 W)



topLED 42 W | 220-240 V | CRI 80



TYPE	CODE	COLOUR
<input type="checkbox"/> WHITE	9021	3000 K 4725 lm

PHASE-CUT ACCESSORIES



KIT0026 | Phase-cut Dimmer (1-2 art. / max. 100 W)



TARA MAXI & TARA MEGA

DIMMABLE



IT

– Corpo in alluminio verniciato bianco raggrinzante, diffusore in polimetilmetacrilato. Aggancio calamitato + doppia baionetta e doppio cavo di sicurezza. Dimmerabile in phase-cut o push-dim.

EN

– Body in textured white painted aluminium, polymethylmethacrylate diffuser. Magnet connection + double bayonet and double safety cable. Phase-cut or push-dim function.

ES

– Cuerpo de aluminio lacado blanco estriado, difusor de polimetilmetacrilato. Acoplamiento magnético + doble bayoneta y doble cable de seguridad. Regulable en phase-cut o push-dim.

DE

– Körper aus Aluminium mit Lackierung mit weißem Schrumpflack, Diffusor aus PMMA. Kupplung mit Magnet + doppeltem Bajonett-Anschluss und doppeltem Sicherheitskabel. Dimmbar mit Phase-cut- und Push-Dim-Funktion.

FR

– Corps en aluminium finition blanc froissé ; diffuseur en polyméthacrylate de méthyle. Fixation magnétique + double baïonnette et double câble de sécurité. Gradable en phase-cut ou push-dim.

PY

– Корпус из складчатого алюминия, окрашенного в белый цвет, рассеиватель из полиметилакрилата. Магнитный крючок и двойной предохранительный провод. Диммирование с отсечением фаз или push-dim.





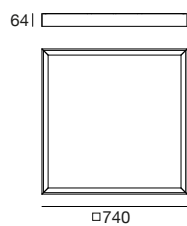







TARA MAXI

topLED 56 W | 220-240 V | CRI 80



TYPE

WHITE

CODE

9024

COLOUR

3000 K
6300 lm

PHASE-CUT ACCESSORIES

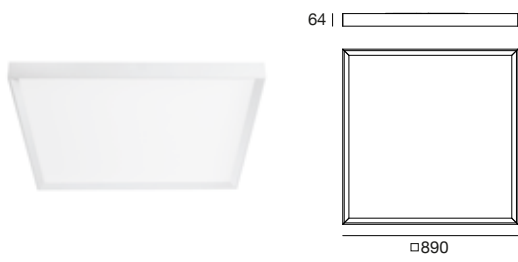


KIT0026 | Phase-cut Dimmer (1 art. / max. 100 W)



TARA MEGA

topLED 72 W | 220-240 V | CRI 80



TYPE	CODE	COLOUR
<input type="checkbox"/> WHITE	9027	3000 K 8100 lm

PHASE-CUT ACCESSORIES



KIT0026 | Phase-cut Dimmer (1 art. / max. 100 W)



THANK YOU



IT

– Montatura in metallo verniciato bianco o marrone raggrinzante; paralume con finiture in legno o tessuto.

EN

– White or brown wrinkled coating metal setting; lampshade with wood or fabric finishes.

ES

– Montura en metal pintado de blanco o marrón con acabado rugoso; pantalla con acabado en madera o tejido.

DE


– Fassung aus weiß oder braun lackiertem Metall mit Schrumpflack; Lampenschirm mit Holz- oder Stoffelementen.

FR

– Cadre en métal laqué blanc ou brun effet froissé ; abat-jour avec finition bois ou tissu.

PY

– Рама из металла, выкрашенного белой или коричневой складчатой краской, абажур с отделкой из дерева или ткани.

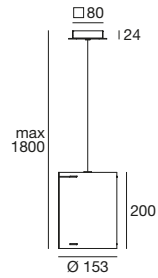




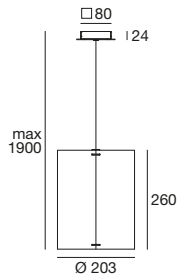




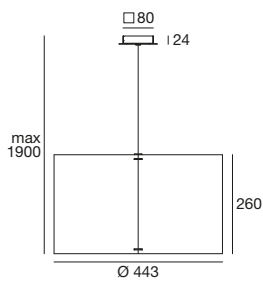




TYPE	CODE	SOURCE
WHITE / ASH W.	8057	1x57 W Max Halogen (LED bulbs compatible)
WHITE / MESH	8058	
BROWN / ASH	8059	
BROWN / MESH	8060	



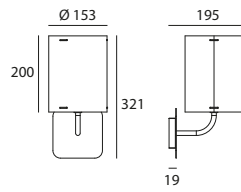
TYPE	CODE	SOURCE
WHITE / ASH W.	8061	1x57 W Max Halogen (LED bulbs compatible)
WHITE / MESH	8062	
BROWN / ASH	8063	
BROWN / MESH	8064	



TYPE	CODE	SOURCE
WHITE / ASH W.	8065	1x57 W Max Halogen (LED bulbs compatible)
WHITE / MESH	8066	
BROWN / ASH	8067	
BROWN / MESH	8068	

THANK YOU_W1

E27 | 220-240 V



TYPE

- WHITE / ASH W.
- WHITE / MESH
- BROWN / ASH
- BROWN / MESH

CODE

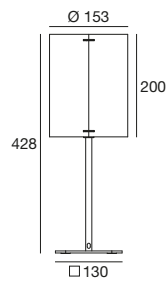
- 8053**
- 8054**
- 8055**
- 8056**

SOURCE

1x57 W Max
Halogen
(LED bulbs
compatible)

THANK YOU_TAB

E27 | 220-240 V



TYPE

- WHITE / ASH W.
- WHITE / MESH
- BROWN / ASH
- BROWN / MESH

CODE

- 8045**
- 8046**
- 8047**
- 8048**

SOURCE

1x57 W Max
Halogen
(LED bulbs
compatible)



TRIAD 2.0

LED



IT

– Montatura in metallo verniciato bianco; diffusore in vetro sabbiato.

EN

– Mounting frame in white coated metal; diffuser in sandblasted glass.

ES

– Estructura de metal lacado blanco; difusor de vidrio arenado.

DE

– Fassung aus Metall mit Lackierung in Weiß. Diffusor aus sandgestrahltem Glas.

FR

– Monture en métal verni blanc ; diffuseur en verre sablé.

PY

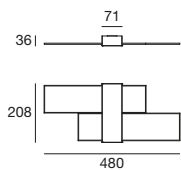
– Рама из металла, выкрашенного белой краской, рассеиватель из стекла с пескоструйной обработкой.





TRIAD 2.0

topLED 12 W | 220-240 V | CRI 80



TYPE

WHITE

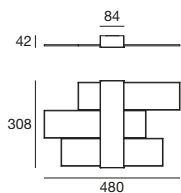
CODE

90335

COLOUR

3000 K
1251 lm

topLED 21 W | 220-240 V | CRI 80



TYPE

WHITE

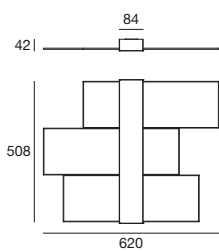
CODE

90336

COLOUR

3000 K
2256 lm

topLED 36 W | 220-240 V | CRI 80



TYPE

WHITE

CODE

90337

COLOUR

3000 K
3925 lm

TRIAD



IT

– Montatura in metallo verniciato bianco lucido oppure in legno di noce; diffusore in vetro sabbiato bianco, oppure sabbiato in parte bianco, in parte colorato.

EN

– Mounting frame made of glossy white coated metal or walnut wood; diffuser made of white sandblasted glass or partly white and partly coloured sandblasted glass.

ES

– Montura de metal pintado de color blanco brillante o de madera de nogal; difusor de vidrio arenado blanco, o arenado en parte blanco y en parte de color.

DE

– Fassung aus Metall mit Lackierung in Glanzweiß oder aus Nussbaum; Diffusor aus sandgestrahltem Weißglas oder weißem und buntem.

FR

– Monture en métal verni blanc brillant ou en noyer ; diffuseur en verre sablé blanc, ou sablé en partie blanc, en partie coloré.

PY

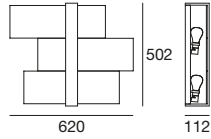
– Рама из металла, крашеного в белый матовый цвет, или из орехового дерева; рассеиватель из белого стекла с пескоструйной обработкой или частично белого и частично цветного стекла с пескоструйной обработкой.





TRIAD_S

E27 | 220-240 V



TYPE

- WHITE
- WHITE / LILAC
- WHITE / WALNUT WOOD

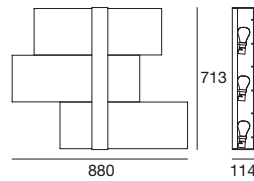
CODE

- 90208**
- 90224**
- 90230**

SOURCE

2x57 W Max
Halogen
(LED bulbs compatible)

E27 | 220-240 V



TYPE

- WHITE
- WHITE / LILAC
- WHITE / WALNUT WOOD

CODE

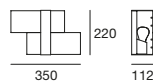
- 90209**
- 90225**
- 90231**

SOURCE

3x57 W Max
Halogen
(LED bulbs compatible)

TRIAD_W

E27 | 220-240 V



TYPE

- WHITE
- WHITE / LILAC
- WHITE / WALNUT WOOD

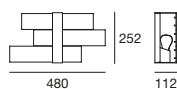
CODE

- 90206**
- 90222**
- 90228**

SOURCE

1x57 W Max
Halogen
(LED bulbs compatible)

E27 | 220-240 V



TYPE

- WHITE
- WHITE / LILAC
- WHITE / WALNUT WOOD

CODE

- 90207**
- 90223**
- 90229**

SOURCE

1x57 W Max
Halogen
(LED bulbs compatible)

T U - O

NEW BLACK COVER



IT

– Diffusore in PMMA, tappi di chiusura in alluminio verniciato bianco goffrato. Kit cover comfort in metallo verniciato nero.

EN

– Polymethylmethacrylate diffuser, white embossed aluminum coated closing caps. Comfort cover kit in black painted metal.

ES

– Difusor de polimetacrilato de metilo, tapones de cierre de aluminio lacado blanco arrugado. Kit de cubierta confort de metal pintado de negro.

DE

– Diffusor aus PMMA, Abdeckungen aus Aluminium mit Lackierung mit weißem Schrumpflack. Komfortabdeckungsset aus schwarz lackiertem Metall.

FR

– Diffuseur en polyméthacrylate de méthyle, bouchons de fermeture en aluminium verni blanc effet froissé. Kit cover comfort en métal verni noir.

PY

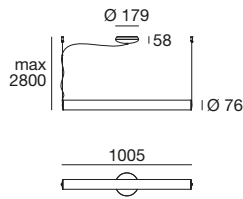
– Рассеиватель из PMMA, заглушки из алюминия, выкрашенного белой складчатой краской. Комплект крышки для комфорта из окрашенного в черный цвет металла.





TU-0

topLED 36 W | 220-240 V | CRI 80



TYPE

WHITE

CODE

8845

COLOUR

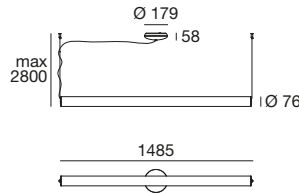
3000 K
4662 lm

ACCESSORIES



KIT0112 | Black cover for TU-0 L=1005 mm

topLED 56 W | 220-240 V | CRI 80



TYPE

WHITE

CODE

8846

COLOUR

3000 K
6993 lm

ACCESSORIES



KIT0113 | Black cover for TU-0 L=1485 mm



T U - T O P



IT

– Corpo in metallo verniciato bianco goffato. Diffusore in PMMA opale. Tappi di chiusura in alluminio verniciato bianco goffato. Dimmerabile in DALI.

EN

– Body in embossed white painted metal. Opal PMMA diffuser. Closing plugs in embossed white painted aluminium. DALI dimmer function.

ES

– Cuerpo de metal lacado blanco gofrado. Difusor de PMMA ópalo, Tapas de cierre de aluminio lacado blanco gofrado. Regulable con DALI.

DE

– Körper aus Metall mit Lackierung aus weißem Prägelack. Diffusor aus mattem PMMA. Abdeckungen aus Aluminium mit Lackierung mit weißem Prägelack Dimmerbar in DALI.

FR

– Corps en métal finition blanc gaufré. Diffuseur en PMMA opale. Bouchons de fermeture en aluminium finition blanc gaufré. Gradable via DALI.

PY

– Корпус из гофрированного металла, окрашенного белой краской. Рассеиватель из матового ПММА. Закрывающие заглушки из гофрированного алюминия белого цвета. Диммирование DALI.



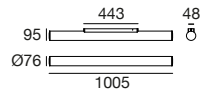






TU-TOP

topLED 36 W | 220-240 V | CRI 80



TYPE

WHITE

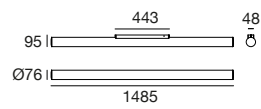
CODE

8850

COLOUR

3000 K
4543 lm

topLED 48 W | 220-240 V | CRI 80



TYPE

WHITE

CODE

8851

COLOUR

3000 K
6398 lm



T U - V



MONO SYSTEM
p. 485

IT

– Diffusore in PMMA, tappi di chiusura in alluminio verniciato bianco gofrato.

EN

– Polymethylmethacrylate diffuser, white embossed aluminum coated closing caps.

ES

– Difusor de polimetacrilato de metilo, tapones de cierre de aluminio lacado blanco arrugado.

DE

– Diffusor aus PMMA, Abdeckungen aus Aluminium mit Lackierung mit weißem Schrumpflack.

FR

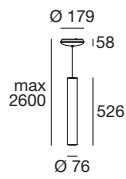
– Diffuseur en polyméthacrylate de méthyle, bouchons de fermeture en aluminium verni blanc effet froissé.

PY

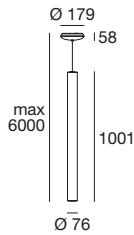
– Рассеиватель из PMMA, заглушки из алюминия, выкрашенного белой складчатой краской.







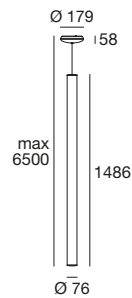
TYPE	CODE	COLOUR
<input type="checkbox"/> WHITE	8842	3000 K 2331 lm



topLED 36 W | 220-240 V | CRI 80



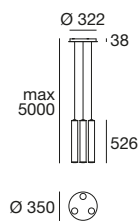
TYPE	CODE	COLOUR
<input type="checkbox"/> WHITE	8843	3000 K 4662 lm



topLED 54 W | 220-240 V | CRI 80



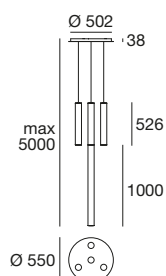
TYPE	CODE	COLOUR
<input type="checkbox"/> WHITE	8844	3000 K 6993 lm



topLED 56 W | 220-240 V | CRI 80



TYPE	CODE	COLOUR
<input type="checkbox"/> WHITE	8840	3000 K 6993 lm



topLED 93 W | 220-240 V | CRI 80



TYPE	CODE	COLOUR
<input type="checkbox"/> WHITE	8841	3000 K 11655 lm

Z I G Z A G



IT

– Montatura in metallo verniciato bianco lucido; corpo in metallo verniciato bianco goffrato o nero oppure in alluminio anodizzato; diffusore in vetro sabbiato bianco.

DE

– Fassung aus Metall mit Lackierung in Glanzweiß; Gehäuse aus Metall mit Lackierung in weiß oder schwarz mit Schrumpflack oder aus eloxiertem Aluminium; Diffusor aus weißem sandgestrahltem Glas.

EN

– Glossy white coated metal mounting frame; casing made of white embossed coated metal or black, or of anodised aluminium; white sandblasted glass diffuser.

FR

– Monture en métal verni blanc brillant, corps en métal verni blanc effet froissé, noir ou aluminium anodisé; diffuseur en verre sablé blanc.

ES

– Montura de metal pintado de color blanco brillante; cuerpo de metal pintado de color blanco efecto arrugado o negro, o de aluminio anodizado; difusor de vidrio arenado blanco.

PY

– Оправа из окрашенного белого глянцевого металла; корпус из окрашенного белого металла с морщинистой отделкой или чёрной или анодированного алюминия; отражатель из белого стекла пескоструйной обработки.

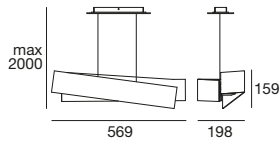






ZIG ZAG_P

E27 | 220-240 V



TYPE

- WHITE
- BLACK / WHITE
- ANODIZED ALUM.

CODE

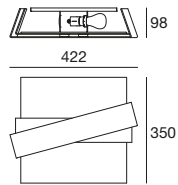
- 6991**
- 6994**
- 6995**

SOURCE

2x57 W Max
Halogen
(LED bulbs compatible)

ZIG ZAG_S

E27 | 220-240 V



TYPE

- WHITE
- BLACK
- ANODIZED ALUM.

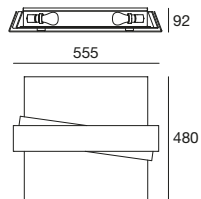
CODE

- 7400**
- 7402**
- 7401**

SOURCE

2x46 W Max
Halogen
(LED bulbs compatible)

E27 | 220-240 V



TYPE

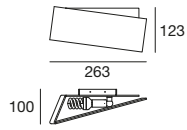
- WHITE
- BLACK
- ANODIZED ALUM.

CODE

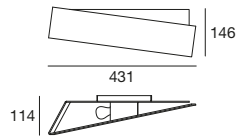
- 7290**
- 7289**
- 7291**

SOURCE

4x46 W Max
Halogen
(LED bulbs compatible)



TYPE	CODE	SOURCE
<input type="checkbox"/> WHITE	6996	1x48 W Halogen (3000 K included) (LED bulbs compatible)
<input checked="" type="checkbox"/> BLACK / WHITE	6999	
<input type="checkbox"/> ANODIZED ALUM.	7001	



TYPE	CODE	SOURCE
<input type="checkbox"/> WHITE	6986	1x57 W Max Halogen (LED bulbs compatible)
<input checked="" type="checkbox"/> BLACK / WHITE	6989	
<input type="checkbox"/> ANODIZED ALUM.	6990	

S U M

GYPSUM WALL

PAINTABLE



IT

– Applique mono o biemissione in gesso, verniciabile per una completa integrazione con l'ambiente.

EN

– Single or dual emission sconce in plaster, can be painted for complete integration with the setting.

ES

– Aplique de yeso mono o biemisión, con posibilidad de pintar para una completa integración con el ambiente.

DE

– Wandleuchte mit Mono- und Doppelemission aus Gips, lackierbar für eine völlige Integration in das Ambiente.

FR

– Appliques mono-émission ou bi-émission en plâtre pouvant être vernies afin de se fondre complètement dans le décor.

PY

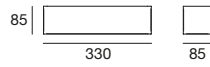
– Накладной светильник с одним или двумя источниками света из гипса, который можно полностью окрашивается в цвет помещения.





GYPSUM_W1 MONO EMISSION

topLED 7,5 W | 220-240 V | CRI 80



TYPE

WHITE

WHITE

CODE

60834W00

60834N00

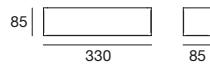
COLOUR

3000 K
1104 lm

4000 K
1170 lm

GYPSUM_W2 BI EMISSION

topLED 15 W | 220-240 V | CRI 80



TYPE

WHITE

WHITE

CODE

60817W00

60817N00

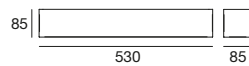
COLOUR

3000 K
1927 lm

4000 K
2044 lm

GYPSUM_W3 BI EMISSION

topLED 25 W | 220-240 V | CRI 80



TYPE

WHITE

WHITE

CODE

60819W00

60819N00

COLOUR

3000 K
3315 lm

4000 K
3510 lm

GYPSUM COLORING

NEW POWER DIMMABLE VERSION

NEW TRIPLE VERSION
SEPARATE ON/OFF SWITCHING



IT

– Incasso in gesso dal foro minimale ma dall'eccezionale luminosità. Facile installazione della sorgente luminosa tramite innesto a baionetta. Il tutto arricchito dai RING colorati che creano piacevoli sfumature.

EN

– Gypsum recessed fixture with small hole and great brightness. Easy installation of the light source through bayonet fitting. Colored RINGS around create pleasant shades.

ES

– Dispositivo receso con hoyo pequeño, pero muy luminoso. Fácil instalación de la fuente luminosa con injerto a bayoneta. Los anillos colorados crean matices agradables.

DE

– Einbaugeschäuse mit minimaler Öffnung aber mit außergewöhnlicher Helligkeit Einfache Installation durch Bajonettverschluß Der farbige RING erzeugt eine angenehme Beleuchtung.

FR

– Encastré en plâtre avec un trou de taille minimale mais avec d'une luminosité exceptionnelle. Installation facile de la source lumineuse par emboîtement à baïonnette. Le tout enrichi par RINGS colorés qui créent d'agréables nuances.

PY

– Встраиваемые потолочные светильники из гипса с минимальным отверстием, но с исключительной яркостью. Простая установка источника света путём байонетной муфты. Все обогащено цветным RING, которые создают приятные оттенки.







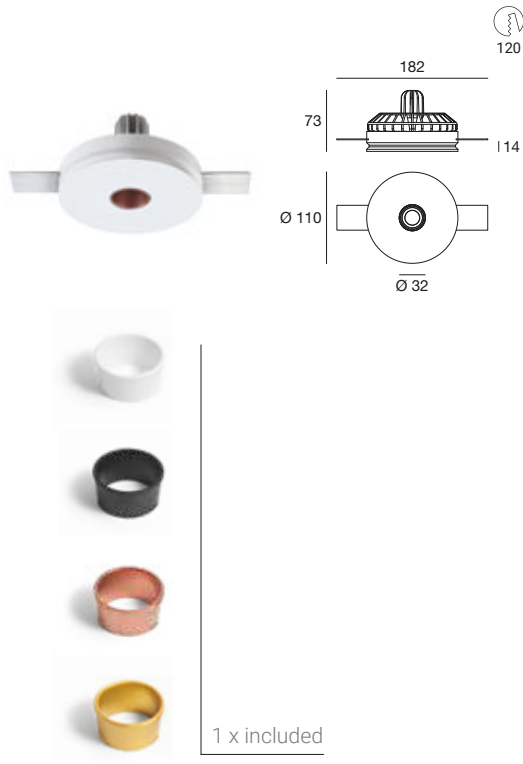




Example of color effects



GYPSUM COLORING POWER_R



10°

powerLED 9,5 W | CRI 80

TYPE

CODE

COLOUR

□ WHITE

8835

3000 K
970 lm

30°

powerLED 9,5 W | CRI 80

TYPE

CODE

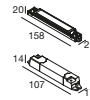
COLOUR

□ WHITE

8836

3000 K
970 lm

ELECTRONICS

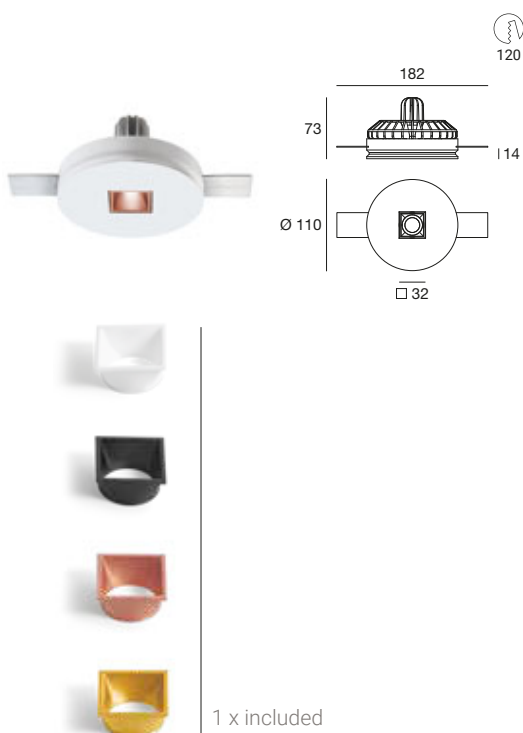


KIT0097 | DIMM DALI / 1-10 V / PUSH Driver (max. 10 art.)



KIT0114 | ON/OFF Driver (max. 1 art.)

GYPSUM COLORING POWER_Q



10°

powerLED 9,5 W | CRI 80

TYPE

CODE

COLOUR

□ WHITE

8837

3000 K
970 lm

30°

powerLED 9,5 W | CRI 80

TYPE

CODE

COLOUR

□ WHITE

8838

3000 K
970 lm

ELECTRONICS

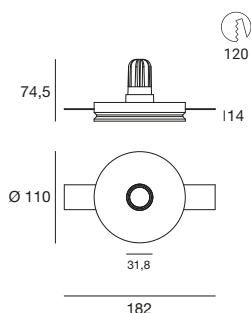


KIT0097 | DIMM DALI / 1-10 V / PUSH Driver (max. 10 art.)



KIT0114 | ON/OFF Driver (max. 1 art.)

GYPSUM COLORING_R1 (KIT ON/OFF DRIVER INCLUDED)



1 x included

10°

powerLED 7,5 W | CRI 80

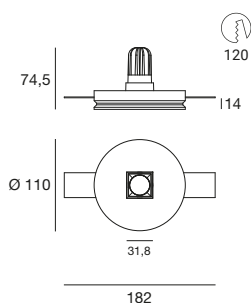
TYPE	CODE	COLOUR
<input type="checkbox"/> WHITE	8819	3000 K 800 lm

30°

powerLED 7,5 W | CRI 80

TYPE	CODE	COLOUR
<input type="checkbox"/> WHITE	8815	3000 K 800 lm

GYPSUM COLORING_Q1 (KIT ON/OFF DRIVER INCLUDED)



1 x included

10°

powerLED 7,5 W | CRI 80

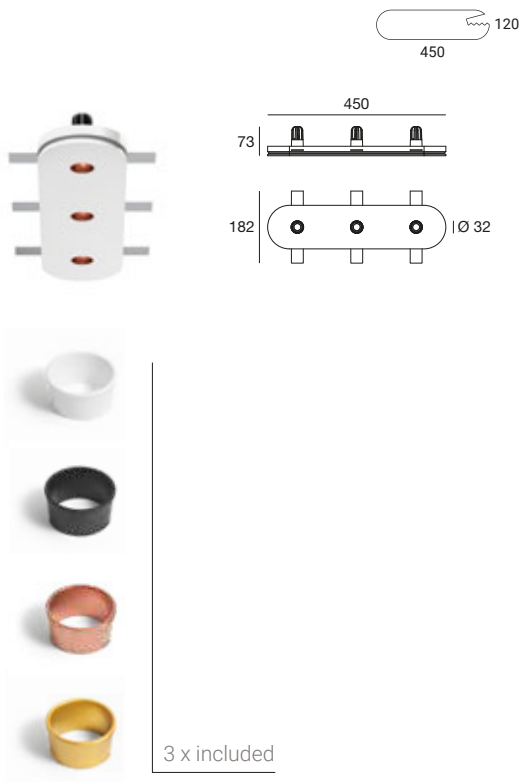
TYPE	CODE	COLOUR
<input type="checkbox"/> WHITE	8827	3000 K 800 lm

30°

powerLED 7,5 W | CRI 80

TYPE	CODE	COLOUR
<input type="checkbox"/> WHITE	8823	3000 K 800 lm

GYPSUM COLORING_R3 (KIT ON/OFF 3 DRIVER INCLUDED)



10°

powerLED 23 W | CRI 80

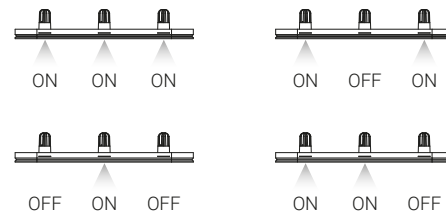
TYPE	CODE	COLOUR
□ WHITE	8831	3000 K 2400 lm

30°

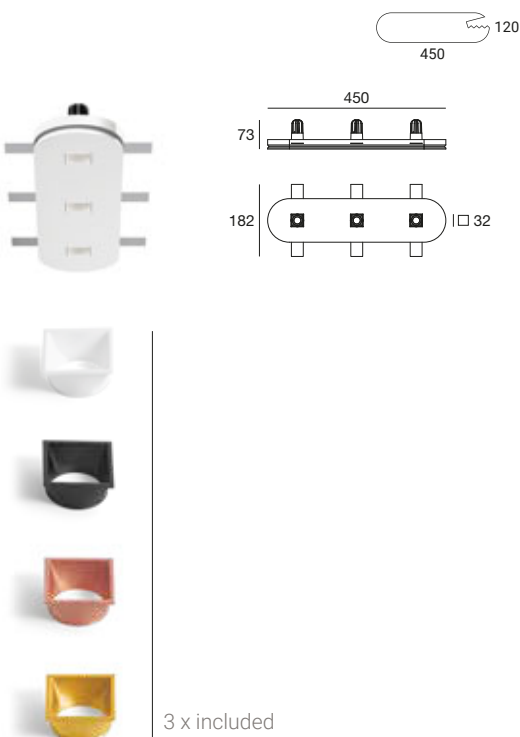
powerLED 23 W | CRI 80

TYPE	CODE	COLOUR
□ WHITE	8832	3000 K 2400 lm

Example of separate ON/OFF switching



GYPSUM COLORING_Q3 (KIT ON/OFF 3 DRIVER INCLUDED)



10°

powerLED 23 W | CRI 80

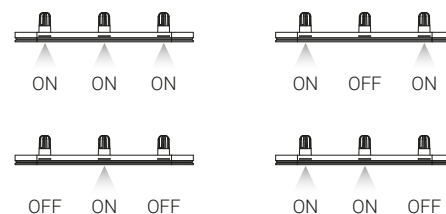
TYPE	CODE	COLOUR
□ WHITE	8833	3000 K 2400 lm

30°

powerLED 23 W | CRI 80

TYPE	CODE	COLOUR
□ WHITE	8834	3000 K 2400 lm

Example of separate ON/OFF switching



GYPSUM RECESSED



IT

– Cornice in gesso, forma rotonda / quadrata, verniciabile. Il corpo lampada scompare totalmente ed emerge solo il fascio luminoso.

EN

– Plaster frame, round / square shape, can be painted. The lamp body disappears entirely and only the light beam emerges.

ES

– Marco de yeso, forma redonda/cuadrada, para pintar. El cuerpo de la lámpara desaparece por completo y solo emerge el haz luminoso.

DE

– Runder/quadratischer Rahmen aus Gips, lackierbar. Der Lampenkörper verschwindet völlig, nur das Lichtbündel ist sichtbar.

FR

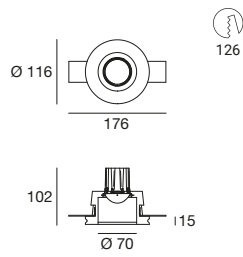
– Encadrement en plâtre, forme ronde / carrée, pouvant être verni. Le corps du luminaire disparaît totalement en laissant apparaître seulement le faisceau lumineux.

PY

– Рамка из гипса, круглая или квадратная форма, возможность покраски. Корпус светильника полностью скрывается, оставляя только световой луч.













TYPE	CODE	COLOUR
<input type="checkbox"/> WHITE	8866	3000 K 830 lm
<input type="checkbox"/> WHITE	8866N	4000 K 910 lm

ELECTRONICS

-  **99243** | ON/OFF Driver (max. 1 art.)
-  **99147** | ON/OFF Driver (1-3 art.)
-  **99115** | 1-10 V / PUSH (1-3 art.)
-  **99344** | PUSH / DALI (1-3 art.)

ACCESSORIES

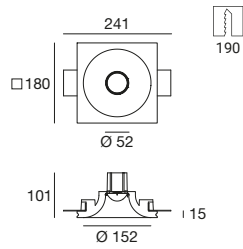
-  **60830** | Shim (plasterboard 12,5 mm kit - 4 pieces)
-  **60860** | Glass









GYPSUM_EYE1

arrayLED 7 W | CRI 80




TYPE	CODE	COLOUR
<input type="checkbox"/> WHITE	8867	3000 K 830 lm
<input type="checkbox"/> WHITE	8867N	4000 K 910 lm

ELECTRONICS

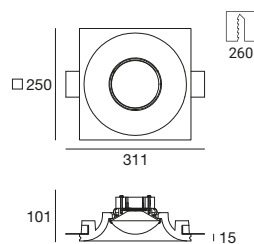
-  **99243** | ON/OFF Driver (max. 1 art.)
-  **99147** | ON/OFF Driver (1-3 art.)
-  **99115** | 1-10 V / PUSH (1-3 art.)
-  **99344** | PUSH / DALI (1-3 art.)

ACCESSORIES

-  **60830** | Shim (plasterboard 12,5 mm kit - 4 pieces)




GYPSUM_EYE2

arrayLED 12,5 W | CRI 80




TYPE	CODE	COLOUR
<input type="checkbox"/> WHITE	60852W50	3000 K 1876 lm
<input type="checkbox"/> WHITE	60852N50	4000 K 1938 lm

ELECTRONICS

-  **99126** | ON/OFF Driver (max. 1 art.)
-  **99115** | 1-10 V / PUSH (max. 1 art.)
-  **99344** | DALI / PUSH (max. 1 art.)

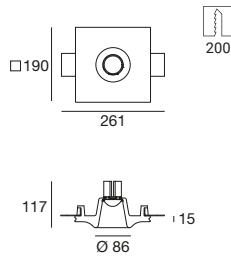
ACCESSORIES

-  **60830** | Shim (plasterboard 12,5 mm kit - 4 pieces)







GYPSUM_01

arrayLED 7 W | CRI 80




TYPE	CODE	COLOUR
<input type="checkbox"/> WHITE	8861	3000 K 830 lm
<input type="checkbox"/> WHITE	8861N	4000 K 910 lm

ELECTRONICS

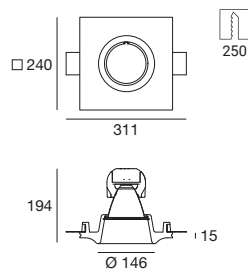
-  **99243** | ON/OFF Driver (max. 1 art.)
-  **99147** | ON/OFF Driver (1-3 art.)
-  **99115** | 1-10 V / PUSH (1-3 art.)
-  **99344** | PUSH / DALI (1-3 art.)

ACCESSORIES

-  **60830** | Shim (plasterboard 12,5 mm kit - 4 pieces)



GYPSUM_03

arrayLED 18 W | CRI 80




TYPE	CODE	COLOUR
<input type="checkbox"/> WHITE	60824W45	3000 K 2611 lm
<input type="checkbox"/> WHITE	60824N45	4000 K 2697 lm

ELECTRONICS

-  **99106** | ON/OFF Driver (max. 1 art.)
-  **99115** | 1-10V / PUSH (max. 1 art.)
-  **99344** | DALI / PUSH (max. 1 art.)

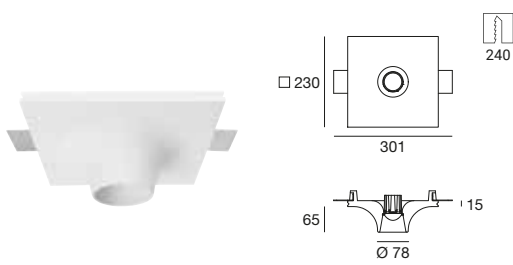
ACCESSORIES

-  **60830** | Shim (plasterboard 12,5 mm kit - 4 pieces)



GYPSUM_02

arrayLED 7 W | CRI 80



TYPE	CODE	COLOUR
<input type="checkbox"/> WHITE	8862	3000 K 830 lm
<input type="checkbox"/> WHITE	8862N	4000 K 910 lm

ELECTRONICS

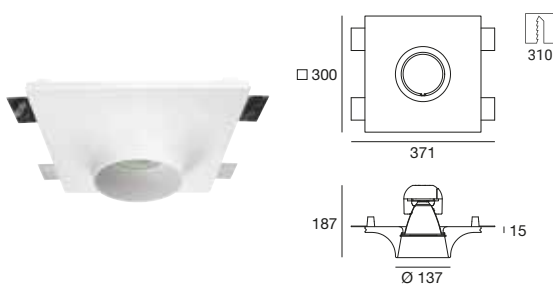
	99243 ON/OFF Driver (max. 1 art.)
	99147 ON/OFF Driver (1-3 art.)
	99115 1-10 V / PUSH (1-3 art.)
	99344 PUSH / DALI (1-3 art.)

ACCESSORIES

	60830 Shim (plasterboard 12,5 mm kit - 4 pieces)
--	---

GYPSUM_04

arrayLED 18 W | CRI 80



TYPE	CODE	COLOUR
<input type="checkbox"/> WHITE	60827W45	3000 K 2611 lm
<input type="checkbox"/> WHITE	60827N45	4000 K 2697 lm

ELECTRONICS

	99106 ON/OFF Driver (max. 1 art.)
	99115 1-10V / PUSH (max. 1 art.)
	99344 DALI / PUSH (max. 1 art.)

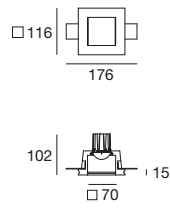
ACCESSORIES

	60830 Shim (plasterboard 12,5 mm kit - 4 pieces)
--	---






GYPSUM_QD1

arrayLED 9,3 W | CRI 80




TYPE	CODE	COLOUR
<input type="checkbox"/> WHITE	63830W00	3000 K 1364 lm
<input type="checkbox"/> WHITE	63830N00	4000 K 1408 lm

ELECTRONICS

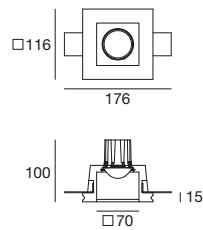
-  **62424** | ON/OFF Driver (max. 1 art.)
-  **62431** | 1-10V / PUSH (max. 1 art.)
-  **62432** | DALI / PUSH (max. 1 art.)

ACCESSORIES

-  **60830** | Shim (plasterboard 12,5 mm kit - 4 pieces)





GYPSUM_QC2

arrayLED 7 W | CRI 80





TYPE	CODE	COLOUR
<input type="checkbox"/> WHITE	8865	3000 K 830 lm
<input type="checkbox"/> WHITE	8865N	4000 K 910 lm

ELECTRONICS

-  **99243** | ON/OFF Driver (max. 1 art.)
-  **99147** | ON/OFF Driver (1-3 art.)
-  **99115** | 1-10 V / PUSH (1-3 art.)
-  **99344** | PUSH / DALI (1-3 art.)

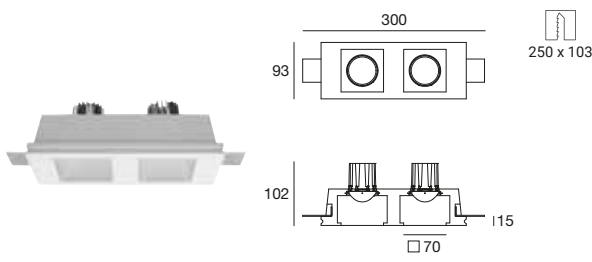
ACCESSORIES

-  **60830** | Shim (plasterboard 12,5 mm kit - 4 pieces)
-  **60840** | Glass






GYPSUM_QC3

arrayLED 7x2 W | CRI 80





TYPE	CODE	COLOUR
<input type="checkbox"/> WHITE	8871	3000 K 2x830 lm
<input type="checkbox"/> WHITE	8871N	4000 K 2x910 lm

ELECTRONICS

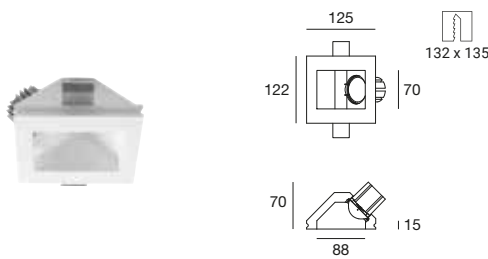
-  **99147** | ON/OFF Driver (max. 1 art.)
-  **99115** | 1-10V / PUSH (max. 1 art.)
-  **99345** | PUSH / DALI (max. 1 art.)

ACCESSORIES

-  **60830** | Shim (plasterboard 12,5 mm kit - 4 pieces)
-  **60840** | Glass (x1)





GYPSUM_QCY

arrayLED 7 W | CRI 80



TYPE	CODE	COLOUR
<input type="checkbox"/> WHITE	8869	3000 K 830 lm
<input type="checkbox"/> WHITE	8869N	4000 K 910 lm

ELECTRONICS

-  **99243** | ON/OFF Driver (max. 1 art.)
-  **99147** | ON/OFF Driver (1-3 art.)
-  **99115** | 1-10 V / PUSH (1-3 art.)
-  **99344** | PUSH / DALI (1-3 art.)

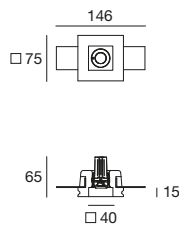
ACCESSORIES

-  **60830** | Shim (plasterboard 12,5 mm kit - 4 pieces)



GYPSUM_QC1

powerLED 1,5 W | CRI 80



TYPE	CODE	COLOUR
<input type="checkbox"/> WHITE	64500W60	3000 K 144 lm
<input type="checkbox"/> WHITE	64500N60	4000 K 180 lm

ELECTRONICS

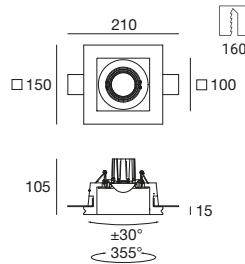
	99195 ON/OFF Driver (1-2 art.)	
	99128 ON/OFF Driver (3-6 art.)	
	99115 1-10 V / PUSH (1-12 art.)	
	99344 DALI / PUSH (1-12 art.)	

ACCESSORIES

	60830 Shim (plasterboard 12,5 mm kit - 4 pieces)
--	---

GYPSUM_QC4

arrayLED 7 W | CRI 80



TYPE	CODE	COLOUR
<input type="checkbox"/> WHITE	8860	3000 K 830 lm
<input type="checkbox"/> WHITE	8860N	4000 K 910 lm

ELECTRONICS

	99243 ON/OFF Driver (max. 1 art.)
	99147 ON/OFF Driver (1-3 art.)
	99115 1-10 V / PUSH (1-3 art.)
	99344 PUSH / DALI (1-3 art.)

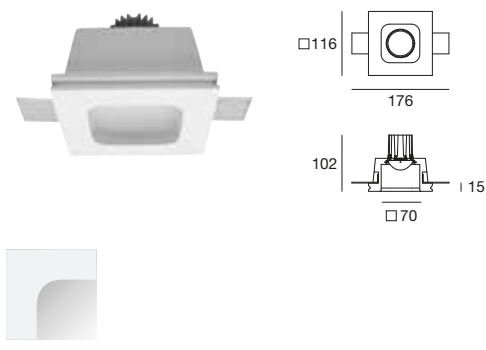
ACCESSORIES

	60830 Shim (plasterboard 12,5 mm kit - 4 pieces)
--	---







GYPSUM_QRD

arrayLED 7 W | CRI 80





TYPE	CODE	COLOUR
<input type="checkbox"/> WHITE	8870	3000 K 830 lm
<input type="checkbox"/> WHITE	8870N	4000 K 910 lm

ELECTRONICS

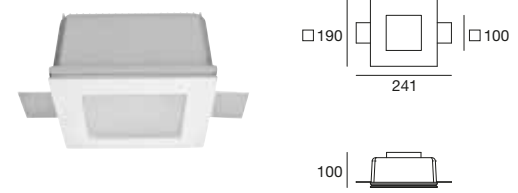
-  **99243** | ON/OFF Driver (max. 1 art.)
-  **99147** | ON/OFF Driver (1-3 art.)
-  **99115** | 1-10 V / PUSH (1-3 art.)
-  **99344** | PUSH / DALI (1-3 art.)

ACCESSORIES

-  **60830** | Shim (plasterboard 12,5 mm kit - 4 pieces)
-  **60840** | Glass



GYPSUM_QD2

arrayLED 12,5 W | CRI 80




TYPE	CODE	COLOUR
<input type="checkbox"/> WHITE	63820W00	3000 K 1876 lm
<input type="checkbox"/> WHITE	63820N00	4000 K 1938 lm

ELECTRONICS

-  **99126** | ON/OFF Driver (max. 1 art.)
-  **99115** | 1-10V / PUSH (max. 1 art.)
-  **99344** | DALI / PUSH (max. 1 art.)

ACCESSORIES

-  **60830** | Shim (plasterboard 12,5 mm kit - 4 pieces)

GYPSUM RECESSED

DRIVER ON BOARD



IT

– Cornice in gesso di forma rettangolare, verniciabile. Il corpo lampada scompare ed emerge solo il fascio luminoso. I faretti montano driver a bordo, per un'installazione facilitata.

EN

– Rectangular-shaped plaster frame, can be painted. The lamp body disappears and only the light beam emerges. The spotlights have on-board drivers to facilitate installation.

ES

– Marco de yeso rectangular, para pintar. El cuerpo de la lámpara desaparece y solo emerge el haz luminoso. Los focos tienen controladores integrados para una fácil instalación.

DE

– Viereckiger Rahmen aus lackierbarem Gips. Der Lampenkörper verschwindet, nur das Lichtbündel ist sichtbar. Die Strahler haben Driver on Board für eine leichtere Installation.

FR

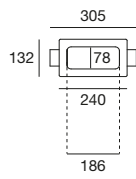
– Encadrement en plâtre de forme rectangulaire pouvant être verni. Le corps du luminaire disparaît en laissant apparaître seulement le faisceau lumineux. Les projecteurs sont équipés d'une alimentation (driver) pour faciliter l'installation.

PY

– Рамка из гипса прямоугольной формы, возможность покраски. Корпус светильника скрывается, оставляя только световой луч. Точечные светильники снабжены встроенным приводом для удобства установки.

GYPSUM_D1 DRIVER INCLUDED

topLED 13 W | 220-240 V | CRI 80



TYPE

WHITE

CODE

8872

COLOUR

3000 K
1610 lm

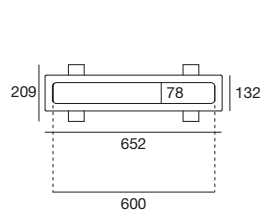
ACCESSORIES



60830 | Shim (plasterboard 12,5 mm kit - 4 pieces)

GYPSUM_D2 DRIVER INCLUDED

topLED 32 W | 220-240 V | CRI 80



TYPE

WHITE

CODE

8873

COLOUR

3000 K
4140 lm

ACCESSORIES



60830 | Shim (plasterboard 12,5 mm kit - 4 pieces)



GYPSUM SEMIRECESSED



IT

– Forme semplici a semincasso, facilmente componibili e con ingombri minimi. La cornice in gesso, verniciabile, scherma la sorgente per massimizzare il comfort visivo.

EN

– Simple semi-recessed fixtures, easily assembled and with minimal dimensions. The paintable plaster frame shields the source in order to maximize visual comfort.

ES

– Formas simples semiempotrables, fácilmente componibles y con dimensiones mínimas. El marco de yeso, con acabado de pintura, protege la fuente para maximizar el confort visual.

DE

– Halbeinbaustrahler mit schlichten Formen, einfach kombinierbar und mit minimalem Platzbedarf. Der lackierbare Gipsrahmen schirmt die Lichtquelle ab, für maximalen Sehkomfort.


FR

– Des formes simples à demi-encastrement, facilement composables et avec des dimensions minimum. Le cadre en plâtre, avec laquage possible, protège la source pour optimiser le confort visuel.

PY

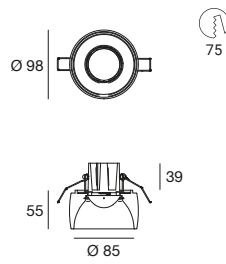
– Простые полувстроенные формы, которые легко компонуются и обладают небольшими размерами. Рама из гипса (с возможностью окраски), экранирует источник света для максимально комфортного для глаз освещения.









GYPSUM_SR

arrayLED 7 W | CRI 80



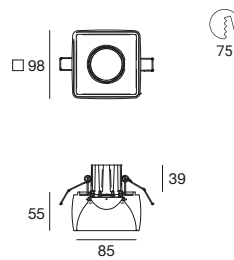
TYPE	CODE	COLOUR
<input type="checkbox"/> WHITE	8864	3000 K 830 lm
<input type="checkbox"/> WHITE	8864N	4000 K 910 lm

ELECTRONICS

-  **99243** | ON/OFF Driver (max. 1 art.)
-  **99147** | ON/OFF Driver (1-3 art.)
-  **99115** | 1-10 V / PUSH (1-3 art.)
-  **99344** | PUSH / DALI (1-3 art.)





GYPSUM_SQ

arrayLED 7 W | CRI 80



TYPE	CODE	COLOUR
<input type="checkbox"/> WHITE	8863	3000 K 830 lm
<input type="checkbox"/> WHITE	8863N	4000 K 910 lm

ELECTRONICS

-  **99243** | ON/OFF Driver (max. 1 art.)
-  **99147** | ON/OFF Driver (1-3 art.)
-  **99115** | 1-10 V / PUSH (1-3 art.)
-  **99344** | PUSH / DALI (1-3 art.)

G Y P S U M P A T H M A R K E R



IT

– Luce segnapasso di varie forme, con cornice in gesso verniciabile per una perfetta integrazione con la superficie d'installazione.

EN

– Path marker lights of various shapes, with paintable plaster frame for seamless integration with installation surface.

ES

– Luz para balizamiento de varias formas, con marco de yeso, con acabado de pintura, para lograr una perfecta integración con la superficie de instalación.

DE

– Wegeleuchte in verschiedenen Formen mit lackierbarem Gipsrahmen für das perfekte Einfügen der Leuchte in die Installationsoberfläche.


FR

– Applique chemin lumineux de différentes formes, avec cadre en plâtre et laquage possible pour une parfaite intégration avec la surface d'installation.

PY

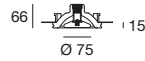
– Сигнальный светильник разных форм, с рамой из гипса (с возможностью окраски) для абсолютной интеграции с установочной поверхностью.





GYPSUM_WR3

powerLED 1 W | CRI 80



TYPE	CODE	COLOUR
<input type="checkbox"/> WHITE	60811W00	3000 K 130 lm
<input type="checkbox"/> WHITE	60811N00	4000 K 140 lm

ELECTRONICS



89144 | ON/OFF Driver (1-2 art.)



89145 | ON/OFF Driver (3-6 art.)



99115 | 1-10V / PUSH (1-15 art.)



99344 | DALI / PUSH (1-15 art.)



ACCESSORIES



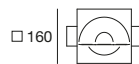
60830 | Shim (plasterboard 12,5 mm kit - 4 pieces)



60836 | Outer casing

GYPSUM_WRX

powerLED 1 W | CRI 80



TYPE	CODE	COLOUR
<input type="checkbox"/> WHITE	60910W00	3000 K 130 lm
<input type="checkbox"/> WHITE	60910N00	4000 K 140 lm

ELECTRONICS



89144 | ON/OFF Driver (1-2 art.)



89145 | ON/OFF Driver (3-6 art.)



99115 | 1-10V / PUSH (1-15 art.)



99344 | DALI / PUSH (1-15 art.)



ACCESSORIES



60830 | Shim (plasterboard 12,5 mm kit - 4 pieces)

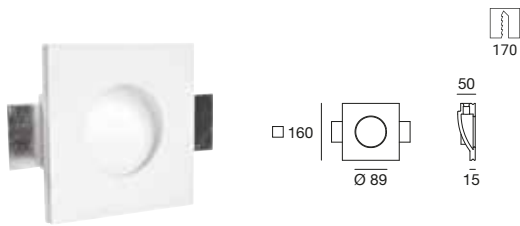


60837 | Outer casing



GYPSUM_WR1

powerLED 1 W | CRI 80



TYPE	CODE	COLOUR
<input type="checkbox"/> WHITE	60813W00	3000 K 130 lm
<input type="checkbox"/> WHITE	60813N00	4000 K 140 lm

ELECTRONICS

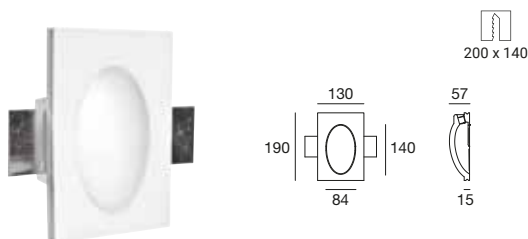
	89144 ON/OFF Driver (1-2 art.)	
	89145 ON/OFF Driver (3-6 art.)	
	99115 1-10V /PUSH (1-15 art.)	
	99344 DALI /PUSH (1-15 art.)	

ACCESSORIES

	60830 Shim (plasterboard 12,5 mm kit - 4 pieces)
	60837 Outer casing

GYPSUM_WR2

powerLED 1 W | CRI 80



TYPE	CODE	COLOUR
<input type="checkbox"/> WHITE	60815W00	3000 K 130 lm
<input type="checkbox"/> WHITE	60815N00	4000 K 140 lm

ELECTRONICS

	89144 ON/OFF Driver (1-2 art.)	
	89145 ON/OFF Driver (3-6 art.)	
	99115 1-10V /PUSH (1-15 art.)	
	99344 DALI /PUSH (1-15 art.)	

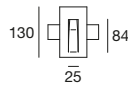
ACCESSORIES

	60830 Shim (plasterboard 12,5 mm kit - 4 pieces)
	60838 Outer casing



GYPSUM_WF1

powerLED 1 W | CRI 80



TYPE

WHITE

CODE

60920W70

COLOUR

3000 K
130 lm

WHITE

60920N70

4000 K
140 lm

ELECTRONICS



89144 | ON/OFF Driver (1-2 art.)



89145 | ON/OFF Driver (3-6 art.)



99115 | 1-10V /PUSH (1-15 art.)



99344 | DALI /PUSH (1-15 art.)



ACCESSORIES



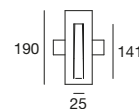
60830 | Shim (plasterboard 12,5 mm kit - 4 pieces)



61270 | Outer casing

GYPSUM_WF2

powerLED 1 W | CRI 80



TYPE

WHITE

CODE

60930W70

COLOUR

3000 K
130 lm

WHITE

60930N70

4000 K
140 lm

ELECTRONICS



89144 | ON/OFF Driver (1-2 art.)



89145 | ON/OFF Driver (3-6 art.)



99115 | 1-10V /PUSH (1-15 art.)



99344 | DALI /PUSH (1-15 art.)



ACCESSORIES

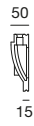
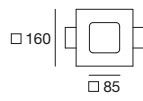


60830 | Shim (plasterboard 12,5 mm kit - 4 pieces)



61280 | Outer casing





TYPE	CODE	COLOUR
☐ WHITE	60814W00	3000 K 130 lm
☐ WHITE	60814N00	4000 K 140 lm

ELECTRONICS



89144 | ON/OFF Driver (1-2 art.)



89145 | ON/OFF Driver (3-6 art.)



99115 | 1-10V /PUSH (1-15 art.)



99344 | DALI /PUSH (1-15 art.)



ACCESSORIES



60830 | Shim (plasterboard 12,5 mm kit - 4 pieces)



60837 | Outer casing

GYPSUM PATHMARKER

DRIVER ON BOARD



IT

– Luce segnapasso di varie forme, con cornice in gesso verniciabile per una perfetta integrazione con la superficie d'installazione. Driver incluso.

EN

– Path marker lights of various shapes, with paintable plaster frame for seamless integration with installation surface. Driver included.

ES

– Luz para balizamiento de varias formas, con marco de yeso, con acabado de pintura, para lograr una perfecta integración con la superficie de instalación. Controlador incluido.

DE

– Wegeleuchte in verschiedenen Formen mit lackierbarem Gipsrahmen für das perfekte Einfügen der Leuchte in die Installationsoberfläche. Driver inbegriffen.

FR

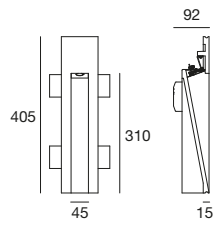
– Applique chemin lumineux de différentes formes, avec cadre en plâtre et laquage possible pour une parfaite intégration avec la surface d'installation. Driver inclus.

PY

– Сигнальный светильник разных форм, с рамой из гипса (с возможностью окраски) для абсолютной интеграции с установочной поверхностью. Привод в комплекте.

GYPSUM_WF3 DRIVER INCLUDED

powerLED 2 W | 220-240 V | CRI 80



TYPE	CODE	COLOUR
<input type="checkbox"/> WHITE	60680W70	3000 K 170 lm
<input type="checkbox"/> WHITE	60680N70	4000 K 180 lm

ACCESSORIES



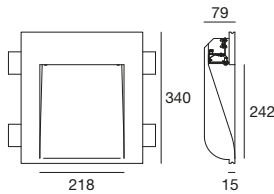
60830 | Shim (plasterboard 12,5 mm kit - 4 pieces)



64180 | Outer casing

GYPSUM_WF4 DRIVER INCLUDED

powerLED 8 W | 220-240 V | CRI 80



TYPE	CODE	COLOUR
<input type="checkbox"/> WHITE	61390W00	3000 K 576 lm
<input type="checkbox"/> WHITE	61390N00	4000 K 720 lm


ACCESSORIES



60830 | Shim (plasterboard 12,5 mm kit - 4 pieces)



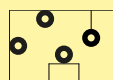
61290 | Outer casing



SINFONIA SYSTEM

SPIDER CONFIGURATION
SNAKE CONFIGURATION
SPIDER + SNAKE

DIMMABLE



SINGLE INSTALLATION
p. 314

IT

– Sistema luce radiale e lineare composto da sospensioni e plafoni. Finiture in alluminio verniciato bianco o nero, cromo lucido e oro spazzolato. Diffusori in polimetilmetacrilato satinato o extrachiaro parzialmente sabbato.

EN

– Radial and linear light system made up of suspensions and surface-mounted fixtures. Finish in white or black painted aluminium, polished chromium and brushed gold. Diffusers in satin-finish or extra-clear partly sandblasted polymethylmethacrylate.

ES

– Sistema de luz radial y lineal compuesto lámparas colgantes y plafones. Acabados en aluminio pintado en blanco o negro, cromo pulido y oro cepillado. Difusores de polimetilmetacrilato satinado o extraclaro parcialmente arenado.

DE

– Radiales und lineares Lichtsystem, bestehend aus Pendel- und Deckenleuchten. Ausführungen aus weiß oder schwarz lackiertem Aluminium, poliertem Chrom oder goldfarben gebürstet. Diffusoren aus Polymethylmethacrylat satiniertem oder extra-hellem teilweise sandgestrahlt.

FR

– Système d'éclairage radial et linéaire composé de suspensions et de plafonniers. Finitions en aluminium vernis blanc et noir, chromées brillantes et dorées brossées. Diffuseurs en polyméthacrylate de méthyle satiné ou extraclair en partie sablé.

PY

– Система радиального и линейного света, состоящая из подвесных и потолочных светильников. Отделка из окрашенного в белый или черный цвет алюминия, хромированная блестящая или золотистая брашированная отделка. Диффузоры из сатинового или особо прозрачного полиметилметакрилата, подвергнутого пескоструйной обработке.









Il sistema Sinfonia include lampade di forme, dimensioni e finiture diverse, progettate per integrarsi all'interno di composizioni SPIDER (radiali), SNAKE (lineari) oppure miste. Si combinano i diversi elementi come "note" di uno spartito, per una "sinfonia" di luce che emoziona e diviene protagonista dell'ambiente.

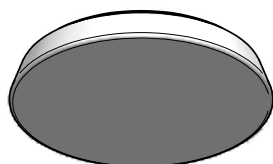
The Sinfonia system includes lamps of different shapes, sizes and finishes, designed to integrate without SPIDER (radial), SNAKE (linear) or mixed compositions. The different elements are combined as "notes" on sheet music, for a "symphony" of light that thrills and becomes a protagonist of the environment.

El sistema Sinfonia incluye lámparas de diferentes formas, tamaños y acabados, diseñadas para integrarse en composiciones SPIDER (radiales), SNAKE (lineales) o mixtas. Los diferentes elementos se combinan como "notas" de una partitura, para una "sinfonía" de luz que emociona y se convierte en protagonista del ambiente.

Das Sinfonia-System enthält unterschiedliche Lampenformen, Größen und Ausführungen, die für die Integration in SPIDER- (radial); SNAKE- (linear) oder gemischten Kompositionen entworfen wurden. Die verschiedenen Elemente des Systems sind wie die „Noten“ einer Partitur für eine „Lichtsinfonie“ kombiniert, die Emotionen hervorruft und zum Protagonisten im Ambiente wird.

Le système Sinfonia se constitue d'éclairages de formes et de dimensions différentes, disponibles dans une large variété de finitions, spécialement conçus pour s'intégrer à l'intérieur des compositions SPIDER (radiales), SNAKE (linéaires) ou mixtes. Et comme une véritable symphonie, chaque élément peut se combiner à un autre, créant des notes de lumière capables d'éveiller et de devenir la principale mélodie dans l'air.

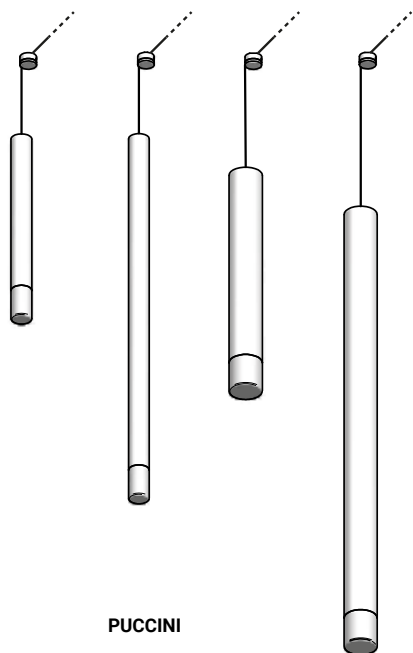
Система Sinfonia включает светильники различных форм, размеров и отделки, спроектированных для интеграции в композиции типа SPIDER (радиальные), SNAKE (линейные) или смешанного типа. Различные элементы сочетаются друг с другом как «ноты» в партитуре для симфонии света, пробуждающей эмоции и становящейся главным действующим лицом пространства.



MASTER CANOPY

SLAVE
CANOPYCONNECTION
CABLE

only for snake system



PUCCINI




ROSSINI_S



ROSSINI_P



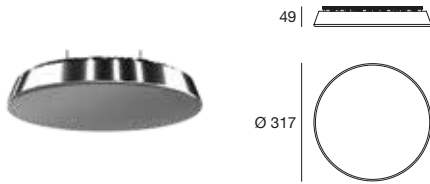
VERDI



VIVALDI

MASTER CANOPY for SPIDER AND SNAKE SYSTEM

IN 220-240 V / **OUT1** - 350 mA C.C. / **OUT2** - 24V C.V.

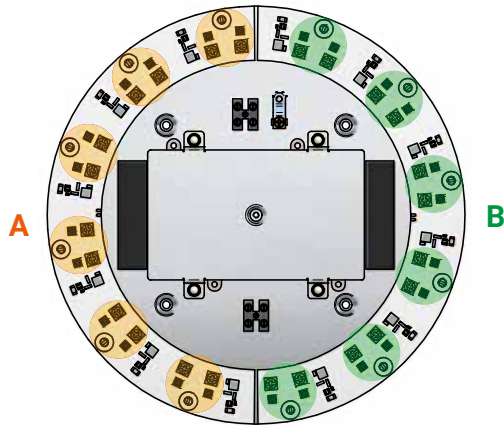


TYPE

- WHITE
- BLACK
- CHROME
- GOLD

CODE

- KIT0090**
- KIT0091**
- KIT0092**
- KIT0094**



Section A

6 uscite disponibili / MAX 6 art. in totale per l'intera sezione A
6 output slots / MAX 6 art. TOT for section A

Section B

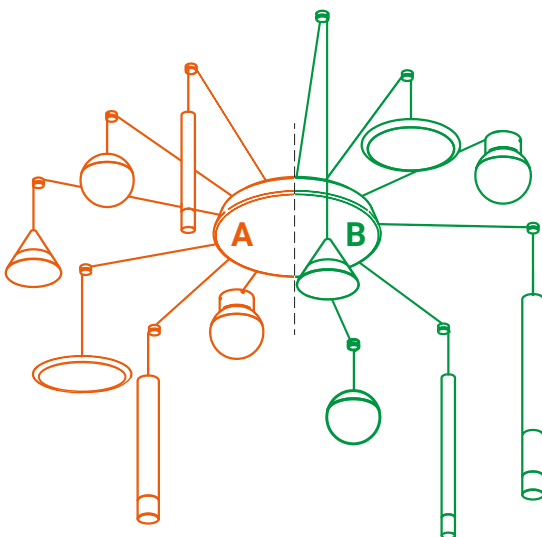
6 uscite disponibili / MAX 6 art. in totale per l'intera sezione B
6 output slots / MAX 6 art. TOT for section B

MAX 12 art. per rosone MASTER (A+B)
MAX 12 art. for MASTER canopy (A+B)

A+B Unica accensione dimmerabile
A+B Single dimmer light switch

SPIDER SYSTEM / composition

Configuration example



1 x Rosone master + MAX 12 art. (6+6)
1 x Master canopy + MAX 12 art. (6+6)

+

Section A

MAX 1 art. per ogni uscita
MAX 1 art. for each slot

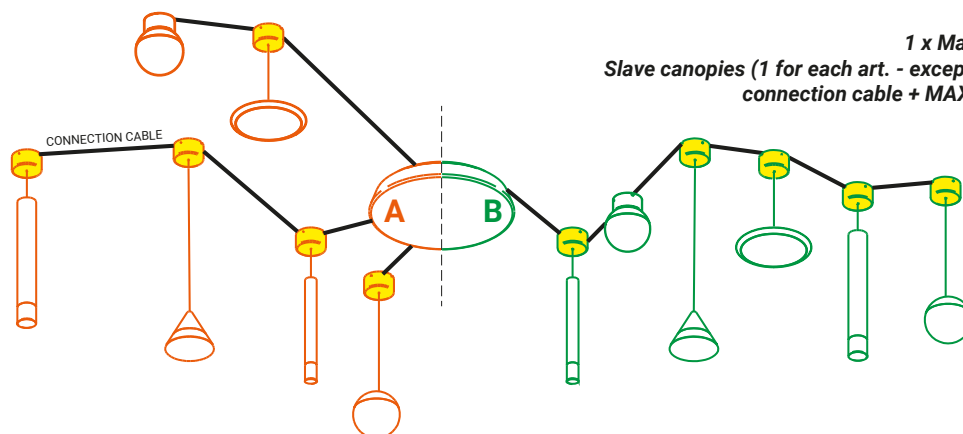
+

Section B

MAX 1 art. per ogni uscita
MAX 1 art. for each slot

1 x Rosone master +
 rosoni slave (1 per ogni art. - eccetto Rossini_S) +
 cavo di connessione + MAX 12 art. (6+6)

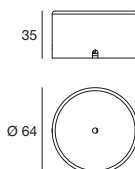
1 x Master canopy +
 Slave canopies (1 for each art. - except Rossini_S) +
 connection cable + MAX 12 art. (6+6)



Section A
 Da 1 a 6 art. per linea
 MAX 6 art. in totale per l'intera sezione A
 From 1 to 6 art. per line / MAX 6 art. TOT for section A

Section B
 Da 1 a 6 art. per linea
 MAX 6 art. in totale per l'intera sezione B
 From 1 to 6 art. per line / MAX 6 art. TOT for section B

SLAVE CANOPY



TYPE

CODE

WHITE	KIT0100
BLACK	KIT0101
CHROME	KIT0102
GOLD	KIT0104

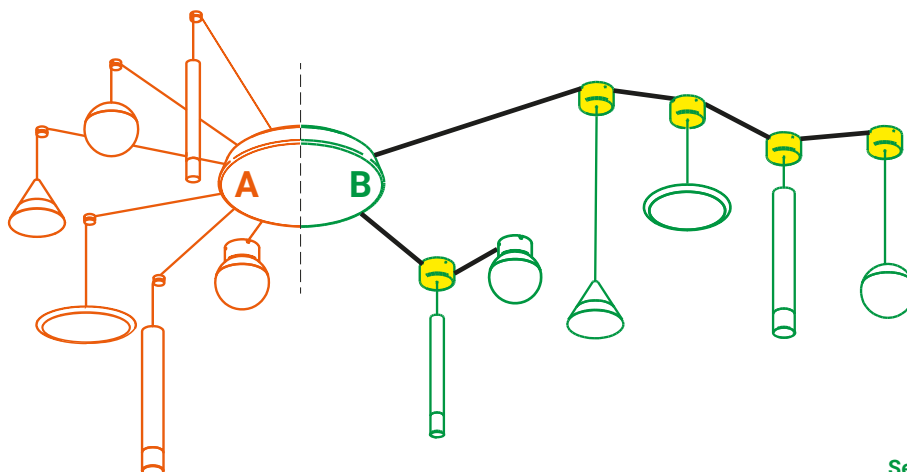
CONNECTION CABLE



TYPE

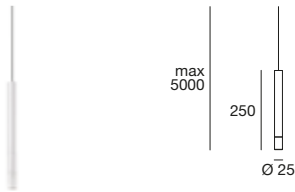
CODE

BLACK	KIT0106
-------	---------



Section A / SPIDER
 MAX 1 art. per ogni uscita
 MAX 1 art. for each slot

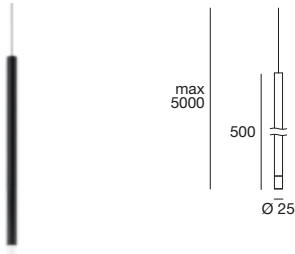
Section B / SNAKE
 Da 1 a 6 art. per linea
 MAX 6 art. in totale per l'intera sezione B
 From 1 to 6 art. per line / MAX 6 art. TOT for section B



TYPE	CODE	COLOUR
WHITE	9505	3000 K
BLACK	9506	230 lm
CHROME	9507	
GOLD	9509	



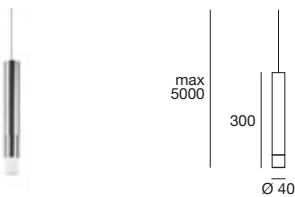
Included



TYPE	CODE	COLOUR
WHITE	9510	3000 K
BLACK	9511	230 lm
CHROME	9512	
GOLD	9514	



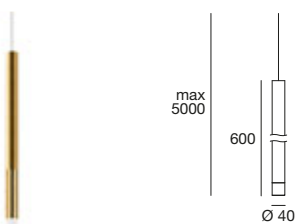
Included



TYPE	CODE	COLOUR
WHITE	9515	3000 K
BLACK	9516	450 lm
CHROME	9517	
GOLD	9519	



Included



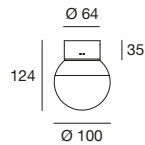
TYPE	CODE	COLOUR
WHITE	9520	3000 K
BLACK	9521	450 lm
CHROME	9522	
GOLD	9524	



Included

SINFONIA SYSTEM / ROSSINI_S

topLED 6 W | IN 350 mA C.C. | CRI 80



TYPE

- WHITE
- BLACK
- CHROME
- GOLD

CODE

- 9215**
- 9216**
- 9217**
- 9219**

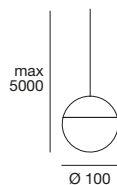
COLOUR

- 3000 K
- 900 lm



SINFONIA SYSTEM / ROSSINI_P

topLED 6 W | IN 350 mA C.C. | CRI 80



TYPE

- WHITE
- BLACK
- CHROME
- GOLD

CODE

- 9490**
- 9491**
- 9492**
- 9494**

COLOUR

- 3000 K
- 900 lm

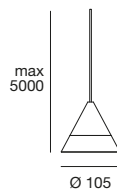


Included



SINFONIA SYSTEM / VERDI

topLED 6 W | IN 350 mA C.C. | CRI 80



TYPE

- WHITE
- BLACK
- CHROME
- GOLD

CODE

- 9495**
- 9496**
- 9497**
- 9499**

COLOUR

- 3000 K
- 900 lm

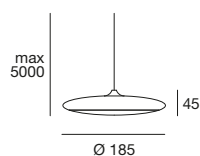


Included



SINFONIA SYSTEM / VIVALDI

topLED 6 W | IN 350 mA C.C. | CRI 80



TYPE

- WHITE
- BLACK
- CHROME
- GOLD

CODE

- 9500**
- 9501**
- 9502**
- 9504**

COLOUR

- 3000 K
- 600 lm



Included



MONO SYSTEM

NEW POLO



IT

– Cavo a due conduttori in alluminio o rame + sostegno in acciaio, posto in tensione tra due pareti. I corpi illuminanti vengono posizionati lungo il cavo tramite apposita estremità di fissaggio.

EN

– Two-conductor aluminium or copper cable + steel support, mounted wall to wall. The lighting fixtures are placed along the cable and anchored through a special fixing system.

ES

– Cable de dos conductores de aluminio o cobre + soporte de acero, tensado entre dos paredes. Los cuerpos de iluminación se sitúan en el cable mediante los extremos correspondientes de fijación.

DE


– Seil mit zwei Leitern aus Aluminium oder Kupfer + Halterung aus Stahl, das zwei Wänden gespannt wird. Die Leuchten werden mit den dafür vorgesehenen Befestigungen am Seil positioniert.

FR

– Câble à deux conducteurs en aluminium ou cuivre + soutien en acier, mis en tension entre deux parois. Les corps lumineux sont positionnés le long du câble au moyen de l'extrémité de fixation prévue.

PY

– Трос с двумя проводниками из алюминия или меди+ опора из стали, устанавливается путем натяжения между двумя стенами. Светильники закрепляются вдоль троса при помощи расположенного на конце крепления.







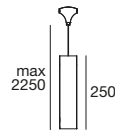






BATON-C_1

arrayLED 8 W | 220-240 V | CRI 80



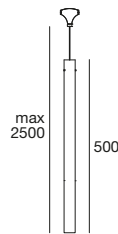
Ø 60



TYPE	CODE	COLOUR
<input type="checkbox"/> WHITE / BLACK	64652W70	3000 K
<input type="checkbox"/> WHITE / GOLD	64653W70	988 lm

BATON-C_2

arrayLED 3 W | 220-240 V | CRI 80



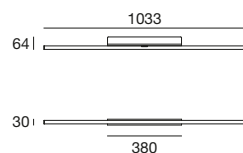
Ø 321



TYPE	CODE	COLOUR
<input type="checkbox"/> WHITE / BLACK	64656W50	3000 K
<input type="checkbox"/> WHITE / GOLD	64657W50	325 lm

CIRCULAR-C

topLED 17 W | 220-240 V | CRI 80



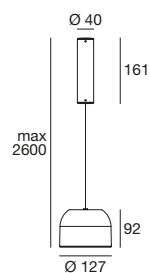
350°



TYPE	CODE	COLOUR
<input type="checkbox"/> WHITE	8445	3000 K
<input type="checkbox"/> GREY	8446	2191 lm

OUTLOOK-C

arrayLED 11 W | 220-240 V | CRI 80



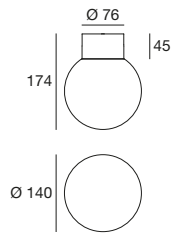
TYPE	CODE	COLOUR
<input type="checkbox"/> WHITE	8422	3000 K 1162 lm



Included

OH!-C1

topLED 6 W | 220-240 V | CRI 80



TYPE

- WHITE
- GREY

CODE

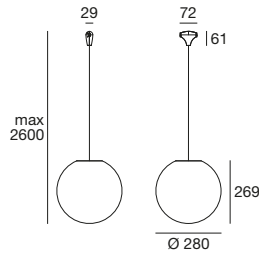
- 10115**
- 10116**

COLOUR

- 3000 K
- 727 lm

OH!-C2_280

topLED 8 W | 220-240 V | CRI 90



TYPE

- WHITE



Included

CODE

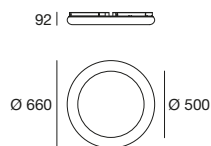
- 12140**

COLOUR

- 3000 K
- 1002 lm

POLO-C_660

topLED 31 W | 220-240 V | CRI 80



TYPE

- WHITE

CODE

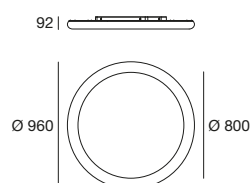
- 9166**

COLOUR

- 3000 K
- 3650 lm

POLO-C_960

topLED 31 W | 220-240 V | CRI 80



TYPE

- WHITE

CODE

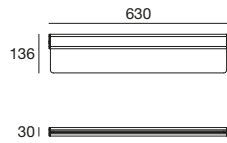
- 9167**

COLOUR

- 3000 K
- 6080 lm

TRIX-C

topLED 19 W | 220-240 V | CRI 80



TYPE

- WHITE
- GREY

CODE

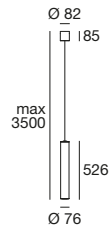
8429
8430

COLOUR

3000 K
2050 lm

TU-V-C

topLED 20 W | 220-240 V | CRI 90



TYPE

- WHITE



Included

CODE

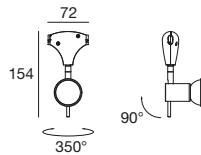
8650

COLOUR

3000 K
2331 lm

ANDROMEDA-C_1

GU10 | 220-240 V



TYPE

- WHITE
- CHROME
- NICKEL
- RUST

CODE

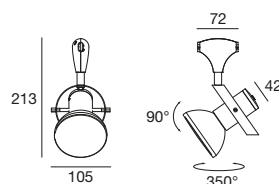
TR4304-4R
TR4304-3
TR4304-48
TR4304-9

SOURCE

1x42 W Max
Halogen
(LED Bulbs
compatible)

ANDROMEDA-C_2

E27 | 220-240 V



TYPE

- CHROME
- NICKEL
- RUST

CODE

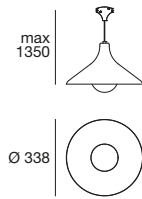
TR4303-3
TR4303-48
TR4303-9

SOURCE

1x77 W Max
Halogen PAR30
(LED Bulbs
compatible)

BELL-C

E27 | 220-240 V



TYPE

■ RUST

CODE

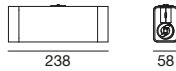
TR4317-9

SOURCE

1x20 W
Fluorescent
(LED Bulbs
compatible)

ORION-C_1

G9 | 220-240 V



TYPE

□ WHITE /
TRANSP. GLASS

CODE

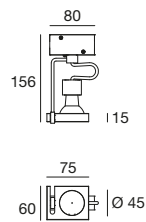
59754

SOURCE

2x33 W Max
Halogen
(LED Bulbs
compatible)

ORION-C_2

GU10 | 220-240 V



TYPE

□ WHITE
■ GREY

CODE

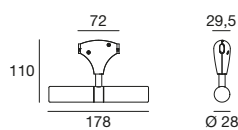
59744
59745

SOURCE

1x42 W Max
Halogen
(LED Bulbs
compatible)

TEK-C_1

G9 | 220-240 V



TYPE

■ CHROME
■ NICKEL
■ RUST

CODE

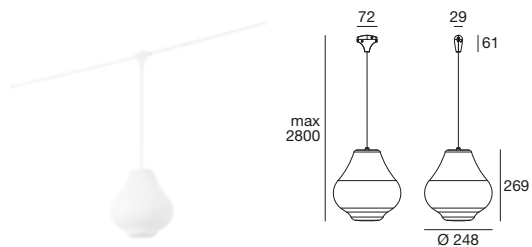
TR4302-3
TR4302-48
TR4302-9

SOURCE

2x33 W Max
Halogen
(LED Bulbs
compatible)

SISTERS-C_248

E27 | 220-240 V



TYPE

WHITE



Included

CODE

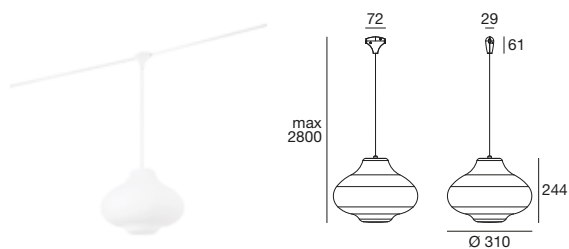
8653

SOURCE

1x46 W Max
Halogen
(LED Bulbs
compatible)

SISTERS-C_310

E27 | 220-240 V



TYPE

WHITE



Included

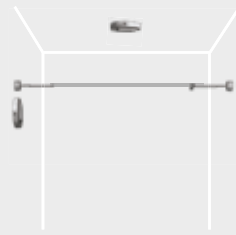
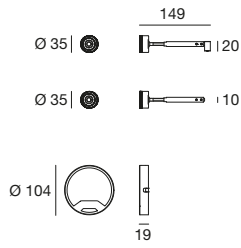
CODE

8656

SOURCE

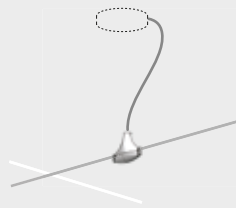
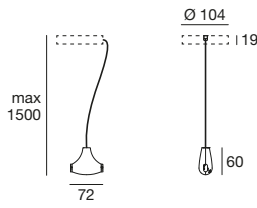
1x46 W Max
Halogen
(LED Bulbs
compatible)

FASTENING KIT WALL AND CEILING



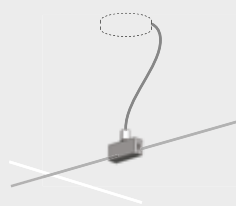
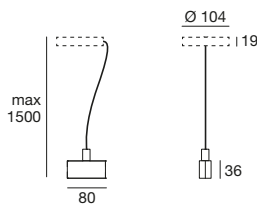
TYPE	CODE
WHITE	TR4111-4
GREY	TR4111-5
RUST	TR4111-9
CHROME	TR4111-3
NICKEL	TR4111-8

POWER SUPPLY KIT



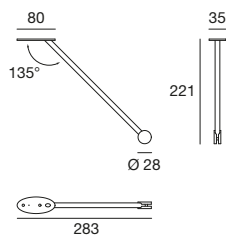
TYPE	L (mm)	CODE
WHITE	1500	8706
RUST	1500	8707
CHROME	1500	8708
CHAMP. / NICKEL	1500	8709

POWER SUPPLY KIT



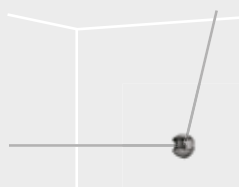
TYPE	L (mm)	CODE
WHITE	1500	8711
GREY	1500	8712

SPACER



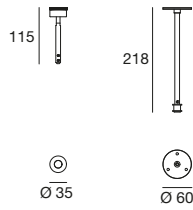
TYPE	CODE
WHITE	TR4114-4
GREY	TR4114-5
RUST	TR4114-9
CHROME	TR4114-3
NICKEL	TR4114-8

WALL SWITCH KIT




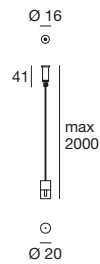
TYPE	CODE
CHROME	TR4120-3
NICKEL	TR4120-8

CEILING SWITCH KIT



TYPE	L (mm)	CODE
WHITE	1500	TR4117-4R
GREY	1500	TR4117-5
RUST	1500	TR4117-9
CHROME	1500	TR4117-3
NICKEL	1500	TR4117-8

SUPPORTING KIT



TYPE	L (mm)	CODE
WHITE	2000	TR4119-4
GREY	2000	TR4119-5
RUST	2000	TR4119-9
CHROME	2000	TR4119-3
NICKEL	2000	TR4119-4B

CABLE

Supporting cable and two conductors, section 2x1,5 mm².



L (mm)	CODE
1000	TR4151
5000	TR4151-5
10000	TR4151-10
15000	TR4151-15
20000	TR4151-20
25000	TR4151-25
30000	TR4151-30
50000	TR4151-50

COPPER CABLE

Supporting cable and two copper conductors, section 2x1,5 mm².



L (mm)	CODE
1000	TR4152
5000	TR4152-5
10000	TR4152-10
15000	TR4152-15
20000	TR4152-20
25000	TR4152-25
30000	TR4152-30
50000	TR4152-50

150 SYSTEM



IT

– Cavo a due conduttori in alluminio o rame + sostegno in acciaio. Due cavi, paralleli, sono posti in tensione tra due pareti a 150 millimetri di distanza l'uno dall'altro. I corpi illuminanti vengono posizionati lungo il cavo tramite apposita estremità di fissaggio.

EN

– Two-conductor aluminium or copper cable + steel support. Two parallel cables mounted wall to wall separated by 150 mm. The lighting fixtures are placed along the cable and anchored by means of a special fixing system.

ES

– Cable de dos conductores de aluminio o cobre + soporte de acero. Dos cables, paralelos, tensados entre dos paredes a 150 milímetros de distancia entre sí. Los cuerpos de iluminación se sitúan en el cable mediante los extremos correspondientes de fijación.

DE

– Seil mit zwei Leitern aus Aluminium oder Kupfer + Halterung aus Stahl. Zwei parallele Seile werden im Abstand von 150 mm zwischen zwei Wänden gespannt. Die Leuchten werden mit den dafür vorgesehenen Befestigungen an den Seilen positioniert.

FR

– Câble à deux conducteurs en aluminium ou cuivre + soutien en acier. Deux câbles, parallèles, sont mis en tension entre deux parois à une distance de 150 millimètres l'un de l'autre. Les corps lumineux sont positionnés le long du câble au moyen de l'extrémité de fixation prévue.

PY

– Трос с двумя проводниками из алюминия или меди, опора из стали. Два параллельных троса натягиваются между двумя стенами на расстоянии 150 мм один от другого. Светильники закрепляются вдоль троса при помощи расположенного на конце крепления.





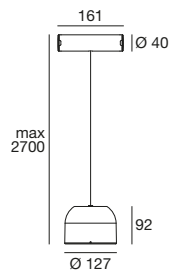






OUTLOOK-C15

topLED 11 W | 220-240 V | CRI 80



TYPE

WHITE



Included

CODE

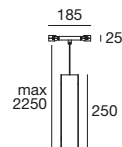
8423

COLOUR

3000 K
1162 lm

BATON-C15_1

arrayLED 8 W | 220-240 V | CRI80



Ø 60 |

TYPE

WHITE / BLACK **64654W70**

WHITE / GOLD **64655W70**

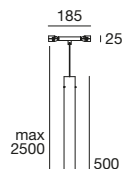
CODE

COLOUR

3000 K
988 lm

BATON-C15_2

arrayLED 3 W | 220-240 V | CRI80



Ø 32 |

TYPE

WHITE / BLACK **64658W50**

WHITE / GOLD **64659W50**

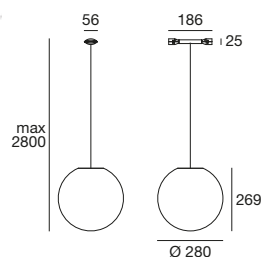
CODE

COLOUR

3000 K
325 lm

OH!-C15_280

topLED 8 W | 220-240 V | CRI 90



TYPE

WHITE



Included

CODE

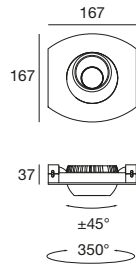
12141

COLOUR

3000 K
1002 lm

SELF-C15_RJ

arrayLED 10 W | 220-240 V | CRI 80



TYPE

- WHITE
- GREY

CODE

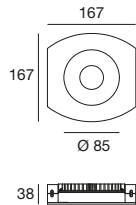
- 64732W50**
- 64710W50**

COLOUR

- 3000 K
- 777 lm

SELF-C15_R

topLED 14 W | 220-240 V | CRI 80



TYPE

- WHITE
- GREY

CODE

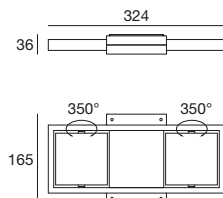
- 64731W00**
- 64709W00**

COLOUR

- 3000 K
- 1313 lm

TABLET-C15

topLED 20 W | 220-240 V | CRI 80



TYPE

- WHITE
- GREY

CODE

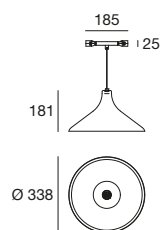
- 8435**
- 8436**

COLOUR

- 3000 K
- 1877 lm

BELL-C15

E27 | 220-240 V



TYPE

- RUST

CODE

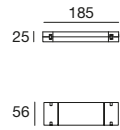
- TR4217-9**

SOURCE




- 1x20 W Max
Fluorescent
(LED Bulbs
compatible)

HALLEY-C15_1

R7s | 220-240 V



TYPE

-  CHROME
-  NICKEL
-  RUST

CODE

- TR4200-3**
- TR4200-48**
- TR4200-9**

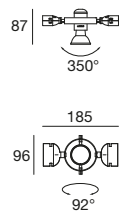
SOURCE

1x80 W Max
Halogen 78 mm




(LED Bulbs compatible)

HALLEY-C15_J1

GU10 | 220-240 V



TYPE

-  CHROME
-  NICKEL
-  RUST

CODE

- TR4201-3**
- TR4201-48**
- TR4201-9**

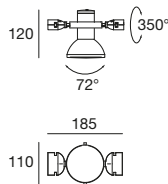
SOURCE

1x42 W Max
Halogen




(LED Bulbs compatible)

HALLEY-C15_J2

E27 | 220-240 V



TYPE

-  CHROME
-  NICKEL
-  RUST

CODE

- TR4202-3**
- TR4202-48**
- TR4202-9**

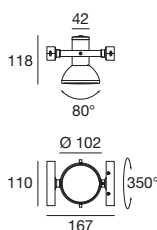
SOURCE

1x77 W Max
Halogen PAR30

(LED Bulbs compatible)

ORION-C15_J

E27 | 220-240 V



TYPE

-  WHITE
-  GREY

CODE

- 59114**
- 59115**

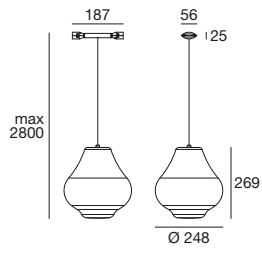
SOURCE

1x77 W
Halogen PAR30

(LED Bulbs compatible)

SISTERS-C15_248

E27 | 220-240 V



TYPE

WHITE



Included

CODE

8654

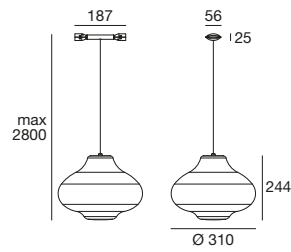
SOURCE

1x46 W Max
Halogen
(LED Bulbs
compatible)



SISTERS-C15_310

E27 | 220-240 V



TYPE

WHITE



Included

CODE


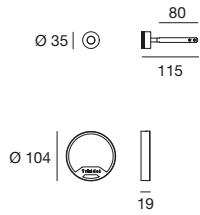
8657

SOURCE

1x46 W Max
Halogen
(LED Bulbs
compatible)

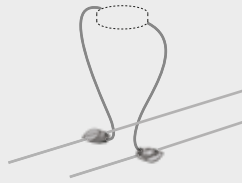
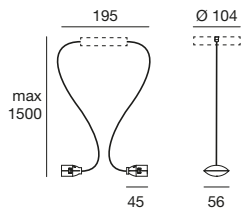


FASTENING KIT WALL AND CEILING



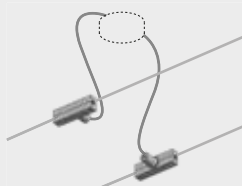
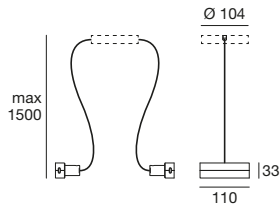
TYPE	CODE
WHITE	TR4109-4
GREY	TR4109-5
RUST	TR4109-9
CHROME	TR4109-3
NICKEL	TR4109-8

POWER SUPPLY KIT



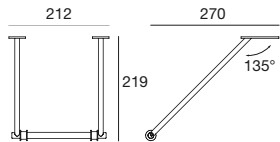
TYPE	L (mm)	CODE
RUST	1500	8718
CHROME	1500	8716
NICKEL	1500	8717

POWER SUPPLY KIT



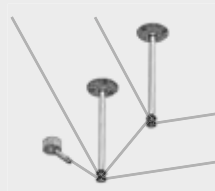
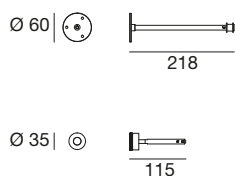
TYPE	L (mm)	CODE
WHITE	1500	8721
GREY	1500	8722

SPACER



TYPE	CODE
WHITE	TR4113-4
GREY	TR4113-5
RUST	TR4113-9
CHROME	TR4113-3
NICKEL	TR4113-8

CEILING SWITCH KIT




TYPE	L (mm)	CODE
WHITE	1500	TR4121-4R
GREY	1500	TR4121-5
RUST	1500	TR4121-9
CHROME	1500	TR4121-3
NICKEL	1500	TR4121-8

CEILING-WALL SWITCH KIT




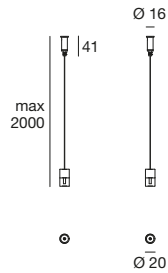
TYPE	L (mm)	CODE
CHROME	1500	TR4124-3
NICKEL	1500	TR4124-8

WALL SWITCH KIT



TYPE	L (mm)	CODE
CHROME	1500	TR4104-3
NICKEL	1500	TR4104-8

SUPPORT KIT



TYPE	L (mm)	CODE
WHITE	2000	TR4103-4
GREY	2000	TR4103-5
RUST	2000	TR4103-9
CHROME	2000	TR4103-3
NICKEL	2000	TR4103-48

CABLE

Supporting cable and two conductors, section 2x1,5 mm².



L (mm)	CODE
1000	TR4151
5000	TR4151-5
10000	TR4151-10
15000	TR4151-15
20000	TR4151-20
25000	TR4151-25
30000	TR4151-30
50000	TR4151-50

COPPER CABLE

Supporting cable and two copper conductors, section 2x1,5 mm².



L (mm)	CODE
1000	TR4152
5000	TR4152-5
10000	TR4152-10
15000	TR4152-15
20000	TR4152-20
25000	TR4152-25
30000	TR4152-30
50000	TR4152-50

300 SYSTEM

NEW POLO



IT

– Cavo a due conduttori in alluminio o rame + sostegno in acciaio. Due cavi, paralleli, sono posti in tensione tra due pareti a 300 millimetri di distanza l'uno dall'altro. I corpi illuminanti vengono posizionati lungo i cavi tramite apposita estremità di fissaggio.

EN

– Two-conductor aluminium or copper cable + steel support. Two parallel cables mounted wall to wall separated by 300 mm. The lighting fixtures are placed along the cables and anchored by means of a special fixing system.

ES

– Cable de dos conductores de aluminio o cobre + soporte de acero. Dos cables, paralelos, tensados entre dos paredes a 300 milímetros de distancia entre sí. Los cuerpos de iluminación se sitúan en los cables mediante los extremos correspondientes de fijación.

DE


– Seil mit zwei Leitern aus Aluminium oder Kupfer + Halterung aus Stahl. Zwei parallele Seile werden im Abstand von 300 mm zwischen zwei Wänden gespannt. Die Leuchten werden mit den dafür vorgesehenen Befestigungen an den Seilen positioniert.

FR

– Câble à deux conducteurs en aluminium ou cuivre + soutien en acier. Deux câbles, parallèles, sont mis en tension entre deux parois à une distance de 300 millimètres l'un de l'autre. Les corps lumineux sont positionnés le long du câble au moyen de l'extrémité de fixation prévue.

PY

– Трос с двумя проводниками из алюминия или меди, опора из стали. Два параллельных троса натягиваются между двумя стенами на расстоянии 300 мм один от другого. Светильники закрепляются вдоль тросов при помощи расположенного на конце крепления.



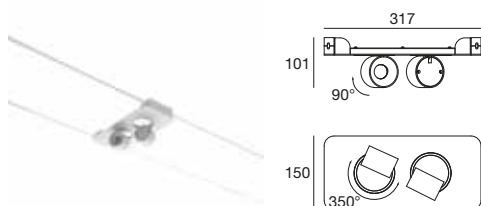






BEEBO-C30

topLED 18 W | 220-240 V | CRI 80



TYPE

- WHITE
- GREY

CODE

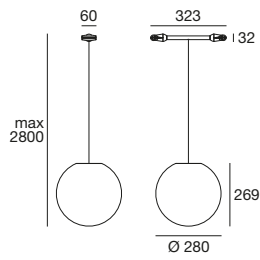
- 8442**
- 8443**

COLOUR

- 3000 K
- 2324 lm

OH!-C30_280

topLED 8 W | 220-240 V | CRI 80



TYPE

WHITE



Included

CODE

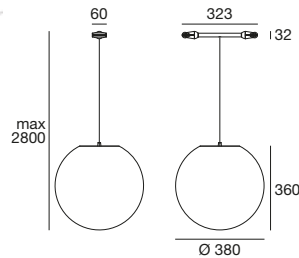
12142

COLOUR

3000 K
1002 lm

OH!-C30_380

topLED 18 W | 220-240 V | CRI 80



TYPE

WHITE



Included

CODE

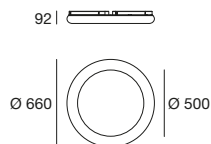
12145

COLOUR

3000 K
1893 lm

POLO-C_660

topLED 31 W | 220-240 V | CRI 80



TYPE

WHITE

CODE

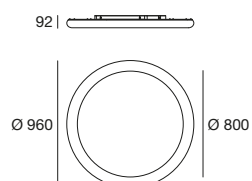
9166

COLOUR

3000 K
3650 lm

POLO-C_960

topLED 31 W | 220-240 V | CRI 80



TYPE

WHITE

CODE

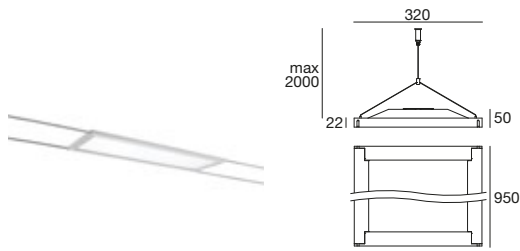
9167

COLOUR

3000 K
6080 lm

MATRIX-C30

topLED 52 W | 220-240 V | CRI 80



TYPE

- WHITE
- GREY

CODE

54284N00
54285N00

COLOUR

4000 K
5590 lm

TRIX-C30_1

topLED 21 W | 220-240 V | CRI 80



TYPE

- WHITE
- GREY

CODE

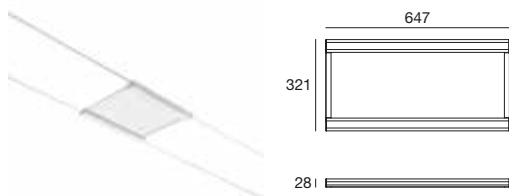
8425
8426

COLOUR

3000 K
2050 lm

TRIX-C30_2

topLED 42 W | 220-240 V | CRI 80



TYPE

- WHITE
- GREY

CODE

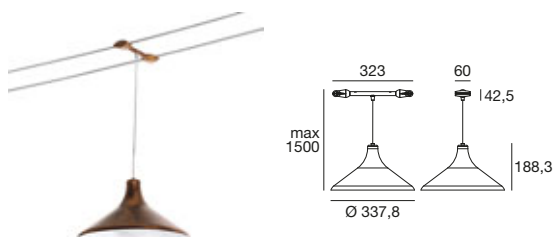
8427
8428

COLOUR

3000 K
4512 lm

BELL-C30

E27 | 220-240 V



TYPE

- RUST

CODE

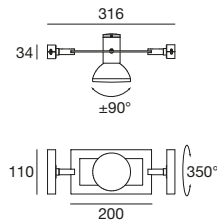
8736

SOURCE

1x23 W Max
Fluorescent
(LED Bulbs
compatible)

ORION-C30J

E27 | 220-240 V



TYPE

■ GREY

CODE

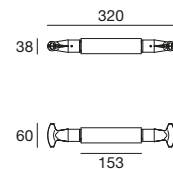
51545

SOURCE

1x77 W Max
Halogen PAR30
(LED Bulbs
compatible)

VEGA-C30_1

R7s | 220-240 V



TYPE

■ GREY

■ RUST

■ CHROME

■ NICKEL

CODE

TR4000-5

TR4000-9

TR4000-3

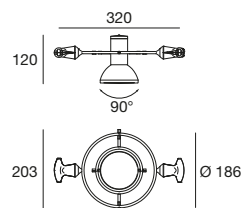
TR4000-48

SOURCE

1x200 W Max
Halogen 114 mm
(LED Bulbs
compatible)

VEGA-C30_2

E27 | 220-240 V



TYPE

■ GREY

■ CHROME

■ NICKEL

CODE

TR4014-5

TR4014-3

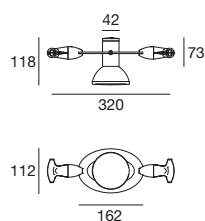
TR4014-48

SOURCE

1x77 W Max
Halogen PAR30
(LED Bulbs
compatible)

VEGA-C30_3

E27 | 220-240 V



TYPE

■ RUST


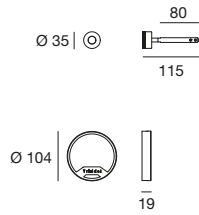
CODE

51456

SOURCE

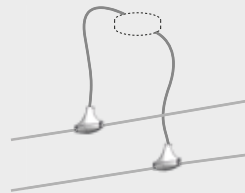
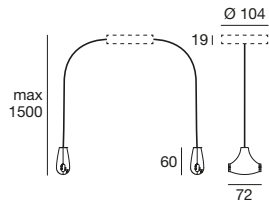
1x77 W Max
Halogen PAR30
(LED Bulbs
compatible)

FASTENING KIT WALL AND CEILING



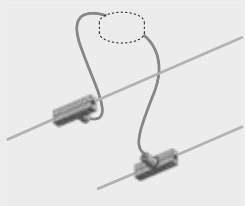
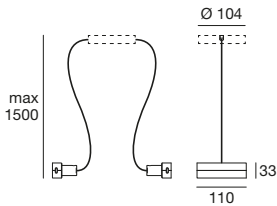
TYPE	CODE
WHITE	TR4109-4
GREY	TR4109-5
RUST	TR4109-9
CHROME	TR4109-3
NICKEL	TR4109-8

POWER SUPPLY KIT



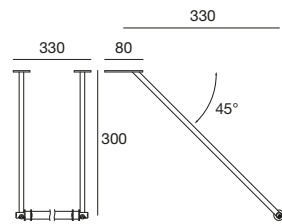
TYPE	L (mm)	CODE
GREY	1500	8729
RUST	1500	8728
CHROME	1500	8726
NICKEL	1500	8727

POWER SUPPLY KIT



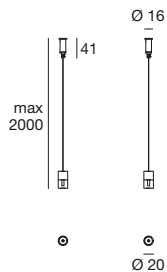
TYPE	L (mm)	CODE
WHITE	1500	8721
GREY	1500	8722

SPACER



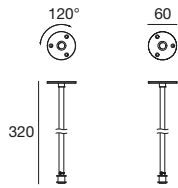
TYPE	CODE
WHITE	TR4101-4
GREY	TR4101-5
RUST	TR4101-9
CHROME	TR4101-3
NICKEL	TR4101-8

SUPPORT KIT



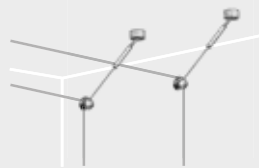
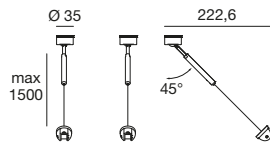
TYPE	L (mm)	CODE
WHITE	2000	TR4103-4
GREY	2000	TR4103-5
RUST	2000	TR4103-9
CHROME	2000	TR4103-3
NICKEL	2000	TR4103-8

CEILING SWITCH KIT



TYPE	L (mm)	CODE
WHITE	1500	TR4105-4R
GREY	1500	TR4105-5
RUST	1500	TR4105-9
CHROME	1500	TR4105-3
NICKEL	1500	TR4105-8

CEILING-WALL SWITCH KIT



TYPE	CODE
CHROME	TR4124-3
NICKEL	TR4124-8

WALL SWITCH KIT



TYPE	CODE
CHROME	TR4104-3
NICKEL	TR4104-8

CABLE

Supporting cable and two conductors, section 2x1,5 mm².



L (mm)	CODE
1000	TR4151
5000	TR4151-5
10000	TR4151-10
15000	TR4151-15
20000	TR4151-20
25000	TR4151-25
30000	TR4151-30
50000	TR4151-50

COPPER CABLE

Supporting cable and two copper conductors, section 2x1,5 mm².



L (mm)	CODE
1000	TR4152
5000	TR4152-5
10000	TR4152-10
15000	TR4152-15
20000	TR4152-20
25000	TR4152-25
30000	TR4152-30
50000	TR4152-50

O U T D

DOOR

BUTLER

ANTICORROSION CATAPHORESIS TREATMENT



IT

– Piantana in metallo verniciato nero con diffusore sferico in polietilene lineare bianco. Dotata di vassoio estraibile e gancio porta borsa.

EN

– Floor lamp in black painted metal with spherical diffuser in white linear polyethylene. Fitted with removable tray and bag hook.

ES

– Lámpara de pie de metal pintado de negro con un difusor esférico de polietileno lineal blanco. Equipada con una bandeja extraíble y un gancho para sostener el bolso.

DE

– Stehlampe aus schwarz lackiertem Metall mit kugelförmigen Diffusor aus weißem linearem Polyethylen. Mit ausziehbarer Schale und Taschenhaken.

FR

– Lampadaire en métal vernis noir avec diffuseur sphérique en polyéthylène linéaire blanc. Doté d'une console extractible et d'un crochet accroche-sac.

PY

– Торшер из окрашенного в черный металла со сферическим рассеивателем из линейного белого полиэтилена. Снабжен схемным лотком и крючком для сумки.

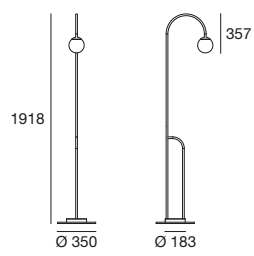






Kit table and handbag hook





TYPE

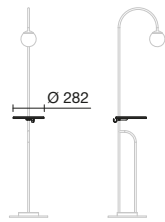
■ BLACK

CODE

9095

COLOUR

3000 K
994 lm




ACCESSORIES

KIT9095 | Table and handbag hook



CHOBIN 65

NEW LED SOURCE



IT

– Base in policarbonato, diffusore in silicone, dischetto in metallo (incluso) per luce radiale. Sorgente LED integrata oppure GX53. Lampada in IP65.

EN

– Base in polycarbonate, silicone diffuser, metal disc (included) for radial light. Built-in LED or GX53 source. Lamp in IP65.

ES

– Base en policarbonato, difusor de silicona, disco en metal (incluido) para luz radial. Fuente integrada de LED o GX53. Lámpara con IP65.

DE

– Basis aus Polycarbonat, Diffusor aus Silikon, kleine Scheibe (inbegriffen) für radiales Licht aus Metall. Integrierte LED-Quelle oder GX53. Lampe mit IP65

FR

– Base en polycarbonate, diffuseur en silicone, disque en métal (inclus) pour lumière radiale. Source d'éclairage à LED intégrée ou GX53. Luminaire IP65.

PY


– Основание из поликарбоната, силиконовый рассеиватель, диск (в комплекте) для радиального света из металла. Встроенный светодиод или лампа с цоколем GX53. Степень защиты светильника IP65.







Example of custom drawings





Discs with custom drawings



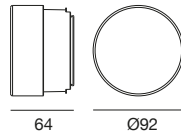
Dischi in metallo personalizzabili su richiesta
(lotto 25 pz o multipli
prezzo su richiesta Custom Dept.)

Customizable metal discs on request
(lot of 25 pcs or multiples
price on request to Custom Dept.)



CHOBIN65 LED

topLED 2 W | 220-240 V | CRI 80



TYPE

SILICON

CODE

8322

COLOUR

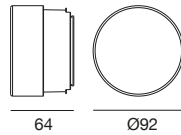
3000 K
274 lm



INCLUDED | Metal disc for radial emission

CHOBIN65 GX53

GX53 | 220-240 V



TYPE

SILICON

CODE

8321

SOURCE

GX53
1x4 W Max
LED bulb not included



INCLUDED | Metal disc for radial emission

How to remove/change the disc



LINGOTTO

AISI 304



IT

– Diffusore in resina poliuretana bianca, corpo lampada in acciaio inox AISI 304 verniciato nero oppure dark brown.

EN

– Diffuser in white polyurethane resin, lamp body in AISI 304 stainless steel painted black or dark brown.

ES

– Difusor de resina de poliuretano blanco, cuerpo de la lámpara de acero inoxidable AISI 304 pintado de negro o marrón oscuro.

DE

– Diffusor aus weißem Polyurethanharz, Lampenkörper aus schwarz oder dunkelbraun lackiertem Edelstahl AISI 304.

FR

– Diffuseur en résine polyuréthane blanche, corps de luminaire en acier inoxydable AISI 304 vernis noir ou marron foncé.

PY

– Рассеиватель из белой полиуретановой смолы, корпус светильника из нержавеющей стали AISI 304, окрашенной в черный или темно-коричневый цвет.





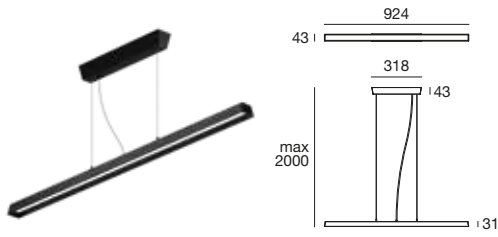






LINGOTTO_P

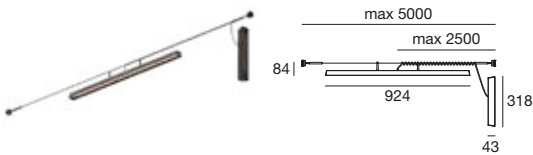
topLED 31 W | 220-240 V | CRI 80




TYPE	CODE	COLOUR
DARK BROWN	9330	3000 K
BLACK	9331	4117 lm

LINGOTTO_P CABLE

topLED 31 W | 220-240 V | CRI 80

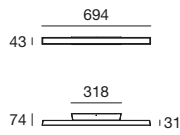


TYPE	CODE	COLOUR
DARK BROWN	9332	3000 K
BLACK	9333	4117 lm



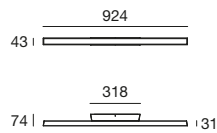
LINGOTTO_S

topLED 23 W | 220-240 V | CRI 80



TYPE	CODE	COLOUR
DARK BROWN	9334	3000 K
BLACK	9335	2947 lm

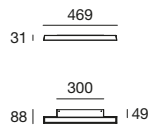
topLED 31 W | 220-240 V | CRI 80



TYPE	CODE	COLOUR
DARK BROWN	9336	3000 K
BLACK	9337	4117 lm

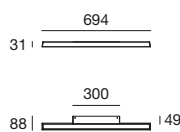
LINGOTTO_W

topLED 15 W | 220-240 V | CRI 80



TYPE	CODE	COLOUR
DARK BROWN	9338	3000 K
BLACK	9339	2059 lm

topLED 23 W | 220-240 V | CRI 80



TYPE	CODE	COLOUR
DARK BROWN	9340	3000 K
BLACK	9341	2947 lm

LIRA

ALUMINIUM



IT

– Diffusore in resina poliuretana bianca, corpo lampada in alluminio verniciato nero oppure dark brown.

EN

– Diffuser in white polyurethane resin, lamp body in aluminium painted black or dark brown.

ES

– Difusor de resina de poliuretano blanco, cuerpo de la lámpara en aluminio pintado de negro o marrón oscuro.

DE

– Diffusor aus weißem Polyurethanharz, Lampenkörper aus schwarz oder dunkelbraun lackiertem Aluminium.

FR

– Diffuseur en résine polyuréthane blanche, corps de luminaire en aluminium vernis noir ou marron foncé.

PY

– Рассеиватель из белой полиуретановой смолы, корпус светильника из алюминия, окрашенного в черный или темно-коричневый цвет.



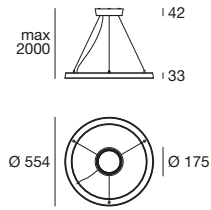






LIRA_P

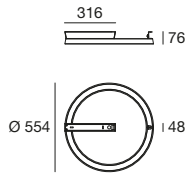
topLED 30 W | 220-240 V | CRI 80



TYPE	CODE	COLOUR
DARK BROWN	9322	3000 K
BLACK	9323	3617 lm

LIRA_S

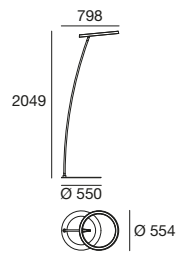
topLED 30 W | 220-240 V | CRI 80



TYPE	CODE	COLOUR
DARK BROWN	9324	3000 K
BLACK	9325	3617 lm

LIRA_FL

topLED 30 W | 220-240 V | CRI 80



TYPE	CODE	COLOUR
DARK BROWN	9320	3000 K
BLACK	9321	3617 lm



M A R G E



IT

– Lampada da terra con corpo diffondente e base d'appoggio in polietilene lineare bianco.

EN

– Floor lamp with a white linear polyethylene base and casing for diffused lighting.

ES

– Lámpara de suelo con cuerpo de difusión y base de apoyo en polietileno lineal blanco.

DE

– Leuchte für Draußen, Leuchtkörper und Fuß aus durchscheinendem klarem Polyethylen.

FR

– Lampe de sol avec corps diffusant et base d'appui en polyéthylène linéaire blanc.

PY

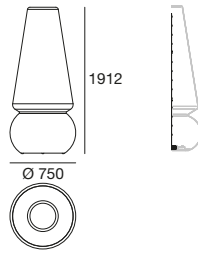
– Торшер с корпусом рассеивателя и опорное основание из линейного белого полиэтилена.





MARGE_FL65 RGB LED

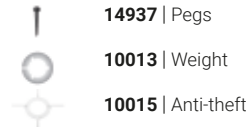
stripLED 36 W | 220-240 V



TYPE	CODE	COLOUR
<input type="checkbox"/> WHITE	16000	RGB



ACCESSORIES

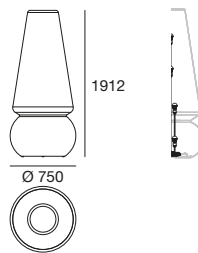


ELECTRONICS

14958 | KIT Driver RGB + Remote control

MARGE_FL65 E27

E27 | 220-240 V



TYPE	CODE	SOURCE
<input type="checkbox"/> WHITE	16001	4x46 W Max Halogen (LED/FLUOR. bulbs compatible)



ACCESSORIES



052000 | RGB led lamp control kit 5 W
(recommended 4 codes of 052000)



- 15 fixed colors
- white color
- 5 brightness levels
- 16 continuous cycle programs
- 68 colors automatic cycle
- possibility to operate multiple lamps with 1 remote without no sync

MY WHITE



IT

– Corpo diffondente in polietilene lineare bianco. Nelle versioni MiniWhite_Cover e Bond coperture in policarbonato. Supporti palo in Bayblend® (miscela PC-ABS).

EN

– White linear polyethylene casing for diffused lighting; in the MiniWhite_Cover and Bond versions the mounting frame is in polycarbonate; Bayblend® (PC-ABS mixture) pole supports.

ES

– Cuerpo de difusión de polietileno lineal blanco; en las versiones MiniWhite_Cover and Bond) la cobertura es en policarbonato; Soporte para poste en Bayblend® (mezcla PC-ABS).

DE

– Leuchtkörper aus durchscheinendem, weißem, Polyethylen. In der Version MiniWhite_Cover und Bond ist der Überzug aus PC. Der Fuß ist aus Bayblend® (PC-ABS Mischung)

FR

– Corps diffusant en polyéthylène linéaire blanc. Dans les versions MiniWhite_Cover et Bond couvertures en polycarbonate. Supports poteau en BayBlend® (mélange PC-ABS).

PY

– Рассеивающий корпус из линейного белого полиэтилена; Поликарбонат у версиях MiniWhite_Cover и Bond Крепление для Bayblend® (смесь поликарбоната и АБС).







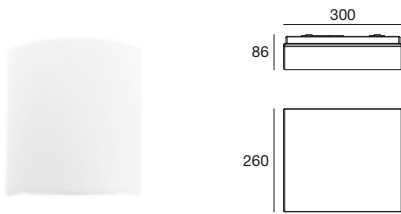












TYPE

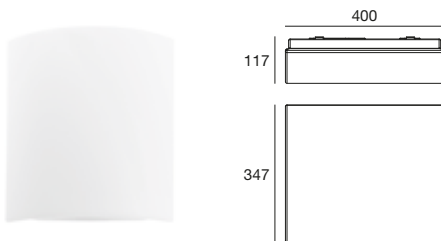
WHITE

CODE

7889

COLOUR

3000 K
1246 lm



TYPE

WHITE

CODE

7890

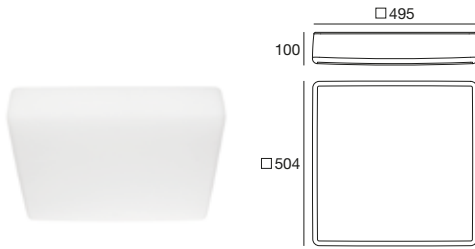
COLOUR

3000 K
1800 lm



MYWHITE FULL LIGHT_Q

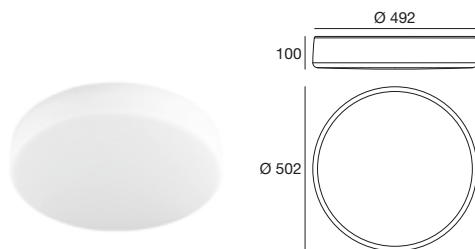
topLED 27 W | 220-240 V | CRI 90



TYPE	CODE	COLOUR
<input type="checkbox"/> WHITE	8162	3000 K 3117 lm
<input type="checkbox"/> WHITE	8162N	4000 K 3432 lm

MYWHITE FULL LIGHT_R

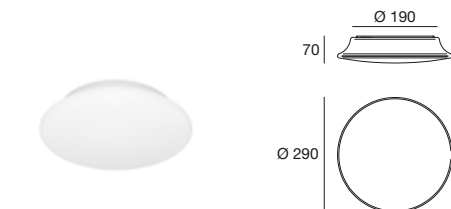
topLED 27 W | 220-240 V | CRI 90



TYPE	CODE	COLOUR
<input type="checkbox"/> WHITE	8160	3000 K 3117 lm
<input type="checkbox"/> WHITE	8160N	4000 K 3432 lm

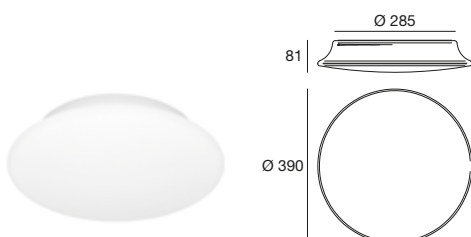
MYWHITE_R

topLED 10 W | 220-240 V | CRI 85



TYPE	CODE	COLOUR
<input type="checkbox"/> WHITE	7805	3000 K 1340 lm
<input type="checkbox"/> WHITE	7805N	4000 K 1530 lm

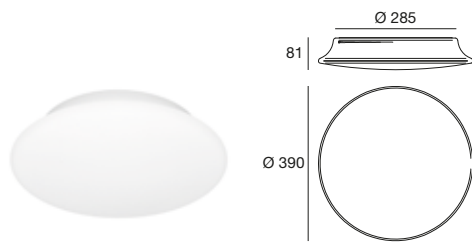
topLED 16 W | 220-240 V | CRI 85



TYPE	CODE	COLOUR
<input type="checkbox"/> WHITE	7806	3000 K 1662 lm
<input type="checkbox"/> WHITE	7806N	4000 K 1898 lm

MYWHITE_R SENSOR

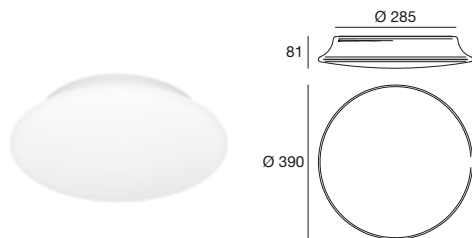
topLED 16 W | 220-240 V | CRI 85



TYPE	CODE	COLOUR
<input type="checkbox"/> WHITE	7806S	3000 K 1662 lm
<input type="checkbox"/> WHITE	7806NS	4000 K 1898 lm
	TIME	3 min.
	SENSITIVITY RANGE	Ø 5 m - H 2,7 m

MYWHITE_R EMERGENCY

topLED 16 W | 220-240 V | CRI 85



TYPE	CODE	COLOUR
<input type="checkbox"/> WHITE	7806E	3000 K 1662 lm
<input type="checkbox"/> WHITE	7806NE	4000 K 1898 lm
	EM AUTONOMY	3 hours
	EM BRIGHTNESS	14%

MYWHITE_Q

topLED 10 W | 220-240 V | CRI 85



TYPE	CODE	COLOUR
<input type="checkbox"/> WHITE	7807	3000 K 1340 lm
<input type="checkbox"/> WHITE	7807N	4000 K 1530 lm



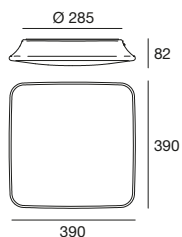
topLED 16 W | 220-240 V | CRI 85



TYPE	CODE	COLOUR
<input type="checkbox"/> WHITE	7808	3000 K 1662 lm
<input type="checkbox"/> WHITE	7808N	4000 K 1898 lm

MYWHITE_Q SENSOR

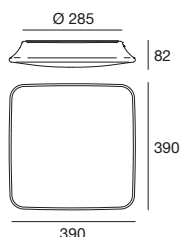
topLED 16 W | 220-240 V | CRI 85



TYPE	CODE	COLOUR
<input type="checkbox"/> WHITE	7808S	3000 K 1662 lm
<input type="checkbox"/> WHITE	7808NS	4000 K 1898 lm
TIME		3 min.
SENSITIVITY RANGE		Ø 5 m - H 2,7 m

MYWHITE_Q EMERGENCY

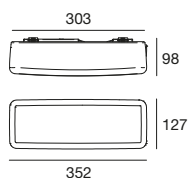
topLED 16 W | 220-240 V | CRI 85



TYPE	CODE	COLOUR
<input type="checkbox"/> WHITE	7808E	3000 K 1662 lm
<input type="checkbox"/> WHITE	7808NE	4000 K 1898 lm
EM AUTONOMY		3 hours
EM BRIGHTNESS		14%

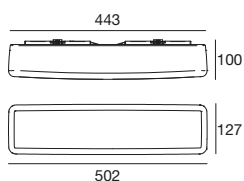
MYWHITE_B

topLED 11 W | 220-240 V | CRI 85



TYPE	CODE	COLOUR
<input type="checkbox"/> WHITE	7809	3000 K 1108 lm
<input type="checkbox"/> WHITE	7809N	4000 K 1265 lm

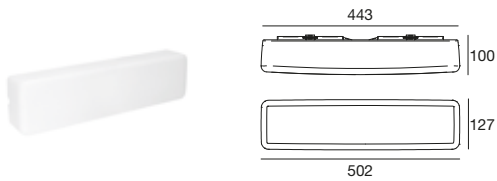
topLED 17 W | 220-240 V | CRI 85



TYPE	CODE	COLOUR
<input type="checkbox"/> WHITE	7810	3000 K 1801 lm
<input type="checkbox"/> WHITE	7810N	4000 K 2057 lm

MYWHITE_B SENSOR

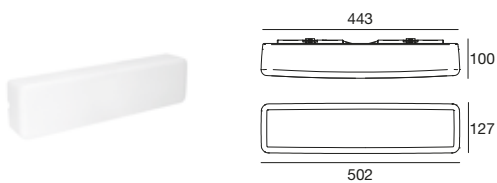
topLED 17 W | 220-240 V | CRI 85



TYPE	CODE	COLOUR
<input type="checkbox"/> WHITE	7810S	3000 K 1801 lm
<input type="checkbox"/> WHITE	7810NS	4000 K 2057 lm
	TIME	3 min.
	SENSITIVITY RANGE	Ø 5 m - H 2,7 m

MYWHITE_B EMERGENCY

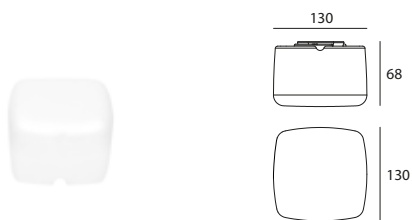
topLED 17 W | 220-240 V | CRI 85



TYPE	CODE	COLOUR
<input type="checkbox"/> WHITE	7810E	3000 K 1801 lm
<input type="checkbox"/> WHITE	7810NE	4000 K 2057 lm
	EM AUTONOMY	3 hours
	EM BRIGHTNESS	7%

MINIWHITE_Q

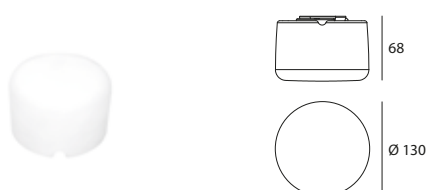
topLED 4 W | 220-240 V | CRI 85



TYPE	CODE	COLOUR
<input type="checkbox"/> WHITE	8029	3000 K 400 lm
<input type="checkbox"/> WHITE	8029N	4000 K 462 lm

MINIWHITE_R

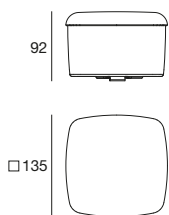
topLED 4 W | 220-240 V | CRI 85



TYPE	CODE	COLOUR
<input type="checkbox"/> WHITE	8028	3000 K 400 lm
<input type="checkbox"/> WHITE	8028N	4000 K 462 lm

MINIWHITE COVER_Q

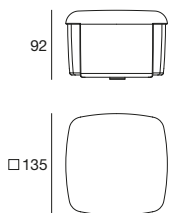
topLED 4 W | 220-240 V | CRI 80



TYPE	CODE	COLOUR
<input type="checkbox"/> WHITE <input checked="" type="checkbox"/> BLACK	8031	3000 K
	8033	405 lm

MINIWHITE COVER_Q DOUBLE

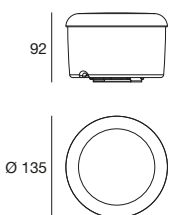
topLED 4 W | 220-240 V | CRI 80



TYPE	CODE	COLOUR
<input type="checkbox"/> WHITE <input checked="" type="checkbox"/> BLACK	8032	3000 K
	8034	405 lm

MINIWHITE COVER_R

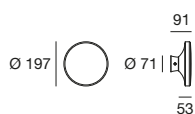
topLED 4 W | 220-240 V | CRI 80



TYPE	CODE	COLOUR
<input type="checkbox"/> WHITE <input checked="" type="checkbox"/> BLACK	8030	3000 K
	8026	405 lm

MYWHITE BOND_W

topLED 12 W | 220-240 V | CRI 80

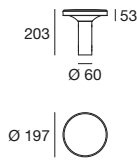


TYPE	CODE	COLOUR
<input checked="" type="checkbox"/> BLACK	8672	3000 K
		1350 lm

KIT IP68 included

MYWHITE BOND

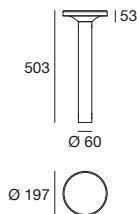
topLED 12 W | 220-240 V | CRI 80



TYPE	CODE	COLOUR
BLACK	8663	3000 K 1350 lm

KIT IP68 included

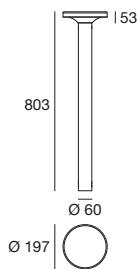
topLED 12 W | 220-240 V | CRI 80



TYPE	CODE	COLOUR
BLACK	8666	3000 K 1350 lm

KIT IP68 included

topLED 12 W | 220-240 V | CRI 80

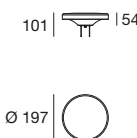


TYPE	CODE	COLOUR
BLACK	8669	3000 K 1350 lm

KIT IP68 included

MYWHITE BOND_HEAD (RELAMPING FOR Ø 60 POLES)

topLED 12 W | 220-240 V | CRI 80



TYPE	CODE	COLOUR
BLACK	8660	3000 K 1350 lm

ACCESSORIES
KIT0083 | IP68 kit

OH! DYNAMIC WHITE

FROM 1800K TO 5000K



IT

– Sfere di molteplici dimensioni in polietilene lineare bianco. Sorgente LED con tecnologia Dynamic White.

EN

– Balls of different dimensions in white linear polyethylene. LED source with Dynamic White technology.

ES

– Bolas de dimensiones diferentes. Cuerpo en polietileno lineal blanco. Fuente LED con tecnología Dynamic White.

DE

– Kugeln in vielen Abmessungen aus durchscheinendem, weißem, Polyethylen. LED-Quelle mit Dynamic White-Technologie.

FR

– Sphères de dimensions multiples en polyéthylène linéaire blanc. Source d'éclairage à LED avec technologie Dynamic White.

PY

– Сферы многообразных размеров из линейного белого полиэтилена. Светодиодный источник света, изготовленный по технологии Dynamic White.







TYPE	CODE	COLOUR
<input type="checkbox"/> WHITE	16227	1800 K - 5000 K 240 lm - 280 lm

ELECTRONICS	ACCESSORIES
99703 Control unit (for max. 2 x 16227)	14992 IP68 Kit
84647 Driver EXA 75 W	14930 Outer casing
99701 RF Remote	14931 Pegs

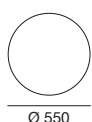
powerLED 13 W | CRI 80



TYPE	CODE	COLOUR
<input type="checkbox"/> WHITE	16228	1800 K - 5000 K 690 lm - 820 lm

ELECTRONICS	ACCESSORIES
99741 Control unit (for max. 2 x 16228/16229)	14992 IP68 Kit
84647 Driver EXA 75 W	14930 Outer casing
99701 RF Remote	14931 Pegs
	14080 Anti-theft

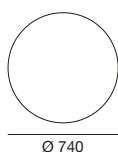
powerLED 13 W | CRI 80



TYPE	CODE	COLOUR
<input type="checkbox"/> WHITE	16229	1800 K - 5000 K 760 lm - 880 lm

ELECTRONICS	ACCESSORIES
99741 Control unit (for max. 2 x 16228/16229)	14992 IP68 Kit
84647 Driver EXA 75 W	14930 Outer casing
99701 RF Remote	14931 Pegs
	14081 Anti-theft

powerLED 23 W | CRI 80



TYPE	CODE	COLOUR
<input type="checkbox"/> WHITE	16230	1800 K - 5000 K 1360 lm - 1580 lm

ELECTRONICS	ACCESSORIES
99743 Control unit (for max. 2 x 16230)	14992 IP68 Kit
84647 Driver EXA 75 W	14930 Outer casing
99701 RF Remote	14937 Pegs
	14082 Anti-theft

OH!



IT

– Sfere di molteplici dimensioni in polietilene lineare bianco.

EN

– Balls of different dimensions in white linear polyethylene.

ES

– Bolas de dimensiones diferentes. Cuerpo en polietileno lineal blanco.

DE

– Kugeln in vielen Abmessungen aus durchscheinendem, weißem, Polyethylen.

FR


– Sphères de dimensions multiples en polyéthylène linéaire blanc.

PY

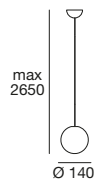
– Сферы многообразных размеров из линейного белого полиэтилена.







OH!_P65 LED

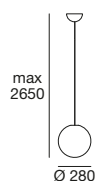


topLED 6 W | CRI 90

TYPE	CODE	COLOUR
<input type="checkbox"/> WHITE	15111	3000 K 726 lm

ELECTRONICS

 **KIT0066** | ON / OFF Driver (1-2 art.)

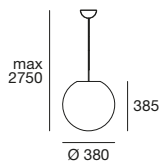


topLED 8 W | CRI 90

TYPE	CODE	COLOUR
<input type="checkbox"/> WHITE	16113	3000 K 1002 lm

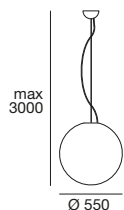
ELECTRONICS

 **KIT0066** | ON / OFF Driver (max. 1 art.)



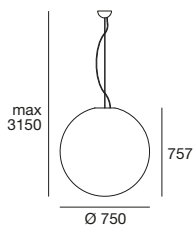
topLED 15 W | 220-240 V | CRI 90

TYPE	CODE	COLOUR
<input type="checkbox"/> WHITE	16106	3000 K 1893 lm



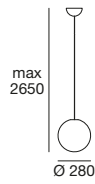
topLED 20 W | 220-240 V | CRI 90

TYPE	CODE	COLOUR
<input type="checkbox"/> WHITE	16110	3000 K 2652 lm



topLED 29 W | 220-240 V | CRI 90

TYPE	CODE	COLOUR
<input type="checkbox"/> WHITE	16115	3000 K 3674 lm



TYPE	CODE	SOURCE
<input type="checkbox"/> WHITE	16180	1x30 W Max Halogen (LED/FLUOR. bulbs compatible)



052000 | RGB led lamp control kit 5 W

E27 | 220-240 V



TYPE	CODE	SOURCE
<input type="checkbox"/> WHITE	16168	1x46 W Max Halogen (LED/FLUOR. bulbs compatible)



052000 | RGB led lamp control kit 5 W

E27 | 220-240 V



TYPE	CODE	SOURCE
<input type="checkbox"/> WHITE	16169	1x46 W Max Halogen (LED/FLUOR. bulbs compatible)



052000 | RGB led lamp control kit 5 W

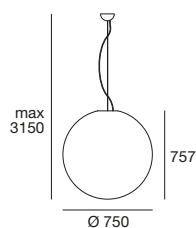
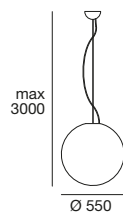
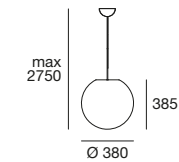
E27 | 220-240 V



TYPE	CODE	SOURCE
<input type="checkbox"/> WHITE	16170	1x57 W Max Halogen (LED/FLUOR. bulbs compatible)




052000 | RGB led lamp control kit 5 W



OHI_S65 LED

topLED 8 W | 220-240 V | CRI 90



TYPE	CODE	COLOUR
<input type="checkbox"/> WHITE	16112	3000 K 1002 lm

ELECTRONICS

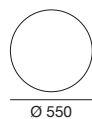
 **KIT0066** | ON / OFF Driver (max 1 art.)

topLED 15 W | 220-240 V | CRI 90



TYPE	CODE	COLOUR
<input type="checkbox"/> WHITE	16105	3000 K 1893 lm

topLED 20 W | 220-240 V | CRI 90



TYPE	CODE	COLOUR
<input type="checkbox"/> WHITE	16109	3000 K 2652 lm



TYPE	CODE	SOURCE
<input type="checkbox"/> WHITE	16181	1x30 W Max Halogen (LED/FLUOR. bulbs compatible)



052000 | RGB led lamp control kit 5 W

E27 | 220-240 V



TYPE	CODE	SOURCE
<input type="checkbox"/> WHITE	16183	1x46 W Max Halogen (LED/FLUOR. bulbs compatible)



052000 | RGB led lamp control kit 5 W

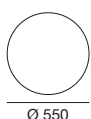
E27 | 220-240 V



TYPE	CODE	SOURCE
<input type="checkbox"/> WHITE	16185	1x46 W Max Halogen (LED/FLUOR. bulbs compatible)



052000 | RGB led lamp control kit 5 W



OH!_FL65 LED

topLED 8 W | CRI 90



TYPE	CODE	COLOUR
------	------	--------

<input type="checkbox"/> WHITE	16190	3000 K 1002 lm
--------------------------------	--------------	-------------------

ELECTRONICS

KIT0066 | ON / OFF Driver (1-3 art.)

ACCESSORIES

14930 | Outer casing
 14931 | Pegs

topLED 15 W | 220-240 V | CRI 90



TYPE	CODE	COLOUR
------	------	--------

<input type="checkbox"/> WHITE	16191	3000 K 1893 lm
--------------------------------	--------------	-------------------

ACCESSORIES

14992 | IP68 kit
 14930 | Outer casing
 14931 | Pegs
 14080 | Anti-theft

topLED 20 W | 220-240 V | CRI 90



TYPE	CODE	COLOUR
------	------	--------

<input type="checkbox"/> WHITE	16192	3000 K 2652 lm
--------------------------------	--------------	-------------------

ACCESSORIES

14992 | IP68 kit
 14930 | Outer casing
 14931 | Pegs
 14081 | Anti-theft

topLED 29 W | 220-240 V | CRI 90

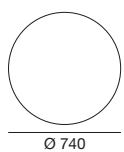
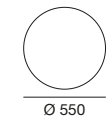



TYPE	CODE	COLOUR
------	------	--------

<input type="checkbox"/> WHITE	16193	3000 K 3674 lm
--------------------------------	--------------	-------------------

ACCESSORIES

14992 | IP68 kit
 14930 | Outer casing
 14937 | Pegs
 14082 | Anti-theft





TYPE	CODE	SOURCE
<input type="checkbox"/> WHITE	16150	1x30 W Max Halogen (LED/FLUOR. bulbs compatible)

ACCESSORIES

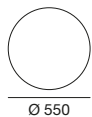
- 14992** | IP68 kit
- 14930** | Outer casing
- 052000** | RGB led lamp control kit 5 W
- 14931** | Pegs



TYPE	CODE	SOURCE
<input type="checkbox"/> WHITE	16160	1x46 W Max Halogen (LED/FLUOR. bulbs compatible)

ACCESSORIES

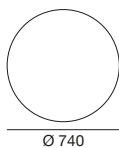
- 14992** | IP68 kit
- 14930** | Outer casing
- 052000** | RGB led lamp control kit 5 W
- 14931** | Pegs
- 14080** | Anti-theft



TYPE	CODE	SOURCE
<input type="checkbox"/> WHITE	16162	1x46 W Max Halogen (LED/FLUOR. bulbs compatible)

ACCESSORIES

- 14992** | IP68 kit
- 14930** | Outer casing
- 052000** | RGB led lamp control kit 5 W
- 14931** | Pegs
- 14081** | Anti-theft



TYPE	CODE	SOURCE
<input type="checkbox"/> WHITE	16164	1x57 W Max Halogen (LED/FLUOR. bulbs compatible)

ACCESSORIES

- 14992** | IP68 kit
- 14930** | Outer casing
- 052000** | RGB led lamp control kit 5 W
- 14937** | Pegs
- 14082** | Anti-theft

OH! MARS



IT

– Sfere con corpo
diffondente in polietilene
lineare dal colore lavico.

EN

– Linear polyethylene
casing balls in lava colour,
for diffused lighting;

ES

– Bolas con cuerpo en
polietileno lineal
color de lava.

DE

– Kugel aus
Polyethylen in Lavafarbe.

FR


– Sphères avec corps
diffusant en polyéthylène
linéaire de couleur lave.

PY


– Рассеивающий корпус из
линейного полиэтилена
цветом лавы.










E27 | 220-240 V


TYPE	CODE	SOURCE
 LAVA	16130	1x30 W Max Halogen (LED/FLUOR. bulbs compatible)

ACCESSORIES





 14930 Outer casing	 14931 Pegs
 14992 IP68 kit	

E27 | 220-240 V

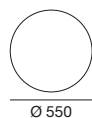



TYPE	CODE	SOURCE
 LAVA	16131	1x46 W Max Halogen (LED/FLUOR. bulbs compatible)

ACCESSORIES





 14930 Outer casing	 14931 Pegs
 14080 Anti-theft	 14992 IP68 kit

E27 | 220-240 V

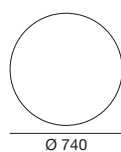



TYPE	CODE	SOURCE
 LAVA	16132	1x46 W Max Halogen (LED/FLUOR. bulbs compatible)

ACCESSORIES





 14930 Outer casing	 14931 Pegs
 14081 Anti-theft	 14992 IP68 kit

E27 | 220-240 V



TYPE	CODE	SOURCE
 LAVA	16133	1x57 W Max Halogen (LED/FLUOR. bulbs compatible)

ACCESSORIES

 14930 Outer casing	 14937 Pegs
 14082 Anti-theft	 14992 IP68 kit

OH! SMASH



IT

– Corpo diffondente in polietilene lineare bianco. Sospensione: rosone in metallo verniciato bianco opaco.

EN

– White linear polyethylene casing for diffused lighting. Suspension: metal ceiling rose in white coated finishing.

ES

– Cuerpo de difusión de polietileno lineal blanco. Suspensión: rosetón de metal pintado en blanco mate.

DE

– Leuchtkörper aus weißem durchscheinendem Polyethylen. Hängeleuchte: Deckenrosette aus Metall mit Lackierung in Mattweiß.

FR

– Corps diffusant en polyéthylène linéaire blanc. Suspension : rosace en métal, finition blanc mat.

PY

– Рассеивающий корпус из линейного белого полиэтилена. Подвеска: розетка из белого матового окрашенного металла.

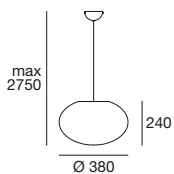






OH! SMASH_P65

E27 | 220-240 V

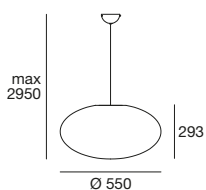


TYPE	CODE	SOURCE
<input type="checkbox"/> WHITE	16213	1x30 W Max Halogen (LED/FLUOR. bulbs compatible)



052000 | RGB led lamp control kit 5 W

E27 | 220-240 V



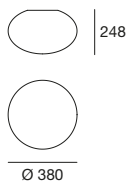
TYPE	CODE	SOURCE
<input type="checkbox"/> WHITE	16216	1x46 W Max Halogen (LED/FLUOR. bulbs compatible)



052000 | RGB led lamp control kit 5 W

OH! SMASH_S65

E27 | 220-240 V

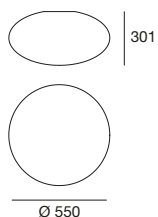


TYPE	CODE	SOURCE
<input type="checkbox"/> WHITE	16214	1x30 W Max Halogen (LED/FLUOR. bulbs compatible)



052000 | RGB led lamp control kit 5 W

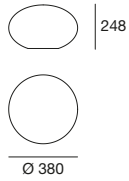
E27 | 220-240 V



TYPE	CODE	SOURCE
<input type="checkbox"/> WHITE	16217	1x46 W Max Halogen (LED/FLUOR. bulbs compatible)



052000 | RGB led lamp control kit 5 W



TYPE

WHITE




CODE

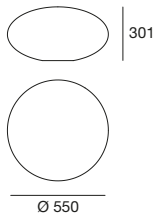
16215

SOURCE

1x30 W Max
Halogen
(LED/FLUOR.
bulbs compatible)

ACCESSORIES

-  **14930** | Outer casing
-  **14931** | Pegs
-  **052000** | RGB led lamp control kit 5 W



TYPE

WHITE




CODE

16218

SOURCE

1x46 W Max
Halogen
(LED/FLUOR.
bulbs compatible)

ACCESSORIES

-  **14930** | Outer casing
-  **14931** | Pegs
-  **052000** | RGB led lamp control kit 5 W

O H P S



IT

– Corpo diffondente
in polietilene lineare
bianco.

EN

– White linear
polyethylene casing
for diffused lighting.

ES

– Cuerpo de difusión
de polietileno lineal
blanco.

DE

– Leuchtkörper aus
weißem Polyethylen.

FR

– Corps diffusant en
polyéthylène linéaire
blanc.

PY

– Корпус рассеивателя
из линейного белого
полиэтилена.

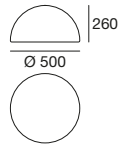






OHPS_FL65 LED

arrayLED 5 W | 220-240 V | CRI 90

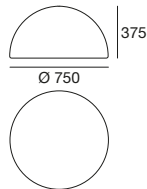


TYPE	CODE	COLOUR
<input type="checkbox"/> WHITE	16384	3000 K 528 lm

ACCESSORIES

- 14930** | Outer casing
- 14931** | Pegs
- 14100** | Anti-theft

arrayLED 19 W | 220-240 V | CRI 90



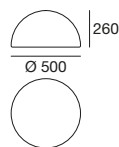
TYPE	CODE	COLOUR
<input type="checkbox"/> WHITE	16385	3000 K 2115 lm

ACCESSORIES

- 14930** | Outer casing
- 14931** | Pegs
- 14100** | Anti-theft

OHPS_FL65 E27

E27 | 220-240 V

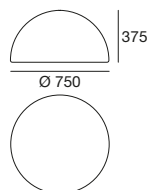


TYPE	CODE	SOURCE
<input type="checkbox"/> WHITE	16380	1x30 W Max Halogen (LED/FLUOR. bulbs compatible)

ACCESSORIES

- 14930** | Outer casing
- 14931** | Pegs
- 14100** | Anti-theft
- 052000** | RGB led lamp control kit 5 W

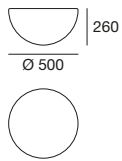
E27 | 220-240 V



TYPE	CODE	SOURCE
<input type="checkbox"/> WHITE	16382	1x46 W Max Halogen (LED/FLUOR. bulbs compatible)

ACCESSORIES

- 14930** | Outer casing
- 14931** | Pegs
- 14100** | Anti-theft
- 052000** | RGB led lamp control kit 5 W



TYPE

WHITE

CODE

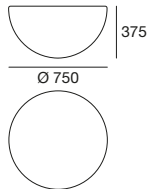
16386

SOURCE

1x30 W Max
Halogen
(LED/FLUOR.
bulbs compatible)



052000 | RGB led lamp control kit 5 W



TYPE

WHITE

CODE

16387

SOURCE

1x46 W Max
Halogen
(LED/FLUOR.
bulbs compatible)



052000 | RGB led lamp control kit 5 W

PEGGY



IT

– Lampada da terra dalla silhouette affusolata. Corpo diffondente in polietilene lineare bianco; base in polietilene lineare bianco.

EN

– Floor lamp with a slim silhouette. White linear polyethylene casing for diffused lighting; white linear polyethylene base.

ES

– Lámpara de suelo con silueta delgada. Cuerpo de difusión de polietileno lineal blanco; base de polietileno lineal blanco.

DE

– Gartenleuchte mit eleganter, schlanker Silhouette Leuchtkörper aus durchscheinendem, weißem Polyethylen; Fuß aus durchscheinendem, weißem Polyethylen.

FR

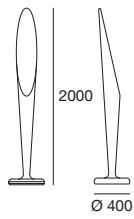
– Lampe de sol à la silhouette fuselée. Corps diffusant et base en polyéthylène linéaire blanc.

PY

– Напольный светильник с коническим силуэтом. Рассеивающий корпус из линейного белого полиэтилена; основание из линейного белого полиэтилена.







TYPE

WHITE

CODE



16201

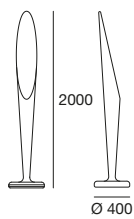
SOURCE

1x42 W Max Halogen
(LED bulbs compatible)

ACCESSORIES

-  **14991** | IP68 kit
-  **14937** | Pegs

-  **10013** | Weight
-  **14020** | Anti-theft



TYPE

WHITE

CODE



16202

SOURCE

1x20 W Max Fluorescent
(LED bulbs compatible max Ø 55 mm)

ACCESSORIES

-  **14991** | IP68 kit
-  **14937** | Pegs

-  **10013** | Weight
-  **14020** | Anti-theft

PISTILLO



IT

– Elemento decorativo per esterni in metallo, disponibile in tre dimensioni e due finiture: nero e dark brown. Diffusore in resina poliuretana bianca. Installabile mediante viti o picchetto.

DE

– Elemento decorativo per esterni in metallo, disponibile in tre dimensioni e due finiture: nero e dark brown. Diffusor aus weißem Polyurethanharz. Installierbar mit Schrauben oder Pflock.

EN

– Decorative element for outdoors in metal, available in three sizes and two finishes: black and dark brown. Diffuser in white polyethylene resin. Can be installed using screws or pegs.

FR

– Élément décoratif en métal, adapté pour un usage en extérieur, disponible dans trois dimensions et deux finitions : noir et marron foncé. Diffuseur en résine polyuréthane blanche. Installation à l'aide de vis et de piquets.

ES

– Elemento decorativo para exteriores realizado en metal, disponible en tres tamaños y dos acabados: negro y marrón oscuro. Difusor en resina de poliuretano blanco. Se puede instalar con tornillos o estaca.

PY

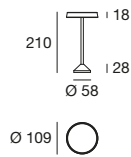
– Декоративный элемент из металла для наружной установки, доступен в трех размерах и с двумя вариантами отделки: черного и темно-коричневого цвета. Рассеиватель из белой полиуретановой смолы. Установка с помощью винтов или штырей.





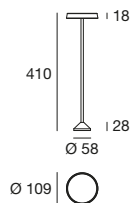






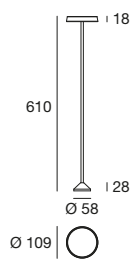
TYPE	CODE	COLOUR
■ BLACK	8940	3000 K
■ DARK BROWN	8943	531 lm

ELECTRONICS	ACCESSORIES
KIT0018 Driver 24V 1-2 art.	KIT77 Pegs
KIT0115 Driver 24V 1-4 art.	14992 IP68 kit
KIT0116 Driver 24V 1-6 art.	



TYPE	CODE	COLOUR
■ BLACK	8941	3000 K
■ DARK BROWN	8944	531 lm

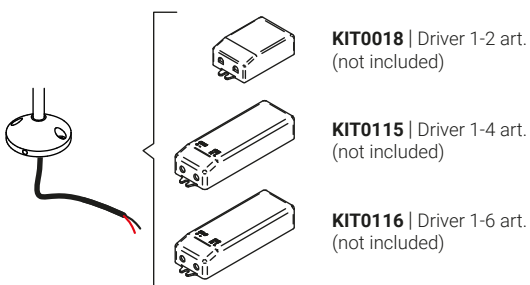
ELECTRONICS	ACCESSORIES
KIT0018 Driver 24V 1-2 art.	KIT77 Pegs
KIT0115 Driver 24V 1-4 art.	14992 IP68 kit
KIT0116 Driver 24V 1-6 art.	



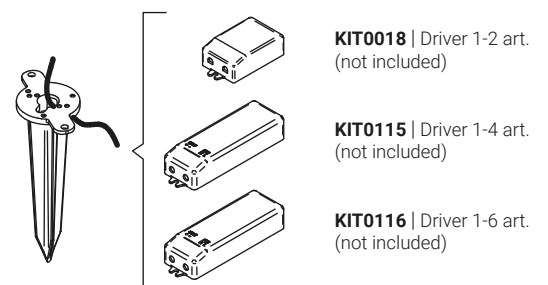
TYPE	CODE	COLOUR
■ BLACK	8942	3000 K
■ DARK BROWN	8945	531 lm

ELECTRONICS	ACCESSORIES
KIT0018 Driver 24V 1-2 art.	KIT77 Pegs
KIT0115 Driver 24V 1-4 art.	14992 IP68 kit
KIT0116 Driver 24V 1-6 art.	

Example of surface installation



Example of installation with peg




SWITCH

MULTI-KELVIN LED

IP 54

IK 10



IT

– Lampada dotata di selettore manuale per il controllo della temperatura colore (2700K / 3000K / 4000K). Montatura in materiale plastico, diffusore in polietilene lineare bianco.

EN

– Light fixture with manual selector switch to control the colour temperature (2700K / 3000K / 4000K). Housing in plastic material, diffuser in white linear polyethylene.

ES

– Lámpara equipada con un selector manual para el control de la temperatura del color (2700 K/3000 K/4000 K). Marco de plástico, difusor de polietileno lineal blanco.

DE

– Leuchte mit manuellem Wählschalter für die Steuerung der Farbtemperatur (2700K/3000K/4000K). Rahmen aus Kunststoff, Diffusor aus weißem, linearem Polyethylen.


FR

– Luminaire doté d'un sélecteur manuel pour le contrôle de la température de couleur (2700 k/3 000 K/ 4 000 K). Monture en matière plastique, diffuseur en polyéthylène linéaire blanc.

PY

– Светильник с ручным селектором для управления температурой цвета (2700 K / 3000 K / 4000 K). Крепление из пластика, рассеиватель из линейного полиэтилена белого цвета.





SWITCH

topLED 12 W | 220-240 V | CRI 80



TYPE	CODE	COLOUR
<input type="checkbox"/> WHITE	9170	2700 K 1070 lm
		3000 K 1110 lm
		4000 K 1150 lm

topLED 12 W | 220-240 V | CRI 80



TYPE	CODE	COLOUR
<input type="checkbox"/> WHITE	9171	2700 K 1620 lm
		3000 K 1670 lm
		4000 K 1720 lm

topLED 12 W | 220-240 V | CRI 80



TYPE	CODE	COLOUR
<input type="checkbox"/> WHITE	9172	2700 K 2250 lm
		3000 K 2320 lm
		4000 K 2390 lm

TEXO



IT

– Incassi a pavimento con cornice in acciaio inox. Ottica basculante, corpo in pressofusione di alluminio con verniciatura ad alta resistenza e pretrattamento anticorrosione. Diffusore in cristallo extraclear carrabile.

EN

– Floor recessed fixture with stainless steel frame. Adjustable angle beam, aluminium die-casting body with high resistance painting, and anti corrosion treatment. Drive over extraclear glass diffuser.

ES

– Dispositivo receso en el suelo con marco en acero inoxidable. Óptica ajustable, cuerpo en presofusión de aluminio con pintura muy resistente y tratamiento anticorrosivo. Difusor en cristal extraclear y transitable.

DE

– Bodeneinbauleuchten mit Edelstahlrahmen. Kippoptik, Körper aus Druckgussaluminium mit Schutzlackierung gegen Korrosion. Diffusor in extraklarem Kristall, befahrbar.

FR

– Encastrés de sol avec collerette en acier inox. Optique basculante, corps en aluminium coulé sous pression avec peinture à haute résistance et prétraitement anticorrosion. Diffuseur en cristal extra-clair carrossable.

PY

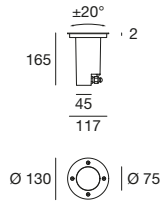
– Встраиваемые в пол светильники с рамой из нержавеющей стали. Наклонная оптика, корпус из литого под давлением алюминия с высокой устойчивостью и антикоррозионная обработкой. Рассеиватель в управляемом стекле.





TEXO_RJ

GU10 | 220-240 V





TYPE **CODE** **SOURCE**

■ STAINLESS STEEL **52901**

1xGU10
35 W Max
Halogen
(LED bulbs compatible)

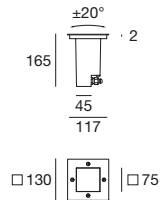
ACCESSORIES

 **52700** | Outer casing
 **84893** | Terminal boxes for IP68 joints

 **84894** | Resin-potted

TEXO_QJ

GU10 | 220-240 V





TYPE **CODE** **SOURCE**

■ STAINLESS STEEL **52951**

1xGU10
35 W Max
Halogen
(LED bulbs compatible)

ACCESSORIES

 **52700** | Outer casing
 **84893** | Terminal boxes for IP68 joints

 **84894** | Resin-potted

VISION



IT

– Serie di spot modulari e regolabili. Corpo in pressofusione di alluminio.

EN

– Series of modular and adjustable spots. Die casting aluminium body.

ES

– Serie de focos modulares. Cuerpo en presofusión de aluminio.

DE

– Serie mit schwenkbaren Strahlern. Körper aus Druckgussaluminium.

FR

– Série de spots modulaires et réglables. Corps en aluminium coulé sous pression.

PY

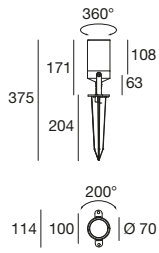
– Серия модульных и регулируемых светильников. Корпус из литого под давлением алюминия.





VISION_1

GU10 | 220-240 V



TYPE

- GREY
- DARK BROWN

CODE

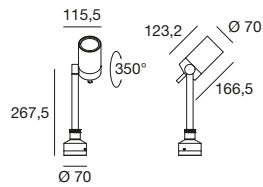
- 51585**
- 51586**

SOURCE

1xGU10
35 W Max
Halogen
(LED bulbs compatible)

VISION_2

GU10 | 220-240 V



TYPE

- GREY
- DARK BROWN

CODE

- 51395**
- 51396**

SOURCE

1xGU10
50 W Max
Halogen
(LED bulbs compatible)

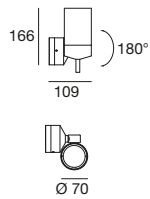
ACCESSORIES



50370 | Pegs

VISION_WJ

GU10 | 220-240 V



TYPE

- GREY
- DARK BROWN

CODE

- 51365**
- 51366**

SOURCE

1xGU10
50 W Max
Halogen
(LED bulbs compatible)

ACCESSORIES



50370 | Pegs

I N D

D E X

CODE INDEX

CODE	FAMILY	PAGE	CODE	FAMILY	PAGE	CODE	FAMILY	PAGE
		545						
		571						
		573						
		575						
052000	Accessories	584	2641	Mami_W1	199	7402	Zig Zag_S	410
		585	2642	Mami_TAB	199	7485	Dublight_W	142
		590	2644	Mami_P1	197	7486	Dublight_W	142
		591	2645	Mami_P1	197	7487	Dublight_W	142
327B881	Onda_W	263	2646	Mami_P	197	7488	Dublight_SQ	140
327B921	Onda_W	263	2647	Mami_P3	198	7489	Dublight_SQ	140
358B881	Onda_W	263	2649	Mami_S3	198	7490	Dublight_SQ	140
358B921	Onda_W	263	2654	Mami_W2	199	7491	Dublight_SB	141
536BRA881	Met Wally	211	2655	Mami_W1	199	7493	Dublight_PQ	141
537BRA881	Met Wally	211	2657	Mami_S5	198	7494	Dublight_PB	141
539BRA881	Met Wally	211	3262	Fotis_Fix mirror	147	7495	Dublight_TAB	143
575RU881	Met Wally	211	3276	Fotis_Fix	147	7496	Dublight_FL	143
576RU881	Met Wally	211	3670	Fotis_R	147	7536	Conus_C	99
577RU881	Met Wally	211	3672	Fotis_R	147	7540	Conus_TAB	99
1002	Mille_W1 Halo	218	6845	Mille_W1 Halo	218	7542	Conus_X	99
1003	Mille_W1 Halo	218	6846	Mille_W1 Halo	218	7618	One to One_S	267
1004	Mille_W1 Halo	219	6986	Zig Zag_W	411	7619	One to One_C	267
1010	Mille_SB Halo	219	6989	Zig Zag_W	411	7626	Squash_S	346
1011	Mille_SB Halo	219	6990	Zig Zag_W	411	7627	Squash_P	346
1015	Mille_W2 Halo	217	6991	Zig Zag_P	410	7628	Squash_FL	347
1022	Mille_W1 Halo	218	6994	Zig Zag_P	410	7655	Rose_P	313
1023	Mille_W1 Halo	218	6995	Zig Zag_P	410	7656	Rose_S	313
1024	Mille_W1 Halo	219	6996	Zig Zag_W	411	7657	Rose_P	313
1030	Curvé_halo	117	6999	Zig Zag_W	411	7658	Rose_S	313
1031	Curvé_halo	117	7001	Zig Zag_W	411	7805	MyWhite_R	556
1032	Curvé_halo	117	7220	Snake_W1 driver incl	340	7805N	MyWhite_R	556
1040	Mille_SB Halo	219	7221	Snake_W1 driver incl	340	7806	MyWhite_R	556
1041	Mille_SB Halo	219	7223	Snake_W1	340	7806E	MyWhite_R Emergency	557
1045	Mille_W2 Halo	217	7224	Snake_W1	340	7806N	MyWhite_R	556
1131	Curvé_halo	117	7226	Snake_W3 driver incl	341	7806NE	MyWhite_R Emergency	557
1135	Curvé_halo	117	7227	Snake_W3 driver incl	341	7806NS	MyWhite_R Sensor	557
1136	Curvé_halo	117	7229	Snake_W2	341	7806S	MyWhite_R Sensor	557
1140	Curvé LED	116	7230	Snake_W2	341	7807	MyWhite_Q	557
1141	Curvé LED	116	7232	Snake_W1 switch	340	7807N	MyWhite_Q	557
1143	Curvé LED	116	7233	Snake_W1 switch	340	7808	MyWhite_Q	557
1144	Curvé LED	116	7234	Snake_W3 switch	341	7808E	MyWhite_Q Emergency	558
1146	Curvé LED	116	7235	Snake_W3 switch	341	7808N	MyWhite_Q	557
1147	Curvé LED	116	7269	Conus_C	99	7808NE	MyWhite_Q Emergency	558
1156	Fotis_Mirror	146	7278	Conus_TAB	99	7808NS	MyWhite_Q Sensor	558
1190	Curvé LED	116	7280	Conus_TAB	99	7808S	MyWhite_Q Sensor	558
1191	Curvé LED	116	7281	Conus_TAB	99	7809	MyWhite_B	558
1192	Curvé LED	116	7287	Conus_X	99	7809N	MyWhite_B	558
2638	Mami_P1	197	7289	Zig Zag_S	410	7810	MyWhite_B	558
			7290	Zig Zag_S	410	7810E	MyWhite_B Emergency	559
			7291	Zig Zag_S	410	7810N	MyWhite_B	558
			7400	Zig Zag_S	410	7810NE	MyWhite_B Emergency	559
			7401	Zig Zag_S	410	7810NS	MyWhite_B Sensor	559

CODE	FAMILY	PAGE	CODE	FAMILY	PAGE	CODE	FAMILY	PAGE
7810S	MyWhite_B Sensor	559	8046	Thank You_TAB	383	8240	Box_SR	86
7826	Move_S	237	8047	Thank You_TAB	383	8240N	Box_SR	86
7827	Move_S	237	8048	Thank You_TAB	383	8242	Box_SR	86
7829	Move_P	237	8053	Thank You_W1	383	8242N	Box_SR	86
7830	Move_P	237	8054	Thank You_W1	383	8255	Box_W2 bi emission	90
7836	Mille_W1 LED	215	8055	Thank You_W1	383	8255M	Box_W2 bi emission	90
7838	Mille_W1 LED	215	8056	Thank You_W1	383	8255N	Box_W2 bi emission	90
7840	Mille_W1 LED	215	8057	Thank You_P	382	8256	Box_W2 bi emission	90
7842	Mille_W1 LED	215	8058	Thank You_P	382	8256M	Box_W2 bi emission	90
7844	Mille_W1 LED	216	8059	Thank You_P	382	8256N	Box_W2 bi emission	90
7846	Mille_W1 LED	216	8060	Thank You_P	382	8257	Box_W2 bi emission	91
7848	Mille_W1 LED	216	8061	Thank You_P	382	8257M	Box_W2 bi emission	91
7850	Mille_W2 LED	216	8062	Thank You_P	382	8257N	Box_W2 bi emission	91
7852	Mille_SB LED	217	8063	Thank You_P	382	8258	Box_W2 bi emission	91
7854	Mille_SB LED	217	8064	Thank You_P	382	8258M	Box_W2 bi emission	91
7887	Dublight_C TAB	143	8065	Thank You_P	382	8258N	Box_W2 bi emission	91
7888	Dublight_C TAB	143	8066	Thank You_P	382	8259	Box_SB	85
7889	MyWhite_U	555	8067	Thank You_P	382	8259N	Box_SB	85
7890	MyWhite_U	555	8068	Thank You_P	382	8260	Box_SB	85
7904	Kioo	191	8160	MyWhite_Full Light_R	556	8260N	Box_SB	85
7905	Kioo	191	8160N	MyWhite_Full Light_R	556	8261	Box_W2 bi emission	90
7906	Kioo	191	8162	MyWhite_Full Light_Q	556	8261M	Box_W2 bi emission	90
7907	Kioo	191	8162N	MyWhite_Full Light_Q	556	8261N	Box_W2 bi emission	90
7908	Skinny	335	8200	Straight_P1	354	8262	Box_W2 bi emission	90
7909	Skinny	335	8201	Straight_P1	354	8262M	Box_W2 bi emission	90
7910	Skinny	335	8202	Straight_P3	354	8262N	Box_W2 bi emission	90
7911	Skinny	335	8203	Straight_P3	354	8263	Box_W2 bi emission	91
7946	Squash_TAB	347	8204	Straight_P1	354	8263M	Box_W2 bi emission	91
7947	Squash_TAB	347	8205	Straight_P1	354	8263N	Box_W2 bi emission	91
7948	Squash_P	346	8206	Straight_P3	354	8264	Box_W2 bi emission	91
7951	Squash_S	346	8207	Straight_P3	354	8264M	Box_W2 bi emission	91
7956	Bart_W	47	8208	Straight_W	355	8264N	Box_W2 bi emission	91
7957	Bart_W	47	8209	Straight_W	355	8265	Straight_W	355
7972	Beebo_W	57	8210	Straight_W	355	8266	Straight_W	355
7973	Beebo_W	57	8211	Straight_W	355	8270	Crew_1	106
7974	Beebo_W	57	8227	Box_SQ	87	8271	Crew_1	106
8026	MyWhite Cover_R	560	8227N	Box_SQ	87	8272	Crew_1	106
8028	MiniWhite_R	559	8229	Box_SQ	87	8275	Crew_1	106
8028N	MiniWhite_R	559	8229N	Box_SQ	87	8276	Crew_1	106
8029	MiniWhite_Q	559	8231	Box_SQ	87	8277	Crew_1	106
8029N	MiniWhite_Q	559	8231N	Box_SQ	87	8280	Crew_1	106
8030	MyWhite Cover_R	560	8233	Box_SQ	87	8281	Crew_1	106
8031	MyWhite Cover_Q	560	8233N	Box_SQ	87	8282	Crew_1	106
8032	MyWhite Cover_Q Double	560	8236	Box_SR	86	8285	Crew_2	107
8033	MyWhite Cover_Q	560	8236N	Box_SR	86	8286	Crew_2	107
8034	MyWhite Cover_Q Double	560	8238	Box_SR	86	8287	Crew_2	107
8045	Thank You_TAB	383	8238N	Box_SR	86	8288	Crew_2	107

CODE INDEX

CODE	FAMILY	PAGE	CODE	FAMILY	PAGE	CODE	FAMILY	PAGE
8289	Crew_2	107	8400	Halfpipe	161	8657	Sisters-C15_310	499
8292	Crew_2	107	8401	Halfpipe	161	8660	MyWhite Bond_Head	561
8293	Crew_2	107	8402	Halfpipe	161	8663	MyWhite Bond	561
8294	Crew_2	107	8405	Circular	95	8666	MyWhite Bond	561
8295	Crew_2	107	8406	Circular	95	8669	MyWhite Bond	561
8296	Crew_2	107	8409	Circular	95	8672	MyWhite Bond_W	560
8299	Crew_2	107	8410	Circular	95	8706	Cable System Acces.	488
8300	Crew_2	107	8413	Circular	95	8707	Cable System Acces.	488
8301	Crew_2	107	8414	Circular	95	8708	Cable System Acces.	488
8302	Crew_2	107	8420	Outlook_P	273	8709	Cable System Acces.	488
8303	Crew_2	107	8422	Outlook-C	483	8711	Cable System Acces.	488
8321	Chobin65 GX53	527	8423	Outlook-C15	496	8712	Cable System Acces.	488
8322	Chobin65 LED	527	8425	Trix-C30_1	508	8716	Cable System Acces.	500
8325	Tara_Q	361	8426	Trix-C30_1	508	8717	Cable System Acces.	500
8328	Tara_Q	361	8427	Trix-C30_2	508	8718	Cable System Acces.	500
8331	Tara_Q	361	8428	Trix-C30_2	508	8721	Cable System Acces.	500
8334	Tara_R	360	8429	Trix-C	485			510
8337	Tara_R	360	8430	Trix-C	485	8722	Cable System Acces.	500
8340	Tara_R	360	8435	Tablet-C15	497			510
8345	Poe_FL	281	8436	Tablet-C15	497	8726	Cable System Acces.	510
8346	Poe_FL	281	8442	Beebo-C30	506	8727	Cable System Acces.	510
8347	Poe_FL	281	8443	Beebo-C30	506	8728	Cable System Acces.	510
8350	Poe_P1	281	8445	Circular-C	483	8729	Cable System Acces.	510
8351	Poe_P1	281	8446	Circular-C	483	8736	Bell-C30	508
8352	Poe_P1	281	8455	Heli	165	8740	Minion_S1	226
8355	Poe_P3	281	8456	Heli	165	8741	Minion_S1	226
8356	Poe_P3	281	8457	Heli	165	8742	Minion_S1	226
8357	Poe_P3	281	8458	Heli	165	8743	Minion_S1	226
8360	Poe Plus	287	8459	Heli	165	8744	Minion_S1	226
8361	Poe Plus	287	8460	Beebo_S	57	8745	Minion_S1	226
8362	Poe Plus	287	8461	Beebo_S	57	8746	Minion_S1	226
8365	Joshua	187	8462	Beebo_S	57	8747	Minion_S1	226
8366	Joshua	187	8466	Bart_S	47	8748	Minion_S2	226
8382	Sisters_2	329	8467	Bart_S	47	8749	Minion_S2	226
8383	Sisters_1	329	8470	Outlook_C	273	8750	Minion_S2	226
8384	Sisters_2	329	8472	Outlook_S	273	8751	Minion_S2	226
8385	Sisters_2	329	8500	Poe_W	281	8752	Minion_S2	226
8386	Sisters_2	329	8501	Poe_W	281	8753	Minion_S2	226
8387	Sisters_1	329	8502	Poe_W	281	8754	Minion_S2	226
8388	Sisters_1	329	8505	Straight_P1	354	8755	Minion_S2	226
8389	Sisters_1	329	8506	Straight_P1	354	8756	Minion_S4	227
8390	Halfpipe	161	8507	Straight_P3	354	8757	Minion_S4	227
8391	Halfpipe	161	8508	Straight_P3	354	8758	Minion_S4	227
8392	Halfpipe	161	8650	Tu-V-C	485	8759	Minion_S4	227
8395	Halfpipe	161	8653	Sisters-C_248	487	8760	Minion_S4	227
8396	Halfpipe	161	8654	Sisters-C15_248	499	8761	Minion_S4	227
8397	Halfpipe	161	8656	Sisters-C_310	487	8762	Minion_S4	227

CODE	FAMILY	PAGE	CODE	FAMILY	PAGE	CODE	FAMILY	PAGE
8763	Minion_S4	227	8833	Gypsum ColoRing_Q3	427	8912	Box_W1 mono emission	88
8770	Box_W1 mono emission	88	8834	Gypsum ColoRing_Q3	427	8912M	Box_W1 mono emission	88
8770M	Box_W1 mono emission	88	8835	Gypsum ColoRing Power R	425	8913	Box_W1 mono emission	88
8770N	Box_W1 mono emission	88	8836	Gypsum ColoRing Power R	425	8913M	Box_W1 mono emission	88
8771	Box_W1 mono emission	88	8837	Gypsum ColoRing Power Q	425	8914	Box_W1 mono emission	88
8771M	Box_W1 mono emission	88	8838	Gypsum ColoRing Power Q	425	8914M	Box_W1 mono emission	88
8771N	Box_W1 mono emission	88	8840	Tu-V	405	8915	Box_W1 mono emission	88
8772	Box_W1 mono emission	88	8841	Tu-V	405	8915M	Box_W1 mono emission	88
8772M	Box_W1 mono emission	88	8842	Tu-V	405	8916	Box_W1 mono emission	89
8772N	Box_W1 mono emission	88	8843	Tu-V	405	8916M	Box_W1 mono emission	89
8773	Box_W1 mono emission	88	8844	Tu-V	405	8917	Box_W1 mono emission	89
8773M	Box_W1 mono emission	88	8845	Tu-O	395	8917M	Box_W1 mono emission	89
8773N	Box_W1 mono emission	88	8846	Tu-O	395	8918	Box_W1 mono emission	89
8774	Box_W1 mono emission	89	8850	Tu-Top	401	8918M	Box_W1 mono emission	89
8774M	Box_W1 mono emission	89	8851	Tu-Top	401	8919	Box_W1 mono emission	89
8774N	Box_W1 mono emission	89	8860	Gypsum_QC4	443	8919M	Box_W1 mono emission	89
8775	Box_W1 mono emission	89	8860N	Gypsum_QC4	443	8920	Aruba_S	39
8775M	Box_W1 mono emission	89	8861	Gypsum_O1	435	8921	Aruba_S	39
8775N	Box_W1 mono emission	89	8861N	Gypsum_O1	435	8922	Aruba_S	39
8776	Box_W1 mono emission	89	8862	Gypsum_O2	437	8923	Aruba_S	39
8776M	Box_W1 mono emission	89	8862N	Gypsum_O2	437	8924	Aruba_S	39
8776N	Box_W1 mono emission	89	8863	Gypsum_SQ	451	8925	Aruba_S	39
8777	Box_W1 mono emission	89	8863N	Gypsum_SQ	451	8926	Aruba_S	39
8777M	Box_W1 mono emission	89	8864	Gypsum_SR	451	8927	Aruba_S	39
8777N	Box_W1 mono emission	89	8864N	Gypsum_SR	451	8928	Aruba_P	39
8780	Minion_P1	225	8865	Gypsum_QC2	439	8929	Aruba_P	39
8781	Minion_P1	225	8865N	Gypsum_QC2	439	8930	Aruba_P	39
8782	Minion_P1	225	8866	Gypsum_R	431	8931	Aruba_P	39
8783	Minion_P1	225	8866N	Gypsum_R	431	8932	Aruba_P	39
8784	Minion_P1	225	8867	Gypsum_EYE1	433	8933	Aruba_P	39
8785	Minion_P1	225	8867N	Gypsum_EYE1	433	8934	Aruba_P	39
8786	Minion_P1	225	8869	Gypsum_QCY	441	8935	Aruba_P	39
8787	Minion_P1	225	8869N	Gypsum_QCY	441	8936	Antille_P	30
8788	Minion_P4	225	8870	Gypsum_QRD	445	8937	Antille_P	30
8789	Minion_P4	225	8870N	Gypsum_QRD	445	8938	Antille_P	30
8790	Minion_P4	225	8871	Gypsum_QC3	441	8939	Antille_P	30
8791	Minion_P4	225	8871N	Gypsum_QC3	441	8940	Pistillo	601
8792	Minion_P4	225	8872	Gypsum_D1	447	8941	Pistillo	601
8793	Minion_P4	225	8873	Gypsum_D2	447	8942	Pistillo	601
8794	Minion_P4	225	8880	Antille_S	31	8943	Pistillo	601
8795	Minion_P4	225	8881	Antille_S	31	8944	Pistillo	601
8815	Gypsum ColoRing_R1	426	8882	Antille_S	31	8945	Pistillo	601
8819	Gypsum ColoRing_R1	426	8883	Antille_S	31	8997	Hologram 3D	169
8823	Gypsum ColoRing_Q1	426	8885	Antille_S	31	8998	Hologram 3D	169
8827	Gypsum ColoRing_Q1	426	8886	Antille_S	31	9015	Tara Dimmable	367
8831	Gypsum ColoRing_R3	427	8887	Antille_S	31	9018	Tara Dimmable	367
8832	Gypsum ColoRing_R3	427	8888	Antille_S	31	9021	Tara Dimmable	367

CODE INDEX

CODE	FAMILY	PAGE	CODE	FAMILY	PAGE	CODE	FAMILY	PAGE
9024	Tara Maxi	374	9204	Reiki	309	9264	Puccini	323
9027	Tara Mega	375	9204M	Reiki	309	9265	Puccini	323
9035	Regolo 160	305	9205	Reiki	309	9266	Puccini	323
9036	Regolo 160	305	9205M	Reiki	309	9267	Puccini	323
9037	Regolo 160	305	9210	Rossini_S	324	9269	Puccini	323
9040	Regolo 240	305	9211	Rossini_S	324	9270	Puccini	323
9041	Regolo 240	305	9212	Rossini_S	324	9271	Puccini	323
9042	Regolo 240	305	9214	Rossini_S	324	9272	Puccini	323
9045	Regolo 320	305	9215	Sinfonia Sys. - Rossini_S	475	9274	Puccini	323
9046	Regolo 320	305	9216	Sinfonia Sys. - Rossini_S	475	9315	Antigua_FL	22
9047	Regolo 320	305	9217	Sinfonia Sys. - Rossini_S	475	9316	Antigua_FL	22
9095	Butler	519	9219	Sinfonia Sys. - Rossini_S	475	9320	Lira_FL	541
9135	Igloo_S ON/OFF	182	9220	Rossini_TAB	324	9321	Lira_FL	541
9136	Igloo_S ON/OFF	182	9221	Rossini_TAB	324	9322	Lira_P	541
9137	Igloo_S ON/OFF	182	9222	Rossini_TAB	324	9323	Lira_P	541
9138	Igloo_S DALI	183	9224	Rossini_TAB	324	9324	Lira_S	541
9139	Igloo_S DALI	183	9225	Rossini_P	324	9325	Lira_S	541
9140	Igloo_S DALI	183	9226	Rossini_P	324	9330	Lingotto_P	534
9141	Igloo_S DALI	183	9227	Rossini_P	324	9331	Lingotto_P	534
9142	Igloo_S DALI	183	9229	Rossini_P	324	9332	Lingotto_P CABLE	534
9143	Igloo_S DALI	183	9230	Verdi	325	9333	Lingotto_P CABLE	534
9144	Igloo_S DALI	183	9231	Verdi	325	9334	Lingotto_S	535
9145	Igloo_S DALI	183	9232	Verdi	325	9335	Lingotto_S	535
9146	Igloo_S DALI	183	9234	Verdi	325	9336	Lingotto_S	535
9147	Igloo_W ON/OFF	182	9235	Vivaldi_W	325	9337	Lingotto_S	535
9148	Igloo_W ON/OFF	182	9236	Vivaldi_W	325	9338	Lingotto_W	535
9149	Igloo_W ON/OFF	182	9237	Vivaldi_W	325	9339	Lingotto_W	535
9150	Igloo_W ON/OFF	182	9239	Vivaldi_W	325	9340	Lingotto_W	535
9151	Igloo_W ON/OFF	182	9240	Vivaldi_P1	325	9341	Lingotto_W	535
9152	Igloo_W ON/OFF	182	9241	Vivaldi_P1	325	9345	Dama	126
9160	Polo_S	297	9242	Vivaldi_P1	325	9346	Dama	126
9161	Polo_S	297	9244	Vivaldi_P1	325	9347	Dama	126
9162	Polo_P	296	9245	Vivaldi_P3	325	9349	Dama	126
9163	Polo_P	296	9246	Vivaldi_P3	325	9350	Dama	126
9164	Polo_P DALI	296	9247	Vivaldi_P3	325	9351	Dama	126
9165	Polo_P DALI	296	9249	Vivaldi_P3	325	9355	Birba_P GU10	73
9166	Polo-C_660	484	9250	Puccini	323	9357	Birba_P GU10	73
		507	9251	Puccini	323	9358	Birba_P GU10	73
		484	9252	Puccini	323	9361	Birba_P GU10	73
9167	Polo-C_960	507	9254	Puccini	323	9363	Birba_P GU10	73
		605	9255	Puccini	323	9364	Birba_P GU10	73
9170	Switch	605	9256	Puccini	323	9367	Birba_P GU10	73
9171	Switch	605	9257	Puccini	323	9369	Birba_P GU10	73
9172	Switch	605	9259	Puccini	323	9370	Birba_P GU10	73
9201	Reiki	309	9260	Puccini	323	9373	Birba_S GU10	74
9201M	Reiki	309	9261	Puccini	323	9375	Birba_S GU10	74
9202	Reiki	309	9262	Puccini	323	9376	Birba_S GU10	74
9202M	Reiki	309						

CODE	FAMILY	PAGE	CODE	FAMILY	PAGE	CODE	FAMILY	PAGE
9379	Birba_S GU10	74	9472	Birba_FL E27	75	9539M	Box_W2 bi emission	91
9381	Birba_S GU10	74	9475	Birba_FL E27	75	9540	Box_W1 mono emission	88
9382	Birba_S GU10	74	9477	Birba_FL E27	75	9540M	Box_W1 mono emission	88
9385	Birba_S GU10	74	9478	Birba_FL E27	75	9540N	Box_W1 mono emission	88
9387	Birba_S GU10	74	9490	Sinfonia Sys. - Rossini_P	475	9541	Box_W1 mono emission	88
9388	Birba_S GU10	74	9491	Sinfonia Sys. - Rossini_P	475	9541M	Box_W1 mono emission	88
9391	Birba_W1 MONO EM. GU10	74	9492	Sinfonia Sys. - Rossini_P	475	9541N	Box_W1 mono emission	88
9393	Birba_W1 MONO EM. GU10	74	9494	Sinfonia Sys. - Rossini_P	475	9542	Box_W1 mono emission	89
9394	Birba_W1 MONO EM. GU10	74	9495	Sinfonia Sys. - Verdi	475	9542M	Box_W1 mono emission	89
9397	Birba_W2 BI EM. GU10	75	9496	Sinfonia Sys. - Verdi	475	9542N	Box_W1 mono emission	89
9399	Birba_W2 BI EM. GU10	75	9497	Sinfonia Sys. - Verdi	475	9543	Box_W1 mono emission	89
9400	Birba_W2 BI EM. GU10	75	9499	Sinfonia Sys. - Verdi	475	9543M	Box_W1 mono emission	89
9403	Birba_P E27	73	9500	Sinfonia Sys. - Vivaldi	475	9543N	Box_W1 mono emission	89
9405	Birba_P E27	73	9501	Sinfonia Sys. - Vivaldi	475	9545	Box_W2 bi emission	90
9406	Birba_P E27	73	9502	Sinfonia Sys. - Vivaldi	475	9545M	Box_W2 bi emission	90
9409	Birba_P E27	73	9504	Sinfonia Sys. - Vivaldi	475	9545N	Box_W2 bi emission	90
9411	Birba_P E27	73	9505	Sinfonia Sys. - Puccini	474	9546	Box_W2 bi emission	90
9412	Birba_P E27	73	9506	Sinfonia Sys. - Puccini	474	9546M	Box_W2 bi emission	90
9415	Birba_P E27	73	9507	Sinfonia Sys. - Puccini	474	9546N	Box_W2 bi emission	90
9417	Birba_P E27	73	9509	Sinfonia Sys. - Puccini	474	9547	Box_W2 bi emission	91
9418	Birba_P E27	73	9510	Sinfonia Sys. - Puccini	474	9547M	Box_W2 bi emission	91
9421	Birba_S E27	74	9511	Sinfonia Sys. - Puccini	474	9547N	Box_W2 bi emission	91
9423	Birba_S E27	74	9512	Sinfonia Sys. - Puccini	474	9548	Box_W2 bi emission	91
9424	Birba_S E27	74	9514	Sinfonia Sys. - Puccini	474	9548M	Box_W2 bi emission	91
9427	Birba_S E27	74	9515	Sinfonia Sys. - Puccini	474	9548N	Box_W2 bi emission	91
9429	Birba_S E27	74	9516	Sinfonia Sys. - Puccini	474			545
9430	Birba_S E27	74	9517	Sinfonia Sys. - Puccini	474	10013	Accessories	595
9433	Birba_S E27	74	9519	Sinfonia Sys. - Puccini	474	10015	Accessories	545
9435	Birba_S E27	74	9520	Sinfonia Sys. - Puccini	474	10114	Oh!_P LED	244
9436	Birba_S E27	74	9521	Sinfonia Sys. - Puccini	474	10115	Oh!_C1	484
9439	Birba_W1 MONO EM. E27	74	9522	Sinfonia Sys. - Puccini	474	10116	Oh!_C1	484
9441	Birba_W1 MONO EM. E27	74	9524	Sinfonia Sys. - Puccini	474	10382	Ohps_P E27	260
9442	Birba_W1 MONO EM. E27	74	9532	Box_W2 bi emission	90	10383	Ohps_P E27	260
9445	Birba_W2 BI EMISSION E27	75	9532M	Box_W2 bi emission	90	12100	Oh!_FL E27	247
9447	Birba_W2 BI EMISSION E27	75	9533	Box_W2 bi emission	90	12101	Oh!_P E27	245
9448	Birba_W2 BI EMISSION E27	75	9533M	Box_W2 bi emission	90	12102	Oh!_FL E27	247
9451	Birba_C GU10	73	9534	Box_W2 bi emission	90	12103	Oh!_P E27	245
9453	Birba_C GU10	73	9534M	Box_W2 bi emission	90	12104	Oh!_FL E27	247
9454	Birba_C GU10	73	9535	Box_W2 bi emission	90	12105	Oh!_P E27	245
9457	Birba_C E27	73	9535M	Box_W2 bi emission	90	12106	Oh!_FL E27	247
9459	Birba_C E27	73	9536	Box_W2 bi emission	91	12107	Oh!_P E27	245
9460	Birba_C E27	73	9536M	Box_W2 bi emission	91	12122	Oh!_S E27	249
9463	Birba_TAB E27	75	9537	Box_W2 bi emission	91	12124	Oh!_S E27	249
9465	Birba_TAB E27	75	9537M	Box_W2 bi emission	91	12126	Oh!_S E27	249
9466	Birba_TAB E27	75	9538	Box_W2 bi emission	91	12131	Oh!_S LED	248
9469	Birba_FL E27	75	9538M	Box_W2 bi emission	91	12132	Oh!_S LED	248
9471	Birba_FL E27	75	9539	Box_W2 bi emission	91	12133	Oh!_S LED	248

CODE INDEX

CODE	FAMILY	PAGE	CODE	FAMILY	PAGE	CODE	FAMILY	PAGE
12135	Oh!_P LED	244			565	16191	Oh!_FL65 LED	574
12136	Oh!_P LED	244			574	16192	Oh!_FL65 LED	574
12137	Oh!_P LED	244			575	16193	Oh!_FL65 LED	574
12138	Oh!_P LED	244	14931	Accessories	579	16201	Peggy_FL	595
12140	Oh!-C2_280	484			585	16202	Peggy_FL	595
12141	Oh!-C15_280	496			590	16213	Oh! Smash_P65	584
12142	Oh!-C30_280	507			545	16214	Oh! Smash_S65	584
12145	Oh!-C30_380	507			565	16215	Oh! Smash_FL65	585
12213	Oh! Smash_P E27	254			574	16216	Oh! Smash_P65	584
12214	Oh! Smash_S E27	254	14937	Accessories	575	16217	Oh! Smash_S65	584
12215	Oh! Smash_FL E27	255			579	16218	Oh! Smash_FL65	585
12216	Oh! Smash_P E27	254			595	16227	Oh! Dynamic White	565
12217	Oh! Smash_P E27	254	14958	Electronics	545	16228	Oh! Dynamic White	565
12218	Oh! Smash_FL E27	255			545	16229	Oh! Dynamic White	565
12220	Oh!_PM3 E27	246	14991	Accessories	595	16230	Oh! Dynamic White	565
12221	Oh!_PM3 E27	246			565	16380	Ohps_FL65 E27	590
12224	Oh!_PM5 E27	246			574	16382	Ohps_FL65 E28	590
12225	Oh!_PM5 E27	246	14992	Accessories	575	16384	Ohps_FL65 LED	590
12380	Ohps_FL E27	261			579	16385	Ohps_FL65 LED	590
12381	Ohps_FL E27	261			601	16386	Ohps_FL65 E27	591
12386	Ohps_S E27	260	15000	Baby Marge	43	16387	Ohps_FL65 E27	591
12387	Ohps_S E27	260	15111	Oh!_P65 LED	570	50370	Accessories	613
14020	Accessories	595	16000	Marge_FL65 RGB LED	545	51365	Vision_WJ	613
		565	16001	Marge_FL65 E27	545	51366	Vision_WJ	613
		574	16105	Oh!_S65 LED	572	51395	Vision_2	613
14080	Accessories	575	16106	Oh!_P65 LED	570	51396	Vision_2	613
		579	16109	Oh!_S65 LED	572	51456	Vega-C30_3	509
		565	16110	Oh!_P65 LED	570	51545	Orion-C30J	509
		574	16112	Oh!_S65 LED	572	51585	Vision_1	613
14081	Accessories	575	16113	Oh!_P65 LED	570	51586	Vision_1	613
		579	16115	Oh!_P65 LED	570	52700	Accessories	609
		565	16130	Oh! Mars E27	579	52901	Texo_RJ	609
		574	16131	Oh! Mars E27	579	52951	Texo_QJ	609
14082	Accessories	575	16132	Oh! Mars E27	579	54284N00	Matrix-C30	508
		579	16133	Oh! Mars E27	579	54285N00	Matrix-C30	508
14100	Accessories	590	16150	Oh!_FL65 E27	575	57154W85	Mini-Dual	131
		565	16160	Oh!_FL65 E27	575	57155W85	Mini-Dual	131
		574	16162	Oh!_FL65 E27	575	59114	Orion-C15_J	498
		575	16164	Oh!_FL65 E27	575	59115	Orion-C15_J	498
14930	Accessories	579	16168	Oh!_P65 E27	571	59404	Baton_SQ	51
		585	16169	Oh!_P65 E27	571	59406	Baton_SQ	51
		590	16170	Oh!_P65 E27	571	59407	Baton_SQ	51
			16180	Oh!_P65 E27	571	59434	Baton_SR	51
			16181	Oh!_S65 E27	573	59436	Baton_SR	51
			16183	Oh!_S65 E27	573	59437	Baton_SR	51
			16185	Oh!_S65 E27	573	59744	Orion-C_2	486
			16190	Oh!_FL65 LED	574	59745	Orion-C_2	486












































CODE	FAMILY	PAGE	CODE	FAMILY	PAGE	CODE	FAMILY	PAGE
59754	Orion-C_1	486	60910W00	Gypsum_WRX	455	90206	Triad_W	391
60680N70	Gypsum_WF3	463	60920N70	Gypsum_WF1	459	90207	Triad_W	391
60680W70	Gypsum_WF3	463	60920W70	Gypsum_WF1	459	90208	Triad_S	391
60811N00	Gypsum_WR3	455	60930N70	Gypsum_WF2	459	90209	Triad_S	391
60811W00	Gypsum_WR3	455	60930W70	Gypsum_WF2	459	90222	Triad_W	391
60813N00	Gypsum_WR1	457	61270	Accessories	459	90223	Triad_W	391
60813W00	Gypsum_WR1	457	61280	Accessories	459	90224	Triad_S	391
60814N00	Gypsum_WRQ	461	61290	Accessories	463	90225	Triad_S	391
60814W00	Gypsum_WRQ	461	61390N00	Gypsum_WF4	463	90228	Triad_W	391
60815N00	Gypsum_WR2	457	61390W00	Gypsum_WF4	463	90229	Triad_W	391
60815W00	Gypsum_WR2	457	62424	Electronics	439	90230	Triad_S	391
60817N00	Gypsum_W2 bi emiss	417	62431	Electronics	439	90231	Triad_S	391
60817W00	Gypsum_W2 bi emiss	417	62432	Electronics	439	90238	Moledro_S	232
60819N00	Gypsum_W3 bi emiss	417	63820N00	Gypsum_QD2	445	90239	Moledro_P	233
60819W00	Gypsum_W3 bi emiss	417	63820W00	Gypsum_QD2	445	90240	Matrioska	203
60824N45	Gypsum_O3	435	63830N00	Gypsum_QD1	439	90241	Matrioska	203
60824W45	Gypsum_O3	435	63830W00	Gypsum_QD1	439	90245	Matrioska	203
60827N45	Gypsum_O4	437	64180	Accessories	463	90246	Matrioska	203
60827W45	Gypsum_O4	437	64500N60	Gypsum_QC1	443	90281	Crumb	111
		431	64500W60	Gypsum_QC1	443	90282	Crumb	111
		433	64511W94	Dual_W1	131	90283	Horizon_S	173
		435	64512W94	Dual_W1	131	90284	Horizon_S	173
		437	64598W90	Dual_W2	131	90285	Horizon_S	173
		439	64599W90	Dual_W2	131	90286	Horizon_P	173
		441	64652W70	Baton-C_1	483	90287	Horizon_P	173
		443	64653W70	Baton-C_1	483	90288	Horizon_P	173
60830	Accessories	445	64654W70	Baton-C15_1	496	90296	Crumb	111
		447	64655W70	Baton-C15_1	496	90297	Crumb	111
		455	64656W50	Baton-C_2	483	90300	Gluèd_W	155
		457	64657W50	Baton-C_2	483	90301	Gluèd_W	155
		459	64658W50	Baton-C15_2	496	90302	Gluèd_SB	154
		461	64659W50	Baton-C15_2	496	90303	Gluèd_SB	154
		463	64709W00	Self-C15_R	497	90304	Gluèd_SB	154
60834N00	Gypsum_W1 mono emis.	417	64710W50	Self-C15_RJ	497	90305	Gluèd_SB	154
60834W00	Gypsum_W1 mono emis.	417	64731W00	Self-C15_R	497	90306	Gluèd_SQ	153
60836	Accessories	455	64732W50	Self-C15_RJ	497	90307	Gluèd_SQ	153
		455	84647	Electronics	565	90308	Gluèd_PB	153
60837	Accessories	457	84893	Accessories	609	90309	Gluèd_PB	153
		461	84894	Accessories	609	90315	Moledro_W	232
60838	Accessories	457			455	90316	Moledro_W	232
		439	89144	Electronics	457	90317	Moledro_S	232
60840	Accessories	441			459	90318	Moledro_P	233
		443			461	90320	Metal	207
60852N50	Gypsum_EYE2	433			455	90322	Metal	207
60852W50	Gypsum_EYE2	433	89145	Electronics	457	90324	Metal	207
60860	Accessories	431			459	90332	Metal	207
60910N00	Gypsum_WRX	455			461	90333	Metal	207

CODE INDEX

CODE	FAMILY	PAGE	CODE	FAMILY	PAGE	CODE	FAMILY	PAGE
90334	Metal	207			431	KIT0091	Sinfonia Sys. - master canopy	472
90335	Triad 2.0	387			433	KIT0092	Sinfonia Sys. - master canopy	472
90336	Triad 2.0	387			435	KIT0094	Sinfonia Sys. - master canopy	472
90337	Triad 2.0	387			437	KIT0096	Accessories	183
90345	Antigua_S	23			439	KIT0097	Electronics	425
90346	Antigua_S	23			441	KIT0098	Accessories	183
90347	Antigua_S	23	99344	Electronics	443	KIT0099	Accessories	183
90348	Antigua_P	22			445	KIT01	Accessories	147
90349	Antigua_P	22			451	KIT0100	Sinfonia Sys. - slave canopy	473
		435			455	KIT0101	Sinfonia Sys. - slave canopy	473
99106	Electronics	437			457	KIT0102	Sinfonia Sys. - slave canopy	473
		431			459	KIT0104	Sinfonia Sys. - slave canopy	473
		433			461	KIT0106	Sinfonia Sys. - cable	473
		435	99345	Electronics	441	KIT0107	Accessories	297
		437	99701	Electronics	565	KIT0108	Accessories	297
		439	99703	Electronics	565	KIT0112	Tu-O black cover	395
		441	99741	Electronics	565	KIT0113	Tu-O black cover	395
99115	Electronics	443	99743	Electronics	565	KIT0114	Electronics	425
		445	KIT0018	Electronics	601	KIT0115	Electronics	601
		451			47	KIT0116	Electronics	601
		455			57			99
		457			85	KIT72	Electronics	340
		459			86			341
		461			87			340
		433			88	KIT73	Electronics	341
99126	Electronics	445			89	KIT77	Accessories	601
99128	Electronics	443			90	KIT9095	Accessories	519
		431	KIT0026	Accessories	91	TR4000-3	Vega-C30_1	509
		433			165	TR4000-48	Vega-C30_1	509
		435			267	TR4000-5	Vega-C30_1	509
		437			273	TR4000-9	Vega-C30_1	509
99147	Electronics	439			346	TR4014-3	Vega-C30_2	509
		441			367	TR4014-48	Vega-C30_2	509
		443			374	TR4014-5	Vega-C30_2	509
		445			375	TR4101-3	Cable System Acces.	510
		451	KIT0028	Accessories	57	TR4101-4	Cable System Acces.	510
99195	Electronics	443	KIT0029	Accessories	57	TR4101-5	Cable System Acces.	510
		431			267	TR4101-8	Cable System Acces.	510
		433	KIT0064	Electronics	273	TR4101-9	Cable System Acces.	510
		435			267			501
		437	KIT0065	Electronics	273	TR4103-3	Cable System Acces.	510
		439			570			501
99243	Electronics	441	KIT0066	Electronics	572	TR4103-4	Cable System Acces.	510
		443			574			501
		445	KIT0083	Accessories	561	TR4103-48	Cable System Acces.	510
		451	KIT0090	Sinfonia Sys. - master canopy	472			501
						TR4103-5	Cable System Acces.	510

CODE	FAMILY	PAGE	CODE	FAMILY	PAGE	CODE	FAMILY	PAGE
TR4103-9	Cable System Acces.	501	TR4120-8	Cable System Acces.	488			489
		510	TR4121-3	Cable System Acces.	500	TR4152-20	Cable System Acces.	501
TR4104-3	Cable System Acces.	501	TR4121-4R	Cable System Acces.	500			511
		511	TR4121-5	Cable System Acces.	500			489
TR4104-8	Cable System Acces.	501	TR4121-8	Cable System Acces.	500	TR4152-25	Cable System Acces.	501
		511	TR4121-9	Cable System Acces.	500			511
TR4105-3	Cable System Acces.	511			501			489
TR4105-4R	Cable System Acces.	511	TR4124-3	Cable System Acces.	511	TR4152-30	Cable System Acces.	501
TR4105-5	Cable System Acces.	511			501			511
TR4105-8	Cable System Acces.	511	TR4124-8	Cable System Acces.	511			489
TR4105-9	Cable System Acces.	511			489	TR4152-50	Cable System Acces.	501
TR4109-3	Cable System Acces.	500	TR4151	Cable System Acces.	501			511
		510			511	TR4200-3	Halley-C15_1	498
		500			489	TR4200-48	Halley-C15_1	498
TR4109-4	Cable System Acces.	510	TR4151-5	Cable System Acces.	501	TR4200-9	Halley-C15_1	498
		510			511	TR4201-3	Halley-C15_J1	498
TR4109-5	Cable System Acces.	510			489	TR4201-48	Halley-C15_J1	498
		500	TR4151-10	Cable System Acces.	501	TR4201-9	Halley-C15_J1	498
TR4109-8	Cable System Acces.	510			511	TR4202-3	Halley-C15_J2	498
		500			489	TR4202-48	Halley-C15_J2	498
TR4109-9	Cable System Acces.	510	TR4151-15	Cable System Acces.	501	TR4202-9	Halley-C15_J2	498
		488			511	TR4217-9	Bell-C15	497
TR4111-3	Cable System Acces.	488			489	TR4302-3	Tek-C_1	486
TR4111-4	Cable System Acces.	488	TR4151-20	Cable System Acces.	501	TR4302-48	Tek-C_1	486
TR4111-5	Cable System Acces.	488			511	TR4302-9	Tek-C_1	486
TR4111-8	Cable System Acces.	488			489	TR4303-3	Andromeda-C_2	485
TR4111-9	Cable System Acces.	488	TR4151-25	Cable System Acces.	501	TR4303-48	Andromeda-C_2	485
TR4113-3	Cable System Acces.	500			511	TR4303-9	Andromeda-C_2	485
TR4113-4	Cable System Acces.	500			489	TR4304-3	Andromeda-C_1	485
TR4113-5	Cable System Acces.	500	TR4151-30	Cable System Acces.	501	TR4304-48	Andromeda-C_1	485
TR4113-8	Cable System Acces.	500			511	TR4304-4R	Andromeda-C_1	485
TR4113-9	Cable System Acces.	500			489	TR4304-9	Andromeda-C_1	485
TR4114-3	Cable System Acces.	488	TR4151-50	Cable System Acces.	501	TR4317-9	Bell-C	486
TR4114-4	Cable System Acces.	488			511			
TR4114-5	Cable System Acces.	488			489			
TR4114-8	Cable System Acces.	488	TR4152	Cable System Acces.	501			
TR4114-9	Cable System Acces.	488			511			
TR4117-3	Cable System Acces.	489			489			
TR4117-4R	Cable System Acces.	489	TR4152-5	Cable System Acces.	501			
TR4117-5	Cable System Acces.	489			511			
TR4117-8	Cable System Acces.	489			489			
TR4117-9	Cable System Acces.	489	TR4152-10	Cable System Acces.	501			
TR4119-3	Cable System Acces.	489			511			
TR4119-4	Cable System Acces.	489			489			
TR4119-48	Cable System Acces.	489	TR4152-15	Cable System Acces.	501			
TR4119-5	Cable System Acces.	489			511			
TR4119-9	Cable System Acces.	489			489			
TR4120-3	Cable System Acces.	488						

SYMBOLS

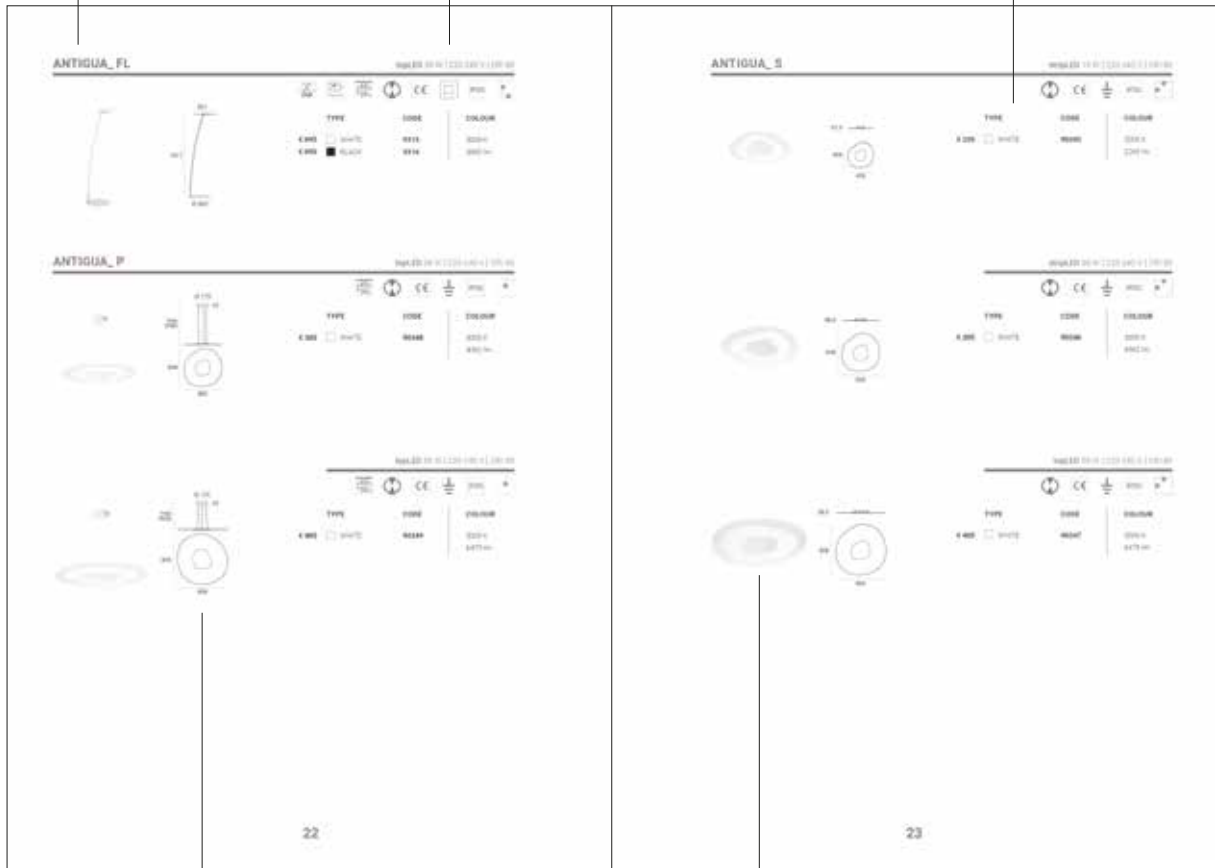
	CE marking		Costant Voltage
	Pendant luminaires		Optics
	Ceiling lights		
	Wall lights		
	Wall/ceiling lights		
	Floor lamps		
	Table lamps		
	Recessed luminaires		Orientable light beam
	Cable system		Double emission luminaire
	Protection class (IEC 60529) against foreign bodies and water <IP44		Double emission - luminous flux percentages
			
	Protection class (IEC 60529) against foreign bodies and water ≥ IP44		Round installation hole
			Quadrangular installation hole
			Emergency version
			Motion sensor
	Protection index on the optical compartment		Stainless steel
	Class I - IEC protection class		Drive-over lighting fixture (2,500 kg)
	Class II - IEC protection class		Power supply cable included
	Class III - IEC protection class		Simply Dim
	Driver not included		Push Dim
	Costant Current		Phase-cut
			DALI / Push Dim

HOW TO

Famiglia
Family
Familie
Familie
Familia
Семья

Informazioni prodotto
Product information
Informations sur le produit
Produktinformationen
Informaciones sobre el producto
Информация об изделии

Tabella composizione
Composition table
Tableau de composition
Tabelle Zusammensetzung
Tabla de composición
Таблица композиции



Disegno tecnico quotato
Dimensioned technical drawing
Cotation du dessin technique
Bemaßte technische Zeichnung
Dibujo técnico acotado
Технический чертеж с размерами

Dettaglio prodotto
Product detail
Détail du produit
Produktdetails
Detalle del producto
Характеристика изделия

FINISHES



■ DARK GREY



■ STAINLESS STEEL



■ NICKEL



■ BURNED



■ DARK BROWN



■ RUST



■ CHAMPAGNE



■ GOLD / PAINTED G. / GOLDEN LEAF



■ COPPER / PAINTED COPPER




■ REAL BRUSHED COPPER



■ REAL BRUSHED BRASS



■ REAL POLISHED BRASS



■ REAL POLISHED ALUMINIUM



■ ANODIZED ALUMINIUM



■ CHROME



■ DARK CHROME



■ OAK WOOD



■ WENGÈ



■ CHERRY WOOD



■ ASH WOOD



■ WALNUT WOOD



■ MESH FABRIC



■ SABLÈ



■ CONCRETE



■ LIGHT BETON



■ GREY



■ BLACK



■ WHITE



■ BROWN



■ RED




■ AZURE



■ MINT GREEN



■ TIFFANY GREEN



■ SMOKED GLASS



■ TRANSPARENT GLASS



■ LILAC GLASS



■ AMBER GLASS



■ LAVA COLOUR



■ ANTHRACITE

ADDRESSES

Linea Light HQ Italy

via della Fornace, 59 z.i.
31023 Castelminio di Resana (TV) - Italy
Phone: +39 0423 7868
Fax: +39 0423 786900
info@linealight.com

Linea Light UK

Suite 109 - The Business Design Centre
52 Upper Street - Islington N10QH
London - UK
Phone: +44 0203 6371983
info@linealight-uk.com

Linea Light Polska

ul. Wiosenna, 47
41253 Czeladz - Poland
Phone: +48 32 760 98 71
Fax: +48 32 760 98 76
biuro@linealight.com.pl

Linea Light USA - Inter Lux

3741 Commerce Drive
Suites 306-308
Baltimore, MD 21227 - USA
Phone: +1 410 381 1497
Fax: +1 410 381 1589
answers@inter-lux.com

Linea Light Singapore

21 Kaki Bukit Place, 5th Fl.
Eunos Techpark Singapore
416199 Singapore
Phone: +65-6908 5758
info.sg@linealight.com

LightVillage Milano

Exhibition Area Only
via Morimondo, 26 int. 17G
20143 Milano - Italy
Phone: +39 02 36750915
Fax: +39 02 36750915
milano@lightvillage.it

Linea Light France

Z.A. Heiden Est, 12 rue des Pays-Bas
68310 Wittelshheim - France
Phone: +33 389 75 52 23
Fax: +33 389 75 59 07
info@linealight.fr

Linea Light Russia

Design Center Artplay
Nizhnyaya Syromyatnicheskaya 10/2 enter B,
3rd floor, office 14
105120 Moscow - Russia Federation
Phone: +7 495 639 9941
info@linealight.ru

Linea Light GCC

Jumeirah Lake Towers
JBC2 - 35th Floor Cluster V - Dubai - UAE
P.O. Box 125902
Phone: +971 4 4218275
Fax: +971 4 4218274
info@linealight.ae

Linea Light Roma

Via Stendhal, 22
00144 Roma - Italy
Phone: +39 06 5935106
info@linealightroma.com

Linea Light Deutschland

Aktienstraße 214
45473 Mülheim Ruhr - Germany
Phone: +49 208 299979-0
Fax: +49 208 299979-10
service@linealight.de

Linea Light Spain

C/ Longares, 48
28022 Madrid - Spain
Phone: +34 912534773
info@linealigh.es

Linea Light Asia - Pacific

No. 7, Nanyi Huayuan Road, Industry Avenue,
528478 Xiaolan Town, Zhongshan City,
Guangdong Province - China
Phone: +86 760 87618355
Fax: +86 760 87553990
info@linealight.cn

linealight.com

5

YEARS WARRANTY

^{IT} — Linea Light Group offre una garanzia di 5 anni sui propri prodotti per vizi di fabbricazione previa compilazione dell'apposito modulo di attivazione, disponibile sul sito www.linealight.com. In mancanza di attivazione rimane valida la garanzia prevista per legge. I prodotti devono essere installati tassativamente con alimentazioni, cablaggi e accessori originali del Gruppo Linea Light, o eventualmente approvati dall'azienda. L'utilizzo di accessori non originali, o non approvati, determina il decadimento di ogni garanzia sul prodotto.

Per ulteriori informazioni, consultare il sito www.linealight.com

^{DE} — Die Firma Linea Light Group gibt eine Garantie von 5 Jahren auf ihre Produkte in Bezug auf Produktionsfehler. Voraussetzung für die Inanspruchnahme der Garantie ist das Ausfüllen des entsprechenden Formulars zur Aktivierung der Garantie, das auf der Webseite www.linealight.com verfügbar ist. Wenn keine Aktivierung der Garantie erfolgt, gilt die gesetzlich vorgeschriebene Garantie. Die Produkte müssen obligatorisch mit Originalstromversorgung, Originalkabeln und Originalzubehör der Linea Light Group oder mit Teilen, die von der Linea Light Group ausdrücklich empfohlen sind, installiert werden. Die Verwendung von nicht originale oder nicht vom Hersteller empfohlenem Zubehör führt zu einem sofortigen Verfall vom Garantieanspruch für das Produkt.

Für weitere Informationen, besuchen Sie bitte www.linealight.com

^{EN} — Linea Light Group offers a 5-year warranty on its products against manufacturing defects, subject to filling in the activation form available at www.linealight.com. In the absence of activation, the statutory warranty remains valid. All power supply, wiring and accessories used for product installation shall be original Linea Light Group parts or approved by the company. The warranty will become void if non original or non approved parts are used.

For more information, please visit our website www.linealight.com

^{ES} — Linea Light Group ofrece una garantía de 5 años para sus productos por vicios de fabricación previa cumplimentación del formulario correspondiente de activación, disponible en el sitio www.linealight.com. En caso de no activación, la garantía es la contemplada por la ley. Los productos se han de instalar obligatoriamente con alimentaciones, cableados y accesorios originales de Linea Light Group o, de otra forma, deben ser aprobados por la empresa misma. El uso de accesorios no originales, o no aprobados, anula todas las garantías del producto.

Para más información, visite www.linealight.com

^{FR} — Linea Light Group offre une garantie de 5 ans sur ses produits pour vice de fabrication à condition d'avoir préalablement rempli le formulaire d'activation correspondant, disponible sur le site www.linealight.com. En cas de non-activation, la garantie prévue par la loi reste valable. Les produits doivent impérativement être installés avec des alimentations, des câblages et des accessoires Linea Light Group, ou qui ont été approuvés par l'entreprise. L'utilisation d'accessoires non d'origine, ou non approuvés, entraîne la déchéance de toute garantie sur le produit.

Pour tout renseignement complémentaire, consulter le site www.linealight.com

^{PY} — Linea Light Group дает 5-летнюю гарантию на свои изделия от дефектов производства после заполнения соответствующего бланка активации, который можно найти на сайте www.linealight.com. При отсутствии активации действует предусмотренная законом гарантия. Изделия должны обязательно устанавливаться с оригинальными или одобренными Linea Light Group блоками питания, проводами и аксессуарами. В случае использования неоригинальных или неодобренных производителем аксессуаров гарантия на изделия будет аннулирована.

Еще больше информации на нашем сайте www.linealight.com

^{IT} — Tutti gli articoli sono in classe energetica A++. I lumen indicati si riferiscono all'emissione della sorgente. Gli schemi di collegamento per gli articoli dell'elettronica sono disponibili all'interno della documentazione tecnica.

^{DE} — Alle Artikel gehören zur Energieeffizienzklasse A++. Der angegebene Wert in Lumen bezieht sich auf die Abstrahlung der Lichtquelle. Die Anschlusspläne der elektronischen Artikel sind in der technischen Dokumentation enthalten.

^{IT} — I disegni, le quote, i materiali ed i colori del presente catalogo si intendono a titolo indicativo. Nell'interesse della clientela, l'Azienda si riserva il diritto di modificare i modelli in ogni momento senza l'obbligo di preavviso.

^{DE} — Die Zeichnungen, die Maße, die Materialien und die Farben im vorliegenden Katalog sind reine Anhaltswerte. Im Interesse der Kundschaft behält sich das Unternehmen das Recht vor, die Modelle jederzeit ohne Vorankündigung zu ändern.

^{EN} — All articles belong to energy class A++. The lumens indicated refer to the light source emission. The connection diagrams for electronics articles are included in the technical documentation.

^{ES} — Todos los artículos son de clase energética A++. Los lúmenes indicados se refieren a la emisión de la fuente luminosa. Los esquemas de conexión para los artículos de la electrónica están disponibles dentro de la documentación técnica.

^{EN} — The drawings, dimensions, materials and colours contained in this catalogue are merely indicative. In the customers' interest, the Company reserves the right to modify the models at any time without notice.

^{ES} — Los diseños, las medidas, los materiales y los colores de este catálogo tienen valor puramente indicativo. En interés de la clientela, la Empresa se reserva el derecho de modificar los modelos en cualquier momento sin obligación de aviso previo.

^{FR} — Tous les articles sont en classe énergétique A++. Les lumens indiqués se réfèrent à l'émission de la source lumineuse. Les schémas de branchement pour les articles électroniques sont disponibles à l'intérieur de la documentation technique.

^{PY} — Все артикулы имеют класс энергопотребления A++. Указанное значение в люменах относится к излучению источника света. Схемы соединений для электронных изделий приведены в технической документации.

^{FR} — Les dessins, les cotes, les matériaux et les couleurs du présent catalogue sont purement à titre indicatif. Dans l'intérêt de la clientèle, l'Entreprise se réserve le droit de modifier à tout moment les modèles sans obligation de préavis.

^{PY} — Чертежи, размеры, материалы и цвета, приведенные в настоящем каталоге, носят ориентировочный характер. В интересах клиентов Компания оставляет за собой право вносить изменения в модели в любой момент без обязанности предварительного предупреждения.

Art direction:

Linea Light Group - Marketing Dept.

Photographers:

Quasarfoto

Elena Prosdocimo, Paolo Falasca

Studio Pointer

Studio Indoor

Luigi De Nadai

Press:

Graficart

Thanks to:

Cartawall (a brand of Acriliko - Unicolor Spa)

Valentini Interiors Snc, Cadoneghe (Padova, IT) and Valentini Srl

Nanni Culotta Photographer and Studio UAIG Architettura (Arch. Luca Grammauta) / Casa_ad (Palermo, IT)

Yannis Kontos Photojournalists and IFI Group / Sirene Beach Hotel (Rhodes, GR)

Hotel Ristorante Fior, Castelfranco Veneto (Treviso, IT)

Shine Residence (Jesolo, IT)

Arch. Rosa Amato / private house (Ivrea, IT)

Creative Commons Zero (CC0) License

Printed in Italy

November 2020_Rev.00



Your Light Future Proof