

F A R O
BARCELONA



ceiling fan 2021

FARRO
BARCELONA

52

FUEC

CATC





Our purpose goes beyond creating beautiful products, functional and quality. We design objects thinking about the happiness and well-being of the people who are going to be in contact with them. We believe in honest, close and accessible design. Design for everyone.

Nuestro propósito va más allá de crear productos bellos, funcionales y de calidad. Diseñamos objetos pensando en la felicidad y el bienestar de las personas que van a estar en contacto con ellos. Creemos en el diseño honesto, cercano y accesible. Diseño para todos.


designed for happiness.





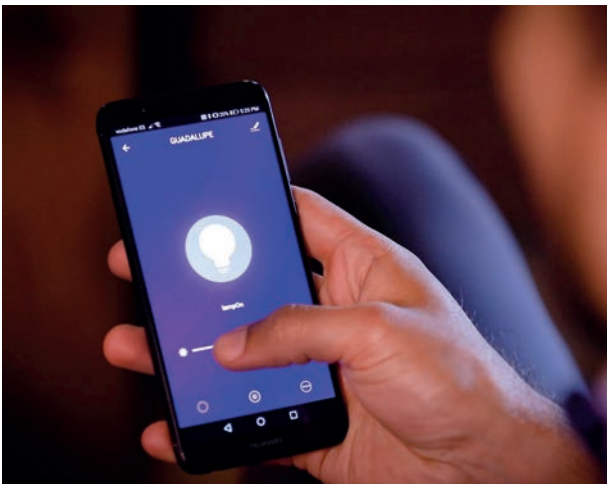
Virtual reality / Realidad virtual

We apply virtual reality to improve our customers' experience.
Aplicamos la realidad virtual para mejorar la experiencia de nuestros clientes.



3D printing / Impresión 3D

Pioneers in the application of 3D printing to improve design processes.
Pioneros en la aplicación de la impresión 3D para mejorar los procesos de diseño.



Smart light / Control de la luz

We work with specialised technological partners to offer a complete selection of luminaires that can be controlled with 1-10V, DALI or Bluetooth systems, as well as with our own smart lamp.

Colaboramos con partners tecnológicos especializados para ofrecer una completa selección de luminarias que pueden ser controladas con los sistemas 1-10V, DALI o Bluetooth, así como con nuestra propia lámpara inteligente.



Smart Fan / Ventiladores inteligentes

As leaders in fan sector, we have a wide selection of intelligent fans that can be controlled comfortably and easily from any device, improving the user experience and adapting to the needs of each user at all times.

Como líderes en el sector de la ventilación, disponemos de una amplia selección de ventiladores inteligentes que permiten ser controlados de una forma cómoda y sencilla desde cualquier dispositivo, mejorando la experiencia de uso y adaptándonos a las necesidades de cada usuario en cada momento.

01/

PEOPLE PERSONAS



Promoting diversity.
Promovemos la diversidad.

Gender, age, origin, religion.
De género, edad, procedencia, religión.



Community support.
Apoyamos a la comunidad.

We support NGOs and social programmes with Caritas and our Hook luminaire.
Apoyamos a ONGs y programas sociales con Cáritas y nuestra luminaria Hook.



Honest and accessible design.
Diseño honesto y accesible.

We impact on the quality of life, well-being and comfort of people.
Impactamos en la calidad de vida, el bienestar y el confort de las personas.

02/

ENVIRONMENT ENTORNO



Sustainable business.
Comercio sostenible.

Collection and recycling of packaging with Nozama Green.
Recogida y reciclaje de embalaje con Nozama Green.



Go to green.
Hacia lo sostenible.

Green energy in our facilities.
Usamos energía verde en nuestras instalaciones.



Less environmental impact.
Menor impacto medioambiental.

New logistics centre in China to reduce transport impact.
Nuevo centro logístico en China para reducir el impacto en transporte.

03/

PRODUCT PRODUCTO



Ecodesign.
Ecodiseño.

Less material and more sustainable. Less polluting manufacturing processes.
Menos materiales y más sostenibles. Procesos de fabricación menos contaminantes.



Packaging optimization.
Optimización del embalaje.

Redesign with sustainable and/or recycled materials.
Rediseño con materiales sostenibles y/o reciclados.



Training in Circular Design.
Formación en Diseño circular.

Products designed to be more easily repaired or recycled.
Productos diseñados para ser más fácilmente reparados o reciclados.



We have started on the road to sustainability: a long journey with no return. These are some of our commitments to contribute to the creation of a more sustainable, happier, better world.

Hemos iniciado el camino hacia la sostenibilidad: un viaje largo y sin retorno. Estos son algunos de nuestros compromisos para contribuir a la creación de un mundo más sostenible, más feliz, un mundo mejor.




Christopher F. Wagner



Goula/Figuera



Xjer Studio



Nutcreatives



Marina Milà



Àlex & Manel Lluscà



Andreu Carulla



Alegre Design



Conillas



Jordi Llopis



Bohman&Folienius



Faro Lab



Oiko Design Office



Lucid



Isaac Piñeiro



Nahtrang



Jordi Busquets



Jordi Blasi



Pepe Llaudet




Estudi Ribaudí



Adolfo Abejón



Aldanondoyfdez




Yembarastudio

Designers, artists, creators. They make our world a better place thanks to their ingenuity, talent and creativity.

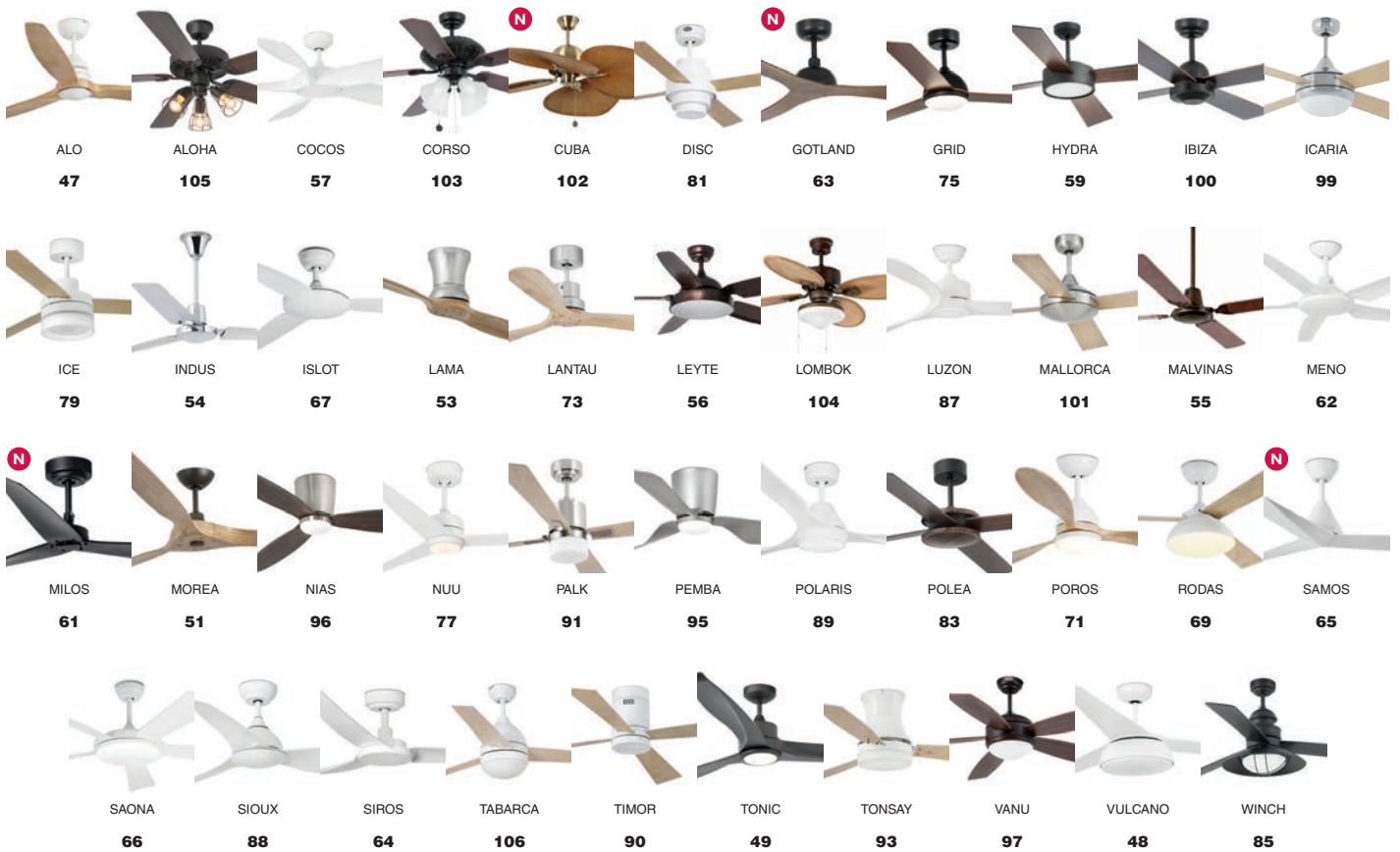
Diseñadores, artistas, creadores. Ellos hacen de nuestro mundo un lugar mejor gracias a su ingenio, talento y creatividad.

FAN

Extra Large/Extra Grande



Large/Grande



Medium/Mediano



Small/Pequeño



Ceiling fans are practical and efficient solutions for creating comfortable and welcoming areas. With a wide selection of designs and finishes to choose from, you will find the perfect ceiling fan to express your personal style and create a comfortable and stylish environment.

Los ventiladores de techo son soluciones prácticas y eficientes para crear áreas confortables y acogedoras. Con una amplia selección de diseños y acabados para elegir, encontrarás el ventilador de techo perfecto que te permitirá expresar tu gusto personal y crear un ambiente confortable y con estilo.

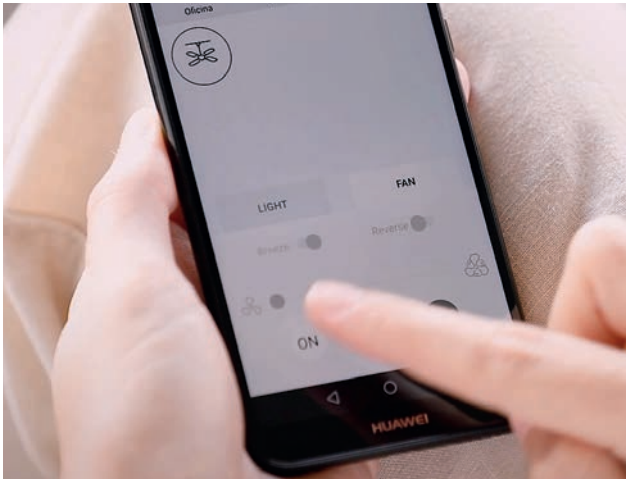


FAN

Ceiling fan projects

Proyectos de ventilación

As experts and leaders in fan, we can customize and adapt fan functions to your needs.
Como expertos y líderes en ventilación, podemos personalizar y adaptar las funciones del ventilador a tus necesidades.



How you want to control your fan

Elige cómo controlar tu ventilador

on/off
voice / voz
remote control / mando a distancia
wall control / regulador de pared
KNX



Our fans around the world

Nuestros ventiladores en todo el mundo

We adapt the electrical voltage and frequency you need in your country

Adaptamos la tensión y frecuencia eléctrica que necesites en tu región



We adapt fan speeds to your needs

Adaptamos las velocidades del ventilador a tus necesidades



We modify the memory of your fan

Modificamos la memoria de tu ventilador

What do you need? ¿Qué necesitas?

Send your demand on/envíanos tu petición a fanprojects@faro.es

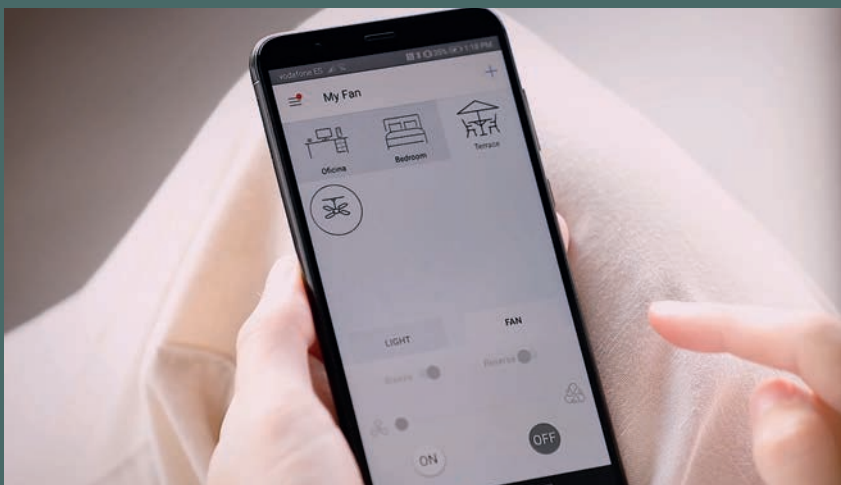
Smart Fan

Ventiladores inteligentes

Control your fan with your mobile or your voice
Controla tu ventilador con tu móvil o tu voz



Search for the fans with **Smart Fan** symbol
*Busca los ventiladores con el símbolo **Smart Fan***




It works with WiFi *Funciona con WiFi*

Download app
Descarga la app



Available on the iPhone
App Store

ANDROID APP ON
Google play



Watch video
Ver el vídeo



Compatible: Alexa, Google & Siri

Size it to your space

El tamaño del espacio

Size is really important when selecting your ceiling fan. If a fan is too large, it can overwhelm the space. On the flip side, if the fan is too small, the airflow may be inadequate for that area.

El tamaño es realmente importante al seleccionar el ventilador de techo. Si un ventilador es demasiado grande, puede saturar el espacio. Por otro lado, si el ventilador es demasiado pequeño, el flujo de aire puede ser inadecuado para esa área.



XL

28 m2 o más/or more
300 SQ.FT or more



más/over ø165 CM.
over ø56 INCH.



L

17,6-28 m2
190-300 SQ.FT



más/over ø132 CM.
ø50-54 INCH.



M

13-17,6 m2
140-190 SQ.FT



ø107-132 CM.
ø44-48 INCH.



S

13 m2 o menos/or less
140 SQ.FT or less



ø107 CM. o menos/or less
ø42 INCH. or less



Thanks to The Room Studio Photo Mauricio Fuertes



Faro fans.
Best choice.
La mejor elección.

- / 01 Summer/Winter. Useful throughout the year.**
Verano/invierno. Útil durante todo el año.
- / 02 Healthy & environmental friendly.**
Saludable y respetuosos con el medio ambiente.
- / 03 High performance.**
Alta calidad.
- / 04 Cost-effective. Over 50% energy saving compared to other systems.**
Eficiente. Más del 50% de ahorro de energía en comparación con otros sistemas.
- / 05 Engine guaranteed for 15 years.**
Motor con garantía de 15 años.
- / 06 DC Motor. The engine with the most performance.**
Motor DC. Un mejor rendimiento.
- / 07 Wide range. Over 80 designs.**
Amplia gama. Más de 80 diseños.

	S	M	L	XL	Motor	IP44	Summer Winter	With light	Without light	LED	Optional	Control remote	Wall control	Chain	Ceiling mounted	Inclining roof
Alo (Light)			•				•	•		•		incl.				•
Alo			•				•		•			incl.				•
Aloha			•				•		•		•	incl.				•
Andros				•	•		•		•			incl.				•
Aoba				•	•		•		•			incl.				
Attos				•	•		•	•		•		incl.				•
Cebu	•						•	•				incl.				•
Century				•	•		•	•		•		incl.				•
Chicago	•							•				incl.				•
Cies				•	•		•		•		•	incl.				•
Cocos			•		•		•	•		•		incl.				•
Cooper NEW		•			•		•		•			incl.				
Corso			•				•	•				optional		incl.	•	•
Cuba			•				•		•			optional		incl.	•	•
Decofan	•				•		•		•		•	incl.				
Disc			•		•		•	•		•		incl.				•
Easy	•						•	•				incl.			•	•
Eco Indus		•					•		•			optional	incl.			•
Eterfan		•			•		•		•		•	incl.				
Factory	•						•		•					incl.		•
Fraser NEW	•				•		•	•		•		incl.				
Grid			•		•		•		•		•	incl.				
Gotland NEW			•		•		•		•			incl.				•
Hydra			•		•		•	•			•	incl.				•
Ibiza			•				•		•			incl.				•
Icaria			•				•	•				incl.				•
Ice			•				•	•		•		incl.				•
Indus			•						•				incl.			
Islot			•		•		•		•			incl.				
Izaro			•		•		•	•		•		incl.				•
Just Fan S	•				•		•		•		•	incl.				•
Just Fan M		•			•		•		•		•	incl.				•
Just Fan XL				•	•		•		•		•	incl.				•
Kauai NEW				•	•		•		•			incl.				•
Keiki	•						•		•				incl.			•
Khios XXL NEW				•	•		•	•		•		incl.				
Komodo		•					•	•						incl.		•
Lama			•				•		•			incl.				
Lantau L			•				•		•			incl.				•
Lantau L (Light)			•				•	•		•		incl.				•
Lantau XL				•			•		•			incl.				•
Lantau XL (Light)				•			•	•		•		incl.				•
Leyte			•		•		•	•		•		incl.				
Lisboa	•						•	•				optional		incl.	•	•
Lombok			•				•	•				optional		incl.		•
Luzon			•						•			incl.				•

	S	M	L	XL	Motor	IP44	Summer Winter	With light	Without light	LED	Optional	Control remote	Wall control	Chain	Ceiling mounted	Inclining roof
Mallorca			•				•		•			incl.				•
Malvinas			•		•		•		•				incl.			•
Manhattan				•	•		•	•		•		incl.				•
Mediterráneo	•							•						incl.		
Meno				•			•		•			incl.				•
Milos NEW			•		•		•		•			incl.				•
Mini Eterfan		•			•		•		•		•	incl.				
Mini Icaria	•						•	•				incl.				•
Mini Indus	•								•				incl.			
Mini Lantau	•						•		•			incl.				•
Mini Mallorca	•						•		•			incl.				•
Mini Tube		•			•		•		•		•	incl.				
Mini Ufo	•						•	•				incl.				
Molokai		•			•		•		•			incl.				•
Morea			•		•		•		•			incl.				•
Nassau		•			•		•		•			incl.				•
Nias			•		•		•		•			incl.			•	
Nisos				•			•		•			optional		incl.	•	•
Nuu			•		•		•		•			incl.				•
Nuu (Light)			•		•		•	•		•		incl.				•
Oboe	•						•		•							•
Palao	•						•	•				optional		incl.		•
Palk			•		•		•	•				incl.				•
Panay		•						•				incl.				•
Pemba			•		•		•		•		•	incl.				
Polaris			•		•		•	•		•		incl.				•
Polea			•		•		•		•			incl.				•
Poros			•		•		•	•		•		incl.				•
Samos NEW			•		•		•		•			incl.				
Saona			•		•		•	•		•		incl.				•
Sioux			•		•	•	•		•			incl.				•
Siros			•		•		•		•			incl.				•
Rodas			•		•		•	•		•		incl.				•
Tabarca			•				•	•				incl.				•
Tilos				•	•		•	•				incl.				•
Timor			•				•	•		•		incl.				
Tonic			•		•		•		•	•		incl.				•
Tonsay			•				•	•				incl.				
Tube		•							•		•	incl.				
Typhoon			•		•	•	•				•	incl.				•
Vanu				•			•	•				incl.			•	•
Vedra	•						•		•			optional	incl.			•
Vulcano			•				•	•		•		incl.				•
Winch			•				•	•				incl.			•	•
Winche			•		•	•	•				•	incl.				•
Yakarta		•					•		•			optional		incl.		•



NEW KHIOS

XXL SIZE	Ø305 CM	Ø120 INCH	> 28 M2 > 300 SQ.FT	DC MOTOR	SUMMER WINTER	REMOTE CONTROL
--------------------	-------------------	---------------------	--	--------------------	--------------------------------	---------------------------------

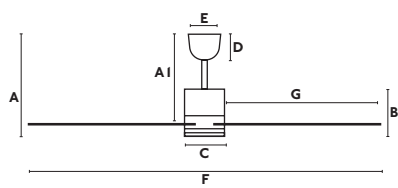


34250
Body matt black/negro mate
Blades matt black/negro mate

FAN EXTRA LARGE / EXTRA GRANDE

Body Steel/Acero
Blades Aluminium/Aluminio
W 16-47-70-93-116-140
RPM 38-56-64-70-74-77
Voltage (V/Hz) 220-240/50-60

LED SMD 30W 2700K 1700lm
 CRI>80 Driver
Diff Opal Polycarbonate/
 Policarbonato opal



A	AI
670/26.3"	630/24.8"
B	C
200/7.9"	300/11.8"
D	E
170/6.7"	240/9.4"
F	G
3050/120"	1400/55.1"



MANHATTAN

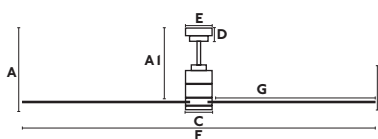
244 CM	96 INCH	> 28 M2 > 300 SQ.FT	DC MOTOR	SUMMER WINTER	REMOTE CONTROL	INCLINING ROOF
------------------	-------------------	------------------------	--------------------	------------------	-------------------	-------------------



33496
Body satin nickel/níquel satinado
Blades satin inox/inox satinado

Body Steel/Acero
Blades Aluminium/Aluminio
W 15-20-25-30-35-56
RPM 50-55-60-65-70-78
Airflow 269, 12 m3 min/9500 CFM
Voltage (V/Hz) 220-240/50-60
Optional downrod p. 156

LED SMD 16W
 CRI>80 Driver
Diff Polycarbonate/
 Polycarbonato
Dimmable
Temperature
 2700K 795lm
 3300K 2250lm
 4600K 1400lm



A	AI
360/14.17"	325/12.79"
B	C
200/7.87"	130/5.12"
D	E
55/2.16"	130/5.12"
F	G
2440/96"	1160/45.67"





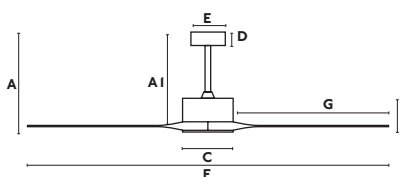
<p>∅240 CM</p>	<p>∅94 INCH</p>	<p>House icon > 28 M2 > 300 SQ.FT</p>	<p>DC MOTOR</p>	<p>SMART FAN OPTION</p>	<p>Sun and Snow icons SUMMER WINTER</p>	<p>Remote icon WITH PROGRAMMER</p>	<p>Inclining roof icon INCLINING ROOF</p>
--------------------	---------------------	---	---------------------	---------------------------------	---	--	---



34200
 34200WP *Smart Fan
 Body dark brown/marrón oscuro
 Blades pine tree/pino

FAN EXTRA LARGE / EXTRA GRANDE

Body Steel/Acero
 Blades Wood/Madera
 With timer/Con temporizador 1-4-8hr
 W 13-17-21-36-54
 RPM 79-86-93-110-126
 Airflow 254,85 m3 min/9000 CFM
 Voltage (V/Hz) 220-240/50-60
 Voltage *Smart Fan (V/Hz) 100-240/50-60
 Downrods (2) ✓
 125mm/4.9" | 250mm/9.8"



A	AI
480/18.9"	430/16.9"
B	C
170/6.7"	210/8.3"
D	E
65/2.5"	150/5.9"
F	G
2400/94.5"	1000/39.4"

*Order your Smart Fan with the reference of the fan finished in WP and add the reference 34150 of the gear. The price of the gear is with PRO35 discount.
 Solicita tu Smart Fan con la referencia del ventilador acabado en WP y añade la referencia 34150 del receptor. El precio del receptor es con el descuento PRO35.



ATTOS

213 CM	84 INCH	> 28 M2 > 300 SQ.FT	DC MOTOR	SMART FAN OPTION	SUMMER WINTER	REMOTE CONTROL	INCLINING ROOF
------------------	-------------------	--	--------------------	----------------------------	----------------------	-----------------------	-----------------------



33494
33494WP *Smart Fan
 Body white/blanco
 Blades white/blanco

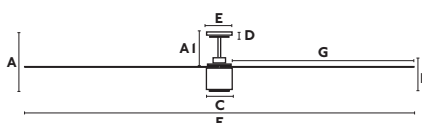


33495
33495WP *Smart Fan
 Body brown/marrón
 Blades brown/marrón



Body Steel/Acero
Blades ABS
W 5-7-12-18-28-44
RPM 30-44-58-72-86-103
Voltage (V/Hz) 220-240/60
Voltage *Smart Fan (V/Hz) 100-240/50-60
Optional downrod p. 156

LED SMD 18W
 CRI>80 Driver
Diff Polycarbonate/
 Policarbonato
Dimmable
Temperature
 2700K 1000lm
 3300K 1100lm
 4600K 1200lm



A	AI
340/13.3"	210/8.2"
B	C
120/4.7"	130/5.1"
D	E
60/2.3"	130/5.1"
F	G
2130/84"	1020/40.1"

*Order your Smart Fan with the reference of the fan finished in WP and add the reference 34151 of the gear. The price of the gear is with PRO35 discount.
 Solicita tu Smart Fan con la referencia del ventilador acabado en WP y añade la referencia 34151 del receptor. El precio del receptor es con el descuento PRO35.



ANDROS

∅213 CM	∅84 INCH	> 28 M2 > 300 SQ.FT	DC MOTOR	SUMMER WINTER	REMOTE CONTROL	INCLINING ROOF
-------------------	--------------------	--	--------------------	--------------------------------	---------------------------------	---------------------------------



33461
Body white/blanco
Blades white/blanco



33462
Body brown/marrón
Blades brown/marrón



33465
Body satin nickel/níquel satinado
Blades satin nickel/níquel satinado

Optional downrod/Tijas opcionales



34002 1220mm/48in matt nickel níquel mate



34007 900mm/35in brown marrón



34009 600mm/23in white blanco

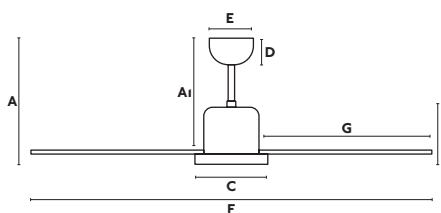
34008 1220mm/48in brown marrón

34010 900mm/35in white blanco

34000 600mm/23in matt nickel níquel mate

34011 1220mm/48in white blanco

Body Steel/Acero
Blades Aluminium/Aluminio
W 4-6-10-15-22-35
RPM 30-41-53-64-74-88
Airflow 406,40 m3 min/14352 CFM
Voltage (V/Hz) 220-240/50-60



A	AI
460/18.1"	425/16.7"
B	C
220/8.6"	240/9.4"
D	E
50/1.96"	∅150/5.9"
F	G
∅2133/83.9"	950/37.4"



CIES

210 CM	83 INCH	> 28 M2 > 300 SQ.FT	DC MOTOR	SMART FAN OPTION	SUMMER WINTER	WITH PROGRAMMER	INCLINING ROOF
------------------	-------------------	------------------------	--------------------	----------------------------	------------------	--------------------	-------------------



33512
33512WP *Smart Fan
Body shiny white/blanco brillo
Blades white/blanco



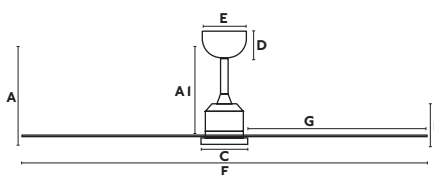
with light/con luz

DIMMABLE SMD LED 18W 3000K 900lm CRI>80 Driver
 Diff ABS+Polycarbonate/ABS+Policarbonato

33512-1
33512WP-1 *Smart Fan
Body shiny white/blanco brillo
Blades white/blanco

*Light Kits also sold separately p.158/Los kits de luz también se venden por separado p.158

Body Steel/Acero
Blades ABS
With timer/Con temporizador 1-4-8hr
W 6-9-15-28-44
RPM 54-67-79-98-112
Airflow 344.4 m3 min/12159 CFM
Voltage (V/Hz) 220-240/50-60
Voltage *Smart Fan (V/Hz) 100-240/50-60





A	AI
430/16.92"	380/14.96"
B	C
250/9.84"	230/9.05"
D	E
50/1.96"	148/5.83"
F	G
2108/83"	930/36.61"

*Order your Smart Fan with the reference of the fan finished in WP and add the reference 34151 of the gear. The price of the gear is with PRO35 discount.
 Solicita tu Smart Fan con la referencia del ventilador acabado en WP y añade la referencia 34151 del receptor. El precio del receptor es con el descuento PRO35.




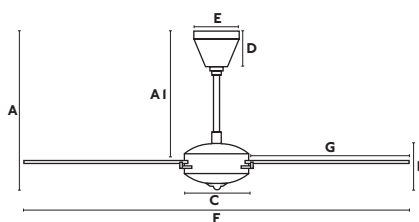
AOBA

<p>∅ 180 CM</p>	<p>∅ 71 INCH</p>	<p> > 28 M2 > 300 SQ.FT</p>	<p> REMOTE CONTROL</p>
----------------------------	-----------------------------	--	--



33349
Body black/negro
Blades wood/madera


Body Steel/Acero
Blades Wood/Madera
W 30-70-88
RPM 74-125-152
Airflow 120m3 min/4237,7CFM
Voltage (V/Hz) 220-240/50
Downrods (3) 
 203mm/8" | 305mm/12" | 510mm/20"



A	AI
520/20.47"	410/16.14"
B	C
200/7.87"	230/9.05"
D	E
145/5.70"	160/6.29"
F	G
1800/70.86"	780/30.70"



JUSTFAN

— Conillas 


Ø 178 CM	Ø 70 INCH	 > 28 M2 > 300 SQ.FT	DC MOTOR	SMART FAN OPTION	 SUMMER WINTER	 REMOTE CONTROL	 INCLINING ROOF
--------------------	---------------------	---	--------------------	----------------------------	---	--	--

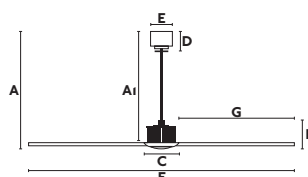


33430
33430WP *Smart Fan
 Body matt black/negro mate
 Blades dark walnut/nogal oscuro



33432
33432WP *Smart Fan
 Body matt black/negro mate
 Blades matt black/negro mate

Body Steel/Acero
Blades ABS
W 4-6-9-12-17-31
RPM 48-64-82-98-114-145
Airflow 175,28 m3 min/6190,01 CFM
Voltage (V/Hz) 220-240/50-60
Voltage *Smart Fan (V/Hz) 100-240/50-60
Downrods (3) 
 101mm/3.9" | 203mm/7.8" | 457mm/17.7"



A	A I
640/25.2"	630/24.8"
B	C
180/7.05"	Ø130/5.1"
D	E
55/2.1"	Ø130/5.1"
F	G
Ø1780/70"	890/35"

*Order your Smart Fan with the reference of the fan finished in WP and add the reference 34150 of the gear. The price of the gear is with PRO35 discount.
 Solicita tu Smart Fan con la referencia del ventilador acabado en WP y añade la referencia 34150 del receptor. El precio del receptor es con el descuento PRO35.



NISOS

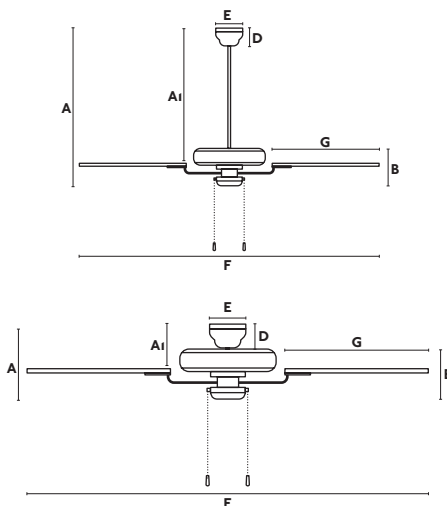
∅178 <small>CM</small>	∅70 <small>INCH</small>	 <small>> 28 M2</small> <small>> 300 SQ.FT</small>	 <small>SUMMER</small> <small>WINTER</small>	 <small>INCLINING</small> <small>ROOF</small>	 <small>DIRECT</small> <small>CEILING</small> <small>MOUNTING</small>	 <small>CONTROLLED</small> <small>BY CHAINS</small>
----------------------------------	-----------------------------------	--	--	---	--	---



33363
Body dark brown/marrón oscuro
Blades cherry+dark walnut/cerezo+nogal oscuro



Body Steel/Acero
Blades Plywood
W 26-50-88
RPM 59-83-113
Voltage (V/Hz) 220-240/50
Airflow 154 m3 min/5500 CFM
Optional downrod p. 156
Remote control [33929/33937] ⊗



A	AI
860/33.8"	820/31.6"
B	C
200/7.87"	300/11.8"
D	E
60/2.35"	∅130/5.1"
F	G
∅1780/70.1"	750/29.5"

A	AI
260/10.2"	230/9"
B	C
200/7.87"	300/11.8"
D	E
60/2.35"	∅130/5.1"
F	G
∅1780/70.1"	750/29.5"



LANTAU

<p>Ø 168 CM</p>	<p>Ø 66 INCH</p>	<p>HOUSE > 28 M2 > 300 SQ.FT</p>	<p>SUN & SNOW SUMMER WINTER</p>	<p>REMOTE CONTROL</p>	<p>INCLINING ROOF</p>
----------------------------	-----------------------------	--	---	---------------------------	---------------------------



33464
Body satin nickel/níquel satinado
Blades dark walnut/nogal oscuro



33504
Body satin nickel/níquel satinado
Blades pine/pino



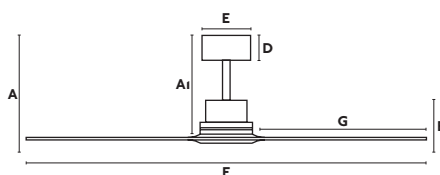
with light/con luz

33463
Body satin nickel/níquel satinado
Blades dark walnut/nogal oscuro

AC LED SMD 15W 3000K 900lm CRI>80
 Diff Opal Glass/Cristal Opal

33505
Body satin nickel/níquel satinado
Blades pine/pino

Body Steel/Acero
Blades Wood/Madera
W 24-39-82
RPM 70-95-135
Airflow 261,6 m3 min/9235 CFM
Voltage (V/Hz) 220-240/50
Optional downrod p. 156



A	A I
410/16.1"	335/13.2"
B	C
180/7.05"	180/7.05"
D	E
70/2.79"	Ø150/5.9"
F	G
Ø1680/66.1"	840/33"



TILOS

Ø168 CM	Ø66 INCH	> 28 M2 > 300 SQ.FT	DC MOTOR	SUMMER WINTER	REMOTE CONTROL	INCLINING ROOF
-------------------	--------------------	------------------------	--------------------	------------------	-------------------	-------------------



33466
Body dark brown/marrón oscuro
Blades dark brown/marrón oscuro

Optional downrod/Tijas opcionales ☒



34005
 dark brown/marrón oscuro
 1220mm/48"



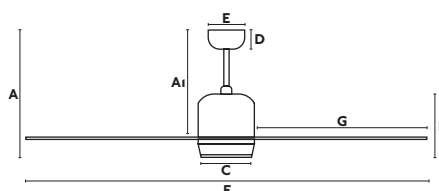
34004
 dark brown/marrón oscuro
 900mm/35"



34003
 dark brown/marrón oscuro
 600mm/23"

Body Steel/Acero
Blades ABS
W 4-6-9-14-21-35
RPM 31-43-55-67-78-95
Airflow 264,05 m3 min/9325 CFM
Voltage (V/Hz) 220-240/50-60

2 E27 MAX 15W
LED ☒ [17463]
Diff Opal Glass/
 Cristal Opal



A	AI
500/19.6"	440/17.3"
B	C
290/11.4"	220/8.6"
D	E
60/2.3"	Ø140/5.51"
F	G
Ø1685/66.3"	750/29.5"



CENTURY

∅ 165 CM	∅ 65 INCH	> 28 M2 > 300 SQ.FT	DC MOTOR	SMART FAN OPTION	SUMMER WINTER	REMOTE CONTROL	INCLINING ROOF
--------------------	---------------------	--	--------------------	----------------------------	----------------------	-----------------------	-----------------------



33553
33553WP *Smart Fan
Body white/blanco
Blades white/blanco

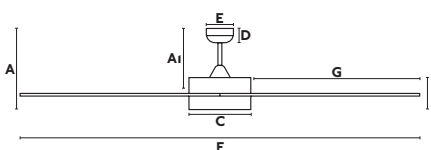


33554
33554WP *Smart Fan
Body satin nickel/níquel satinado
Blades grey/gris

FAN EXTRA LARGE / EXTRA GRANDE

Body Steel/Acero
Blades Plywood
W 5-8-12-17-25-35
RPM 60-80-95-110-125-140
Airflow 233,41 m3 min/8243 CFM
Voltage (V/Hz) 220-240/50-60
Voltage *Smart Fan (V/Hz) 100-240/50-60
Optional downrod p. 156

LED SMD
15W 3000K
400-1200lm
CRI>80 Driver
✓
Diff Opal
PMMA/PMMA
Opal



A	AI
330/12.6"	250/9.8"
B	C
170/6.7"	150/5.9"
D	E
50/1.96"	∅130/5.11"
F	G
∅1650/64.9"	750/29.5"

*Order your Smart Fan with the reference of the fan finished in WP and add the reference 34150 of the gear. The price of the gear is with PRO35 discount. Solicita tu Smart Fan con la referencia del ventilador acabado en WP y añade la referencia 34150 del receptor. El precio del receptor es con el descuento PRO35.



ALO

<p>Ø 152 CM</p>	<p>Ø 60 INCH</p>	<p> > 17,6-28 M2 190-300 SQ.FT </p>	<p> SUMMER WINTER </p>	<p> REMOTE CONTROL </p>	<p> INCLINING ROOF </p>
----------------------------	-----------------------------	---	---	--	--



33718
Body matt black/negro mate
Blades rustic pine/pino rústico



33728
Body white/blanco
Blades rustic pine/pino rústico



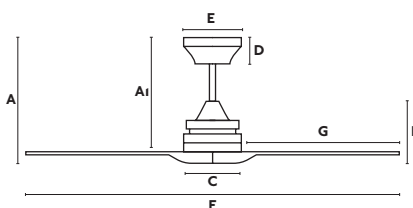
with light/con luz

LED SMD 17W 3000K 600lm CRI>80 Driver ✓
 Diff Opal Glass/Cristal Opal

33719
Body black/negro
Blades rustic pine/pino rústico

33727
Body white/blanco
Blades rustic pine/pino rústico

Body Steel/Acero
Blades Wood/Madera
W 14-30-56
RPM 80-113-155
Airflow 129,29 m3 min/4564 CFM
Voltage (V/Hz) 220-240/50
Optional downrod p. 156



A	AI
335/3.2"	320/12.6"
B	C
180/70.8"	160/6.29"
D	E
60/23.6"	Ø130/5.1"
F	G
Ø1520/59.8"	760/29.9"

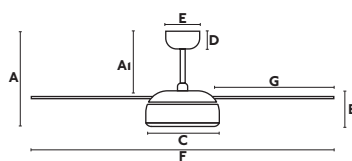
VULCANO



33549
33549WP *Smart Fan
 Body white/blanco
 Blades white/blanco

Body Steel/Acero
 Blades ABS
 W 5-8-10,5-14,7-16,9-21,4
 RPM 80-108-126-149-161-180
 Airflow 177,88 m³ min/6281,77 CFM
 Voltage (V/Hz) 220-240/50-60
 Voltage *Smart Fan (V/Hz) 100-240/50-60
 Optional downrod p. 156

LED SMD 25W 3000K
 2000lm CRI>80
 Driver ✓
 Diff Opal Glass/Cristal
 Opal



A	A1
330/13"	250/9.8"
B	C
123/4.84"	284/11.2"
D	E
55/2.16"	Ø139/5.5"
F	G
Ø1524/6"	645/25.4"

*Order your Smart Fan with the reference of the fan finished in WP and add the reference 34150 of the gear. The price of the gear is with PRO35 discount.
 Solicita tu Smart Fan con la referencia del ventilador acabado en WP y añade la referencia 34150 del receptor. El precio del receptor es con el descuento PRO35.

TONIC



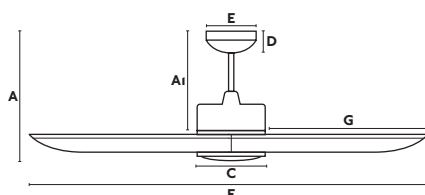
Thanks to MIKMAX

FAN LARGE / GRANDE

33552
33552WP *Smart Fan
 Body dark brown/marrón oscuro
 Blades dark brown/marrón oscuro

Body Steel/Acero
 Blades ABS
 Accessory cap/Tapa accesorio ✓
 W 5-7-9-11-14-18
 RPM 100-120-140-160-180-200
 Airflow 180,57 m3 min/6377 CFM
 Voltage (V/Hz) 220-240/50-60
 Voltage *Smart Fan (V/Hz)
 100-240/50-60
 Optional downrod p. 156

LED SMD 15W 3000K
 400-1200lm CRI>80
 Driver ✓
 Diff Polycarbonate/
 Policarbonato



A	AI
310/12.2"	250/9.8"
B	C
190/7.48"	180/7.05"
D	E
50/1.9"	Ø130/5.11"
F	G
Ø1520/59.8"	870/34.2"

*Order your Smart Fan with the reference of the fan finished in WP and add the reference 34150 of the gear. The price of the gear is with PRO35 discount.
 Solicita tu Smart Fan con la referencia del ventilador acabado en WP y añade la referencia 34150 del receptor. El precio del receptor es con el descuento PRO35.



MOREA

<p>Ø 152 CM</p>	<p>Ø 60 INCH</p>	<p> > 17,6-28 M2 190-300 SQ.FT</p>	<p>DC MOTOR</p>	<p>SMART FAN OPTION</p>	<p> SUMMER WINTER</p>	<p> WITH PROGRAMMER</p>	<p> INCLINING ROOF</p>
----------------------------	-----------------------------	---	----------------------------	------------------------------------	-----------------------	-------------------------	------------------------

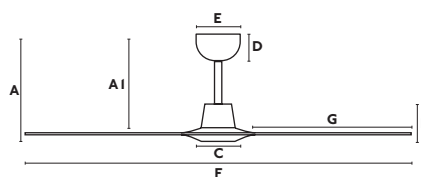


33511
33511WP *Smart Fan
 Body brown/marrón
 Blades nogal wood/madera nogal



33519
33519WP *Smart Fan
 Body brown/marrón
 Blades pine wood/madera pino

Body Steel/Acero
 Blades ABS
 With timer/Con temporizador 1-4-8hr
 W 3-7-12-17-38
 RPM 58-105-131-148-195
 Airflow 211,7 m3 min/7473 CFM
 Voltage (V/Hz) 220-240/50-60
 Voltage *Smart Fan (V/Hz) 100-240/50-60
 Optional downrod p. 156



A	AI
280/11.02"	215/8.46"
B	C
130/5.12"	170/6.69"
D	E
50/1.96"	148/5.83"
F	G
1520/60"	750/29.52"

*Order your Smart Fan with the reference of the fan finished in WP and add the reference 34150 of the gear. The price of the gear is with PRO35 discount.
 Solicita tu Smart Fan con la referencia del ventilador acabado en WP y añade la referencia 34150 del receptor. El precio del receptor es con el descuento PRO35.



Thanks to MIKMAX

LAMA

<p>Ø143 CM</p>	<p>Ø56 INCH</p>	<p>  > 17,6-28 M2 190-300 SQ.FT </p>	<p>  SUMMER WINTER </p>	<p>  REMOTE CONTROL </p>
--------------------	---------------------	---	---	--

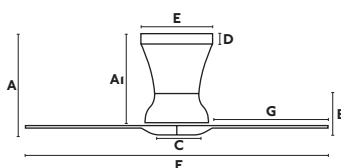


33506
Body matt nickel/níquel mate
Blades pine wood/madera pino



33507
Body black/negro
Blades nogal wood/madera nogal

Body Steel/Acero
Blades Wood/Madera
W 16-27-44
RPM 84-114-143
Airflow 178,83 m3 min/6313 CFM
Voltage (V/Hz) 220-240/50



A	AI
272/10.6"	220/8.6"
B	C
120/4.7"	Ø180/7.1"
D	E
25/1"	Ø190/7.5"
F	G
Ø1430/56.3"	610/24"

INDUS

∅ 140
CM

∅ 55
INCH

 > 17,6-28 M2
190-300 SQ.FT

 WALL
CONTROL

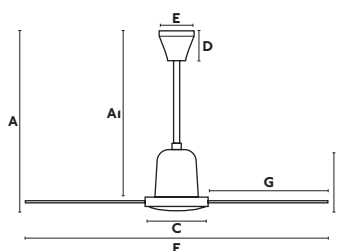


33001
Body white/blanco
Blades white/blanco



33002
Body chrome/cromado
Blades chrome/cromado

Body Steel/Acero
Blades Steel/Acero
W 16-21-26-32-48
RPM 113-142-173-203-260
Airflow 155,52 m3 min/5492 CFM
Voltage (V/Hz) 220-240/50



A	AI
483/19"	440/17.3"
B	C
160/6.29"	180/7.05"
D	E
120/4.71"	∅145/5.7"
F	G
∅1400/55.1"	555/21.9"

MALVINAS

<p>Ø 140 CM</p>	<p>Ø 55 INCH</p>	<p>> 17,6-28 M2 190-300 SQ.FT</p>	<p>SUMMER WINTER</p>	<p>WALL CONTROL</p>	<p>INCLINING ROOF</p>
---------------------	----------------------	--	--------------------------	-------------------------	---------------------------



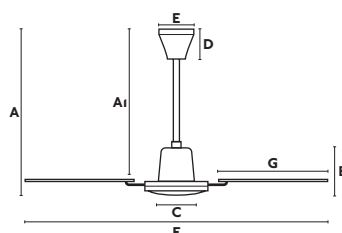
33110
Body dark grey/gris oscuro
Blades walnut+reddish mahogany/
 nogal+caoba rojizo



33111
Body dark brown/marrón oscuro
Blades mahogany+reddish mahogany/
 caoba+caoba rojizo

FAN LARGE / GRANDE

Body Steel/Acero
Blades MDF
W 24-37-48-57-80
RPM 111-145-170-187-229
Airflow 176,22 m3 min/6223 CFM
Voltage (V/Hz) 220-240/50



A	AI
600/23.6"	500/19.6"
B	C
160/6.59"	200/7.87"
D	E
60/2.35"	Ø130/5.1"
F	G
Ø1400/55.1"	590/23.2"

LEYTE

Ø138
CM

Ø54
INCH

> 17,6-28 M2
190-300 SQ.FT

DC
MOTOR

SMART
FAN
OPTION

DIM

SUMMER
WINTER

WITH
PROGRAMMER

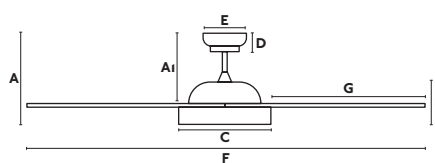
INCLINING
ROOF



33780
33780WP *Smart Fan
Body brown/marrón
Blades brown/marrón

Body Steel/Acero
Blades ABS
With timer/Con temporizador 1-4-8hr
W 6-10-15-23-39
RPM 81-102-122-140-165
Airflow 166,32 m3 min/5803 CFM
Voltage (V/Hz) 220-240/50-60
Voltage *Smart Fan (V/Hz) 100-240/50-60
Optional downrod p. 156

LED SMD 20W
CRI>80 Driver 
Diff ABS
DIMMABLE
3000K 990lm
4000K 2250lm
6000K 1400lm



A	AI
380/14.9"	270/10.6"
B	C
240/94.4"	350/13.7"
D	E
60/23.6"	Ø170/6.7"
F	G
Ø1380/54.3"	590/11.4"

*Order your Smart Fan with the reference of the fan finished in WP and add the reference 34150 of the gear. The price of the gear is with PRO35 discount.
Solicita tu Smart Fan con la referencia del ventilador acabado en WP y añade la referencia 34150 del receptor. El precio del receptor es con el descuento PRO35.

COCOS

Ø 137
CM

Ø 54
INCH

> 17,6-28 M²
190-300 SQ.FT

DC
MOTOR

SMART
FAN
OPTION

SUMMER
WINTER

REMOTE
CONTROL

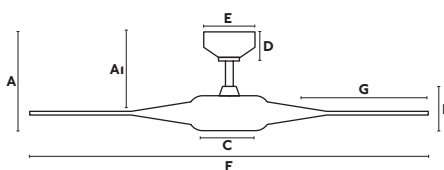
INCLINING
ROOF



33548
33548WP *Smart Fan
Body white/blanco
Blades white/blanco

Body Steel/Acero
Blades ABS
W 7-10-13-17-24-29
RPM 66-88-104-115-138-146
Airflow 234 m³ min/8266 CFM
Voltage (V/Hz) 230/50-60
Voltage *Smart Fan (V/Hz)
100-240/50-60
Optional downrod p. 156

LED SMD 20W 3000K
1600lm CRI>80
Driver ✓
Diff Opal Polycarbona-
te/Polycarbonato Opal



A	A I
500/19.6"	260/10.2"
B	C
140/5.5"	200/78.7"
D	E
55/21.6"	Ø140/5.5"
F	G
Ø1370/52"	585/23"

*Order your Smart Fan with the reference of the fan finished in WP and add the reference 34150 of the gear. The price of the gear is with PRO35 discount.
Solicita tu Smart Fan con la referencia del ventilador acabado en WP y añade la referencia 34150 del receptor. El precio del receptor es con el descuento PRO35.



HYDRA

Ø133 <small>CM</small>	Ø52 <small>INCH</small>	 <small>> 17,6-28 M2 190-300 SQ.FT</small>	DC <small>MOTOR</small>	 <small>SUMMER WINTER</small>	 <small>WITH PROGRAMMER</small>	 <small>INCLINING ROOF</small>
----------------------------------	-----------------------------------	---	-----------------------------------	---	---	--



33725
Body black/negro
Blades dark walnut+black/nogal oscuro+negro

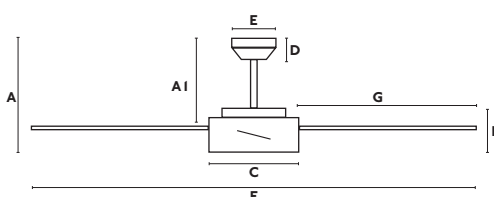


33726
Body white/blanco
Blades white/blanco

FAN LARGE / GRANDE

Body Steel/Acero
Blades Plywood
With timer/Con temporizador 1-4-8hr
W 5-7-10-13-18-25
RPM 99-116-134-154-172-193
Airflow 175,99m3min / 6213 CFM
Voltage (V/Hz) 220-240/50
Optional downrod p. 156

LED SMD
 22W 3000K
 1200lm
 CRI>80
 Driver 
Diff Acrylic/
 Acrílico



A	AI
310/5.1"	270/10.6"
B	C
130/5.1"	250/9.8"
D	E
52/2.04"	130/5.1"
F	G
1330/52"	540/21.2"

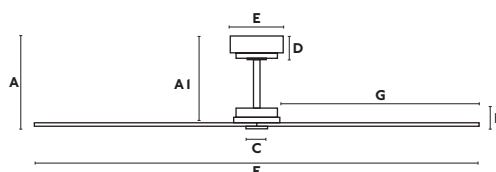


NEW MILOS



34100
34100WP *Smart Fan
Body matt black/negro mate
Blades matt black/negro mate

Body Steel/Acero
Blades Plywood
W 4-6-10-16-28-34
RPM 50-73-96-118-143-188
Airflow 140,14 m3 min/4949 CFM
Voltage (V/Hz) 220-240/50-60
Voltage *Smart Fan (V/Hz) 100-240/50-60



A	AI
270/10.6"	260/10.2"
B	C
120/4.7"	70/2.7"
D	E
60/2.3"	140/5.5"
F	G
1320/52"	600/23.6"

*Order your Smart Fan with the reference of the fan finished in WP and add the reference 34150 of the gear. The price of the gear is with PRO35 discount.
Solicita tu Smart Fan con la referencia del ventilador acabado en WP y añade la referencia 34150 del receptor. El precio del receptor es con el descuento PRO35.

MENO

Ø 135
CM

Ø 53
INCH

> 17,6-28 M2
190-300 SQ.FT

SUMMER
WINTER

WITH
PROGRAMMER

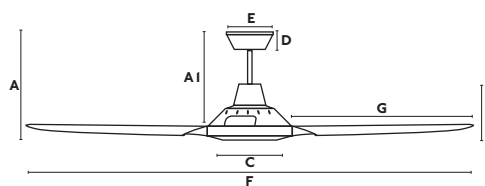
INCLINING
ROOF



33782

Body white/blanco
Blades white/blanco

Body ABS
Blades ABS
With timer/Con temporizador 1-2-4-8hr
W 22-43-85
RPM 108-162-235
Airflow 192 m3 min/6795 CFM
Voltage (V/Hz) 220-240/50
Optional downrod p. 156



A	AI
320/12.59"	275/10.82"
B	C
160/6.29"	260/10.23"
D	E
60/2.36"	150/5.9"
F	G
1350/53.14"	540/21.25"

NEW GOTLAND

Ø **132**
CM

Ø **52**
INCH


> 17,6-28 M2
190-300 SQ.FT

DC
MOTOR

SMART FAN
OPTION


SUMMER
WINTER


WITH
PROGRAMMER


INCLINING
ROOF



33446
33446WP *Smart Fan
Body matt white/blanco mate
Blades matt white/blanco mate



33447
33447WP *Smart Fan
Body matt black/negro mate
Blades walnut/nogal

FAN LARGE / GRANDE

Body Steel/Acero

Blades ABS

With timer/Con temporizador 1-4-8hr

W 4-6-10-17-23-30

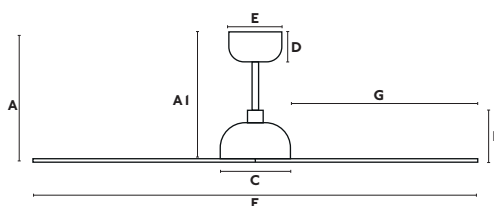
RPM 95-121-148-177-198-214

Airflow 218,8 m3 min/7730 CFM

Voltage (V/Hz) 220-240/50-60

Voltage *Smart Fan (V/Hz) 100-240/50-60

Optional downrod p. 156



A	AI
290/11.4"	250/9.8"
B	C
130/5.1"	170/6.7"
D	E
55/2.2"	130/5.1"
F	G
1320/52"	5820/22.8"

*Order your Smart Fan with the reference of the fan finished in WP and add the reference 34150 of the gear. The price of the gear is with PRO35 discount.
Solicita tu Smart Fan con la referencia del ventilador acabado en WP y añade la referencia 34150 del receptor. El precio del receptor es con el descuento PRO35.

SIROS

∅ 132
CM

∅ 52
INCH

 > 17,6-28 M2
190-300 SQ.FT

DC
MOTOR

SMART
FAN
OPTION

 SUMMER
WINTER

 WITH
PROGRAMMER

 INCLINING
ROOF



33804

33804WP *Smart Fan

Body white/blanco

Blades white/blanco

Body Steel/Acero

Blades ABS

With timer/Con temporizador 1-4-8hr

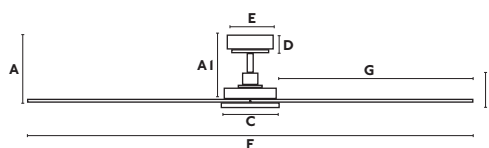
W 6-12-19-25-38

RPM 85-108-129-150-180

Airflow 6650 CFM/188m3min

Voltage (V/Hz) 220-240/50-60

Voltage *Smart Fan (V/Hz) 100-240/50-60



A	AI
250/9.8"	230/9.05"
B	C
80/3.1"	∅20.4/8.03"
D	E
60/2.4"	150/6"
F	G
1320/52"	560/22.04"

*Order your Smart Fan with the reference of the fan finished in WP and add the reference 34150 of the gear. The price of the gear is with PRO35 discount.
Solicita tu Smart Fan con la referencia del ventilador acabado en WP y añade la referencia 34150 del receptor. El precio del receptor es con el descuento PRO35.

NEW SAMOS

Ø **132**
CM

Ø **52**
INCH

 **> 17,6-28 M2**
190-300 SQ.FT

DC
MOTOR

SMART FAN
OPTION

 **SUMMER WINTER**

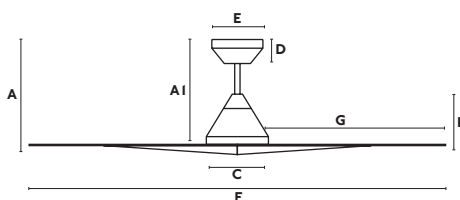
 **REMOTE CONTROL**



FAN LARGE / GRANDE

33729
33729WP *Smart Fan
Body matt white/blanco mate
Blades matt white/blanco mate

Body Steel/Acero
Blades ABS
W 7-10-13-19-25-33
RPM 95-112-129-146-163-180
Airflow 125,4 m³ min/4430 CFM
Voltage (V/Hz) 220-240/50-60
Voltage *Smart Fan (V/Hz) 100-240/50-60
Optional downrod p. 156



A	AI
340/13.4"	300/11.8"
B	C
170/6.7"	165/6.5"
D	E
70/2.7"	130/5.1"
F	G
1310/52"	570/22.4"

*Order your Smart Fan with the reference of the fan finished in WP and add the reference 34150 of the gear. The price of the gear is with PRO35 discount.
Solicita tu Smart Fan con la referencia del ventilador acabado en WP y añade la referencia 34150 del receptor. El precio del receptor es con el descuento PRO35.

SAONA

∅ 132
CM

∅ 52
INCH

 > 17,6-28 M2
190-300 SQ.FT

DC
MOTOR

SMART
FAN
OPTION

 SUMMER
WINTER


 WITH
PROGRAMMER

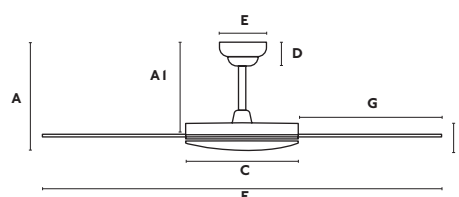
 INCLINING
ROOF



33803
33803WP *Smart Fan
Body white/blanco
Blades white/blanco

Body Steel/Acero
Blades ABS
With timer/Con temporizador 1-4-8hr
W 5-8-14-21-38
RPM 85-105-126-155-180
Airflow 188 m3 min 6643 CFM
Voltage (V/Hz) 220-240/50-60
Voltage *Smart Fan (V/Hz)
100-240/50-60

LED SMD 24W
3000K 990lm CRI>80
Driver 
Diff ABS
DIMMABLE
3000K 1089lm
4000K 2475lm
6000K 1540lm



A	AI
330/12.99"	250/9.84"
B	C
150/5.90"	330/12.99"
D	E
58/2.29"	150/5.90"
F	G
∅1320/51.9"	490/19.29"

*Order your Smart Fan with the reference of the fan finished in WP and add the reference 34150 of the gear. The price of the gear is with PRO35 discount.
Solicita tu Smart Fan con la referencia del ventilador acabado en WP y añade la referencia 34150 del receptor. El precio del receptor es con el descuento PRO35.

ISLOT

Ø132
CM

Ø52
INCH

> 17,6-28 M2
190-300 SQ.FT

DC
MOTOR

SMART
FAN
OPTION

SUMMER
WINTER

WITH
PROGRAMMER

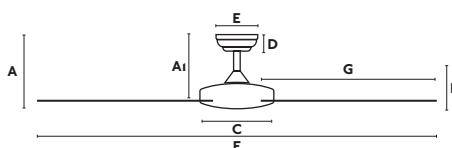
INCLINING
ROOF



Thanks to MIKMAX

33802
33802WP *Smart Fan
Body white/blanco
Blades white/blanco

Body Steel/Acero
Blades ABS
Diff ABS
With timer/Con temporizador 1-4-8hr
W 6-9-15-23-38
RPM 109-140-168-200-235
Airflow 185 m3 min/6550 CFM
Voltage (V/Hz) 220-240/50-60
Voltage *Smart Fan (V/Hz) 100-240/50-60



A	A1
280/11"	230/9.1"
B	C
100/3.9"	300/11.8"
D	E
70/2.7"	150/5.9"
F	G
1320/51.9"	520/20.4"

*Order your Smart Fan with the reference of the fan finished in WP and add the reference 34150 of the gear. The price of the gear is with PRO35 discount.
Solicita tu Smart Fan con la referencia del ventilador acabado en WP y añade la referencia 34150 del receptor. El precio del receptor es con el descuento PRO35.



RODAS



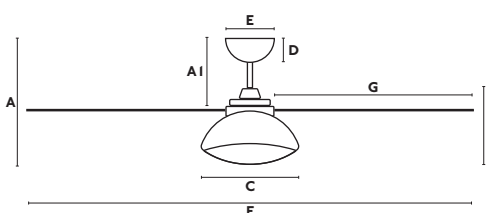
33522
33522WP *Smart Fan
Body white/white
Blades pine+white/pino+blanco



33523
33523WP *Smart Fan
Body dark brown/marrón oscuro
Blades dark brown/marrón oscuro

Body Steel/Acero
Blades Plywood
With timer/Con temporizador 1-4-8hr
W 7-9-12-16-21-26
RPM 130-145-160-178-194-210
Airflow 246 m3 min/6300 CFM
Voltage (V/Hz) 220-240/50-60
Voltage *Smart Fan (V/Hz)
100-240/50-60
Optional downrod p. 156

LED SMD 5-20W
3000K 1200 lm
CRI>80
Driver ✓
Diff Glass/Cristal



A	AI
370/14.5"	250/9.8"
B	C
230/9.1"	310/12.2"
D	E
70/2.7"	160/6.3"
F	G
1320/51.9"	580/22.8"

*Order your Smart Fan with the reference of the fan finished in WP and add the reference 34151 of the gear. The price of the gear is with PRO35 discount.
Solicita tu Smart Fan con la referencia del ventilador acabado en WP y añade la referencia 34151 del receptor. El precio del receptor es con el descuento PRO35.



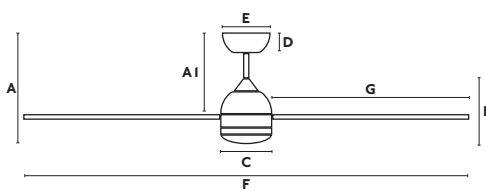
POROS



33524
33524WP *Smart Fan
 Body white/blanco
 Blades pine/pino

Body Steel/Acero
 Blades Wood/Madera
 With timer/Con temporizador 1-4-8hr
 W 7-9-12-15-20-26
 RPM 120-132-145-160-174-185
 Airflow 240 m3 min/6244 CFM
 Voltage (V/Hz) 220-240/50-60
 Voltage *Smart Fan (V/Hz)
 100-240/50-60
 Optional downrod p. 156

LED SMD
 5-19W 2700K
 1200lm CRI>80
 Driver
 Diff Glass/
 Cristal







A	AI
370/14.6"	280/11"
B	C
160/6.3"	180/7.1"
D	E
70/2.7"	160/6.3"
F	G
1320/51.9"	560/22.1"

*Order your Smart Fan with the reference of the fan finished in WP and add the reference 34151 of the gear. The price of the gear is with PRO35 discount.
 Solicita tu Smart Fan con la referencia del ventilador acabado en WP y añade la referencia 34151 del receptor. El precio del receptor es con el descuento PRO35.



LANTAU

 > 17,6-28 M2 190-300 SQ.FT	 SUMMER WINTER	 REMOTE CONTROL	 INCLINING ROOF
--	---	--	--



33370
Body satin nickel/níquel satinado
Blades dark walnut/nogal oscuro



33373
Body satin nickel/níquel satinado
Blades pine/pino



33516
Body matt black/negro mate
Blades dark walnut/nogal oscuro

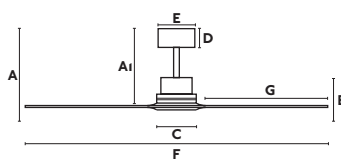


with light/con luz

AC LED SMD 15W 3000K 900lm CRI>80
 Diff Opal Glass/Cristal Opal

33518
Body satin nickel/níquel satinado
Blades dark walnut/nogal oscuro

Body Steel/Acero
Blades Wood/Madera
W 14-30-65
RPM 90-140-180
Airflow 147,56 m3 min/5211 CFM
Voltage (V/Hz) 220-240/50
Optional downrod p. 156



A	AI
330/13"	320/12.6"
B	C
165.6.46"	160/6.29"
D	E
70/2.79"	ø160/6.3"
F	G
ø1320/51.9"	660/26"



GRID

Ø 132 CM	Ø 52 INCH	> 17,6-28 M2 190-300 SQ.FT	DC MOTOR	SMART FAN OPTION	SUMMER WINTER	WITH PROGRAMMER	INCLINING ROOF
--------------------	---------------------	-------------------------------	--------------------	----------------------------	------------------	--------------------	-------------------



33341
33341WP *Smart Fan
Body white/blanco
Blades cherry/cerezo



33345
33345WP *Smart Fan
Body black/negro
Blades brown/marrón



with light/con luz

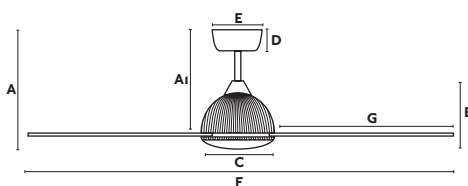
LED SMD 18W 3000K 1500lm CRI>80 Driver Diff ABS

33341-2
33341WP-2 *Smart Fan
Body white/blanco
Blades cherry/cerezo

33345-2
33345WP-2 *Smart Fan
Body black/negro
Blades brown/marrón

*Light Kits also sold separately p.158/Los kits de luz también se venden por separado p.158

Body Steel/Acero
Blades ABS
With timer/Con temporizador 1-4-8hr
W 5-9-17-20-30
RPM 86-135-159-175-197
Airflow 134 m3 min/4802 CFM
Voltage (V/Hz) 220-240/50-60
Voltage *Smart Fan (V/Hz) 220-240/50-60



A	AI
340/13.38"	290/11.41"
B	C
130/5.18"	190/7.48"
D	E
50/1.96"	140/5.51"
F	G
1320/51.96"	560/22.04"

*Order your Smart Fan with the reference of the fan finished in WP and add the reference 34150 of the gear. The price of the gear is with PRO35 discount.
Solicita tu Smart Fan con la referencia del ventilador acabado en WP y añade la referencia 34150 del receptor. El precio del receptor es con el descuento PRO35.



NUU

— Estudi Ribaudí



33721

33721WP *Smart Fan

Body matt white/blanco mate

Blades matt white/blanco mate



with light/con luz

LED SMD 15W 3000K 600lm CRI>80 Driver ✓
Diff Steel+Acrylic/Acero+Acrílico

33722

33722WP *Smart Fan

Body matt white/blanco mate

Blades matt white/blanco mate

Body Steel/Acero

Blades ABS

With timer/Con temporizador 1-4-8hr

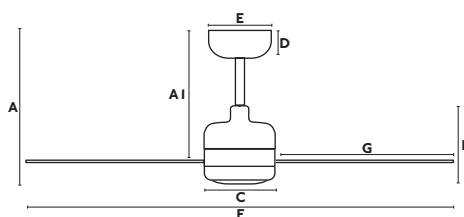
W 5-8-11-14-21-35

RPM 106-126-147-165-186-212

Airflow 104,58m³ min/3693,43 CFM

Voltage (V/Hz) 220-240/50-60

Voltage *Smart Fan (V/Hz) 100-240/50-60



A	AI
330/12.99"	290/11.41"
B	C
160/6.29"	110/4.33"
D	E
55/2.16"	130/5.12"
F	G
1320/51.96"	600/23.62"

*Order your Smart Fan with the reference of the fan finished in WP and add the reference 34150 of the gear. The price of the gear is with PRO35 discount.
Solicita tu Smart Fan con la referencia del ventilador acabado en WP y añade la referencia 34150 del receptor. El precio del receptor es con el descuento PRO35.



ICE

— Estudi Ribaudí



<p>132 CM</p>	<p>52 INCH</p>	<p>> 17,6-28 M2 190-300 SQ.FT</p>	<p>SUMMER WINTER</p>	<p>REMOTE CONTROL</p>	<p>INCLINING ROOF</p>
--------------------------	---------------------------	--	--------------------------	---------------------------	---------------------------



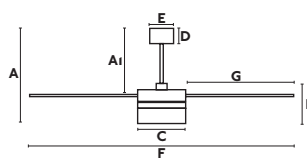
33460 wireless speaker
Body white/blanco
Blades white+maple/blanco+arce



FAN LARGE / GRANDE

Body Steel/Acero
Blades MDF
W 13-25-55 [33460]
RPM 75-135-180
Airflow 157,52 m3 min/5563 CFM
Voltage (V/Hz) 220-240/50
Optional downrod p. 156

LED SMD 15W 3000K 800lm CRI>80
 Driver
Diff Opal Glass/Cristal Opal



A	AI
385/15.1"	270/10.6"
B	C
210/8.24"	230/7.68"
D	E
65/2.51"	150/5.9"
F	G
1320/51.9"	555/21.9"



DISC

— Conillas



<p>132 CM</p>	<p>52 INCH</p>	<p> > 17,6-28 M2 190-300 SQ.FT</p>	<p>DC MOTOR</p>	<p> SUMMER WINTER</p>	<p> WITH PROGRAMMER</p>	<p> INCLINING ROOF</p>
--------------------------	---------------------------	---	----------------------------	---------------------------	-----------------------------	----------------------------



33397


Body shiny white/blanco brillo
Blades white+maple/blanco+arce



LIGHT DOWN
22W 962lm



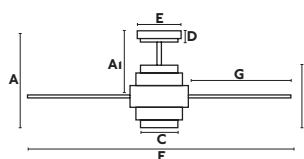
LIGHT UP
11W 396lm



LIGHT UP & DOWN
33W 1351lm

Body Steel/Acero
Blades MDF
With timer/Con temporizador 1-4-8hr
W 6-10-13-23-37
RPM 100-135-160-195-230
Airflow 211,72 m3 min/7477 CFM
Voltage (V/Hz) 220-240/50-60
Optional downrod p. 156

LED SMD 19W 2700K
CRI>80 Driver
Diff Polycarbonate/
Policarbonato



A	AI
460/18.1"	330/13"
B	C
280/11"	145/5.7"
D	E
55/2.1"	150/5.9"
F	G
1320/51.9"	576/22.7"



POLEA

— Conillas



<p>∅ 132 CM</p>	<p>∅ 52 INCH</p>	<p> > 17,6-28 M2 190-300 SQ.FT</p>	<p>DC MOTOR</p>	<p>SMART FAN OPTION</p>	<p> SUMMER WINTER</p>	<p> WITH PROGRAMMER</p>	<p> INCLINING ROOF</p>
----------------------------	-----------------------------	---	----------------------------	------------------------------------	---------------------------	-----------------------------	----------------------------




33724

33724WP ***Smart Fan**

Body brown+black/marrón+negro

Blades walnut+black/nogal+negro



Body Steel/Acero

Blades Plywood

With timer/Con temporizador 1-4-8hr

W 5-7-10-14-20-33

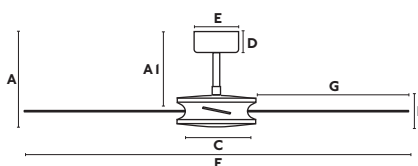
RPM 86-102-119-131-151-167

Airflow 111,3 m3min/3929CFM

Voltage (V/Hz) 220-240/50-60

Voltage ***Smart Fan** (V/Hz) 100-240/50-60

Optional downrod p. 156



A	AI
372/14.6"	254/10"
B	C
118/4.6"	228/9"
D	E
56/2.2"	130/5.12"
F	G
1322/52"	547/21"

*Order your Smart Fan with the reference of the fan finished in WP and add the reference 34150 of the gear. The price of the gear is with PRO35 discount.
Solicita tu Smart Fan con la referencia del ventilador acabado en WP y añade la referencia 34150 del receptor. El precio del receptor es con el descuento PRO35.



WINCH

— Faro Lab



<p>Ø 132 CM</p>	<p>Ø 52 INCH</p>	<p>> 17,6-28 M2 190-300 SQ.FT</p>	<p>REMOTE CONTROL</p>	<p>INCLINING ROOF</p>	<p>DIRECT CEILING MOUNTING</p>
---------------------	----------------------	--	---------------------------	---------------------------	--




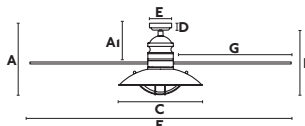
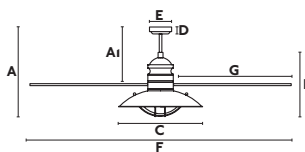
33396

Body dark brown/marrón oscuro

Blades dark brown/marrón oscuro

Body Steel/Acero
Blades MDF
W 15-30-60
RPM 90-145-190
Airflow 151,38 m3 min/5346 CFM
Voltage (V/Hz) 220-240/50
Optional downrod p. 156

2 E27 MAX 15W LED 
[17463]
Diff Opal glass/Cristal opal



A	AI
520/20.4"	370/14.5"
B	C
350/13.7"	Ø400/16"
D	E
60/2.4"	Ø130/5.1"
F	G
Ø1320/51.9"	560/22"

A	AI
500/19.7"	330/13"
B	C
350/13.7"	Ø400/16"
D	E
60/2.4"	Ø130/5.1"
F	G
Ø1320/51.9"	560/22"



LUZON

<p>∅132 CM</p>	<p>∅52 INCH</p>	<p>> 17,6-28 M2 190-300 SQ.FT</p>	<p>REMOTE CONTROL</p>	<p>INCLINING ROOF</p>
--------------------	---------------------	--	-----------------------	-----------------------




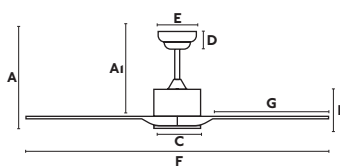
33750
Body white/blanco
Blades white/blanco



33751
Body brown/marrón
Blades brown/marrón

FAN LARGE / GRANDE

Body Steel/Acero
Blades ABS
W 23-42-65
RPM 90-120-155
Airflow 215,73 m3 min/7615 CFM
Voltage (V/Hz) 220-240/50
Downrods (3) 
105mm/3.99" | 152mm/60"
Optional downrod p. 156




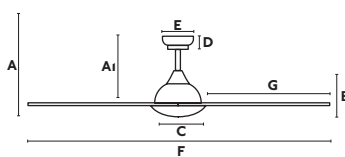
A	A1
285/11.2"	235/9.2"
B	C
180/70.8"	∅160/6.3"
D	E
60/23.6"	∅140/5.5"
F	G
∅1320/52"	590/23.2"

SIoux



33770
33770WP *Smart Fan
 Body white/blanco
 Blades white/blanco

Body Steel/Acero
 Blades ABS
 With timer/Con temporizador 1-4-8hr
 W 5-10-16-23-38
 RPM 106-143-174-198-233
 Airflow 164,32 m3 min/5803 CFM
 Voltage (V/Hz) 110-240/50-60
 Voltage *Smart Fan (V/Hz) 220-240/50-60
 Downrods (2) 
 127mm/5" | 254mm/10"
 Optional downrod p. 156



A	AI
320/12.6"	260/10.2"
B	C
200/78.7"	Ø220/8.6"
D	E
70/27.7"	Ø170/6.7"
F	G
Ø1320/52"	590/23.2"

*Order your Smart Fan with the reference of the fan finished in WP and add the reference 34150 of the gear. The price of the gear is with PRO35 discount.
 Solicita tu Smart Fan con la referencia del ventilador acabado en WP y añade la referencia 34150 del receptor. El precio del receptor es con el descuento PRO35.

POLARIS

∅132 CM	∅52 INCH	> 17,6-28 M2 190-300 SQ.FT	DC MOTOR	SMART FAN OPTION	SUMMER WINTER	WITH PROGRAMMER	INCLINING ROOF
-------------------	--------------------	-------------------------------	--------------------	----------------------------	------------------	--------------------	-------------------

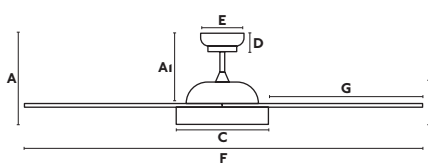


FAN LARGE / GRANDE

33346
33346WP *Smart Fan
 Body white/blanco
 Blades white/blanco

Body Steel/Acero
Blades ABS
With timer/Con temporizador 1-4-8hr
W 4-9-16-23-35
RPM 86-108-130-145-175
Airflow 163 m3 min/4900 CFM
Voltage (V/Hz) 220-240/50-60
Voltage *Smart Fan (V/Hz)
 220-240/50-60
Optional downrod p. 156

LED SMD 18W
 2700K 1500lm
 CRI>80 Driver
Diff Polycarbonate/
 Policarbonato



A	AI
350/13.7"	275/10.8"
B	C
180/7.1"	170/7"
D	E
50/2"	∅130/5.1"
F	G
∅1320/51.9"	555/21.8"

*Order your Smart Fan with the reference of the fan finished in WP and add the reference 34150 of the gear. The price of the gear is with PRO35 discount.
 Solicita tu Smart Fan con la referencia del ventilador acabado en WP y añade la referencia 34150 del receptor. El precio del receptor es con el descuento PRO35.

TIMOR

Ø132
CM

Ø52
INCH

> 17,6-28 M2
190-300 SQ.FT

SUMMER
WINTER

REMOTE
CONTROL



33372

Body white/blanco

Blades white+maple/blanco+arce



Body Steel/Acero


Blades Plywood

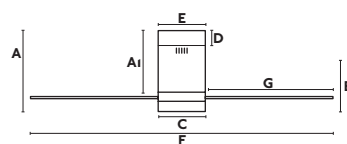
W 17-30-50

RPM 90-130-170

Airflow 134,28 m3 min/4742 CFM

Voltage (V/Hz) 220-240/50

LED SMD 12W 2300K 900lm
CRI>80 Driver 
Diff Opal Acrylic/Acrílico Opal



A	AI
270/10.6"	240/9.4"
B	C
80/3.1"	Ø175/6.88"
D	E
50/1.9"	Ø175/6.9"
F	G
Ø1320/51.9"	570/22.4"

PALK



33470

Body satin nickel/níquel satinado
Blades maple/arce

Body Steel/Acero

Blades Plywood

W 3-5-8-13-21-32

RPM 50-77-104-131-158-185

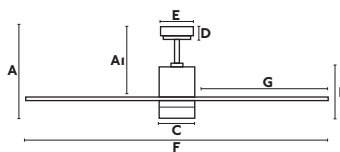
Airflow 198,22 m³ min/7000 CFM

Voltage (V/Hz) 220-240/50-60

Optional downrod p. 156

2 E14 MAX 8W LED [17461]

Diff Opal Glass/Cristal Opal



A	AI
390/15.3"	325/12.8"
B	C
140/5.51"	Ø150/5.9"
D	E
60/2.35"	Ø130/5.1"
F	G
Ø1320/51.9"	570/22.4"



TONSAY

<p>Ø 132 CM</p>	<p>Ø 52 INCH</p>	<p>House icon > 17,6-28 M2 190-300 SQ.FT</p>	<p>Sun icon SUMMER Snowflake icon WINTER</p>	<p>Remote icon REMOTE CONTROL</p>
---------------------	----------------------	---	--	---------------------------------------



33384
Body white/blanco
Blades white+maple/blanco+arce



33385
Body matt nickel/níquel mate
Blades grey+mahogany/gris+caoba

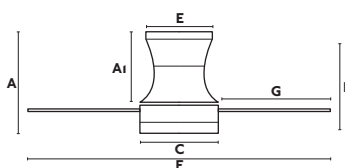


33386
Body dark brown/marrón oscuro
Blades cedar+wenge/cedro+wengué



Body Steel/Acero
Blades Plywood
W 10-24-46
RPM 83-132-180
Airflow 145,63 m3 min/5143 CFM
Voltage (V/Hz) 220-240/50

2 E27 MAX 15W LED
 [17463]
Diff Opal Glass/Cristal Opal



A	A1
305/12"	270/10.6"
B	C
300/11.8"	Ø238/9.34"
D	E
-	Ø190/7.5"
F	G
Ø1320/51.9"	535/20.06"



PEMBA

132 <small>CM</small>	52 <small>INCH</small>	<small>> 17,6-28 M2 190-300 SQ.FT</small>	DC <small>MOTOR</small>	<small>SUMMER WINTER</small>	<small>REMOTE CONTROL</small>
---------------------------------	----------------------------------	--	-----------------------------------	----------------------------------	-----------------------------------



33471N
Body white/blanco
Blades white/blanco



33491
Body grey/gris
Blades grey/gris



33492
Body brown/marrón
Blades brown/marrón



with light/con luz

LED SMD 16W 3000K 800lm CRI>80 Driver ✓
 Diff Polycarbonate/Policarbonato

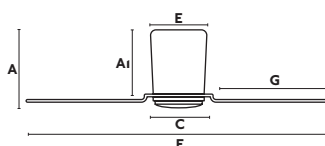
33471N-3
Body white/blanco
Blades white/blanco

33491-4
Body grey/gris
Blades grey/gris

33492-5
Body brown/marrón
Blades brown/marrón

*Light Kits also sold separately p.158/Los kits de luz también se venden por separado p.158

Body Steel/Acero
Blades ABS
W 3-5-9-14-21-32
RPM 50-76-102-127-157-180
Airflow 191,14 m3 min/6750 CFM
Voltage (V/Hz) 220-240/50-60



A	AI
215/8.46"	190/7.5"
B	C
570/22.4"	180/70.5"
D	E
65/2.51"	170/6.7"
F	G
1320/51.9"	570/22.4"

NIAS

<p>Ø 132 CM</p>	<p>Ø 52 INCH</p>	<p> > 17,6-28 M2 190-300 SQ.FT</p>	<p>DC MOTOR</p>	<p> SUMMER WINTER</p>	<p> REMOTE CONTROL</p>
----------------------------	-----------------------------	---	----------------------------	---------------------------	----------------------------



33472N
Body satin nickel/níquel satinado
Blades walnut/nogal

with light/con luz

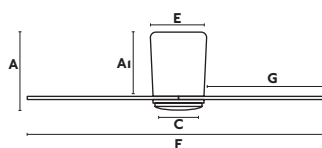
LED SMD 16W 800lm CRI>80
Driver ✓



33472N-6
Body satin nickel/níquel satinado
Blades walnut/nogal
Diff Polycarbonate/Polycarbonato

*Light Kits also sold separately p.158/Los kits de luz también se venden por separado p.158

Body Steel/Acero
Blades Plywood
W 2-7-9-14-21-32
RPM 50-82-114-146-178-210
Airflow 195,39 m3 min/6900 CFM
Voltage (V/Hz) 220-240/50-60



A	AI
190/7.5"	155/6.1"
B	C
-	Ø140/5.5"
D	E
-	Ø170/6.9"
F	G
Ø1320/51.9"	630/24.8"

VANU

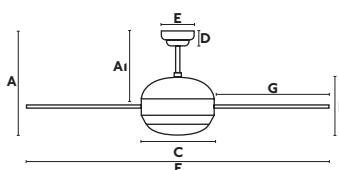
Ø132 CM	Ø52 INCH	> 17,6-28 M2 190-300 SQ.FT	SUMMER WINTER	REMOTE CONTROL	INCLINING ROOF	DIRECT CEILING MOUNTING
-------------------	--------------------	-------------------------------	------------------	-------------------	-------------------	-------------------------------



33314
Body dark brown/marrón oscuro
Blades dark walnut/nogal oscuro

Body Steel/Acero
Blades Plywood
W 14-31-60
RPM 75-120-172
Airflow 163,61 m3 min/5778 CFM
Voltage (V/Hz) 220-240/50
Optional downrod p. 156







E27 MAX 15W LED [17463]
Diff Opal Glass/Cristal Opal



A	AI
430/16.9"	300/11.8"
B	C
220/8.63"	240/9.43"
D	E
60/2.35"	Ø130/5.1"
F	G
Ø1320/51.9"	540/21.2"



ICARIA

 132 <small>CM</small>	 52 <small>INCH</small>	 <small>> 17,6-28 M2 190-300 SQ.FT</small>	 <small>SUMMER WINTER</small>	 <small>REMOTE CONTROL</small>	 <small>INCLINING ROOF</small>
--	---	---	---	--	--



33700
Body white/blanco
Blades white+maple/blanco+arce



33701
Body aluminium/aluminio
Blades grey+maple/gris+arce




33702
Body brown/marrón
Blades brown+mahogany/marrón+caoba

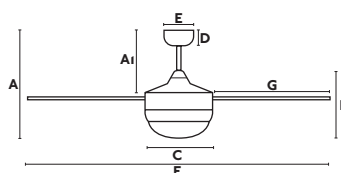


33705
Body antique brass/oro envejecido
Blades brown+oak/marrón+roble



Body Steel/Acero
Blades MDF
W 15-30-56
RPM 100-150-205
Airflow 155,62 m3 min/5496 CFM
Voltage (V/Hz) 220-240/50
Optional downrod p. 156

2 E27 MAX 15W LED 
[17463]
Diff Opal Glass/Cristal Opal



A	AI
415/16.3"	330/12.9"
B	C
280/11"	ø270/10.6"
D	E
50/2"	ø150/5.9"
F	G
ø1320/51.9"	520/20.5"

IBIZA

Ø 132
CM

Ø 52
INCH

> 17,6-28 M2
190-300 SQ.FT

SUMMER
WINTER

REMOTE
CONTROL

INCLINING
ROOF



33284
Body white/blanco
Blades white/blanco

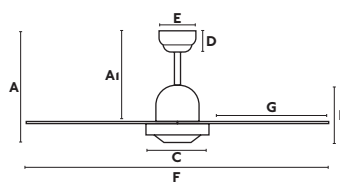


33287
Body satin nickel/níquel satinado
Blades grey+maple/gris+acere



33288
Body rust brown/marrón óxido
Blades mahogany+bleached oak/
caoba+roble emblanqueado

Body Steel/Acero
Blades Plywood
W 16-29-49
RPM 113-162-212
Airflow 149,57 m3 min/5282 CFM
Voltage (V/Hz) 220-240/50
Optional downrod p. 156



A	AI
330/12.9"	270/10.6"
B	C
170/6.9"	175/6.88"
D	E
60/2.35"	Ø130/5.1"
F	G
Ø1320/51.9"	570/ 22.4"

MALLORCA

<p>Ø 132 CM</p>	<p>Ø 52 INCH</p>	<p> > 17,6-28 M2 190-300 SQ.FT </p>	<p> SUMMER WINTER </p>	<p> REMOTE CONTROL </p>	<p> INCLINING ROOF </p>
----------------------------	-----------------------------	---	---	--	--



33292
Body matt nickel/níquel mate
Blades grey+maple/gris+acere



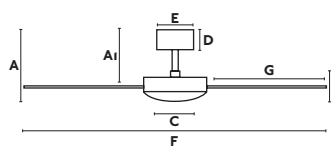
33350
Body white/blanco
Blades white+maple/blanco+acere



33351
Body rust brown/marrón óxido
Blades mahogany+bleached oak/
 caoba+roble emblanquecido

FAN LARGE / GRANDE

Body Steel/Acero
Blades MDF
W 15-30-56
RPM 100-150-205
Airflow 154,30 m3 min/5449 CFM
Voltage (V/Hz) 220-240/50
Optional downrod p. 156



A	AI
380/15"	330/12.9"
B	C
180/7.05"	250/9.82"
D	E
60/2.35"	Ø130/5.1"
F	G
Ø1320/51.9"	520/20.4"

CUBA

Ø 132
CM

Ø 52
INCH

> 17,6-28 M2
190-300 SQ.FT

SUMMER
WINTER

INCLINING
ROOF

CONTROLLED
BY CHAINS

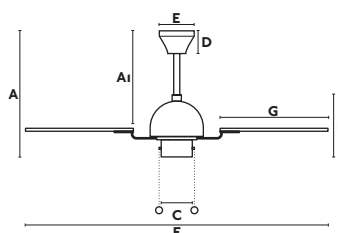


33352
Body dark brown/marrón oscuro
Blades dark brown/marrón oscuro



33352B NEW
Body antique brass/oro envejecido
Blades brown/marrón

Body Steel/Acero
Blades ABS
W 20-34-65
RPM 73-99-145
Airflow 127,45 m3 min/4501 CFM
Voltage (V/Hz) 220-240/50
Optional downrod p. 156
Remote control [33929/33937] ☒



A	AI
510/20.1"	450/17.7"
B	C
350/13.7"	370/15.5"
D	E
60/2.35"	Ø130/5.1"
F	G
Ø1320/51.9"	600/23"

CORSO

Ø132 CM	Ø52 INCH	> 17,6-28 M2 190-300 SQ.FT	SUMMER WINTER	INCLINING ROOF	DIRECT CEILING MOUNTING	CONTROLLED BY CHAINS
-------------------	--------------------	-------------------------------	------------------	-------------------	-------------------------------	-------------------------



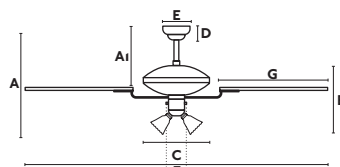
FAN LARGE / GRANDE

33274
Body dark brown/marrón oscuro
Blades reddish mahogany+pickled oak/aoba rojizo+roble envejecido



Body Steel/Acero
Blades Plywood
W 23-34-57
RPM 87-135-198
Airflow 161,92 m3min/5718 CFM
Voltage (V/Hz) 220-240/50
Optional downrod p. 156
Remote control [33929/33937] ✕

4 E27 MAX 15W LED ✕ [17463]
Diff Translucent Glass/
 Cristal Translúcido



A	A1
520/20.5"	290/11.4"
B	C
400/15.74"	360/14.17"
D	E
60/2.35"	Ø130/5.1"
F	G
Ø1320/51.9"	525/20.7"

LOMBOK

Ø 132
CM

Ø 52
INCH

> 17,6-28 M2
190-300 SQ.FT

SUN
SUMMER
WINTER

INCLINING
ROOF

CONTROLLED
BY CHAINS



33019

Body dark brown/marrón oscuro

Blades rustic pine/pino rústico

Body Steel/Acero

Blades Wood/Madera

W 14-29-58

RPM 85-135-185

Airflow 123,72 m3 min/4369 CFM

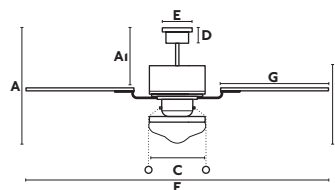
Voltage (V/Hz) 220-240/50

Optional downrod p. 156

Remote control [33929/33937] ✕

2 E27 MAX 15W LED ✕ [17443]

Diff Opal glass/Cristal opal



A	AI
500/19.7"	246/9.7"
B	C
330/12.9"	285/11.2"
D	E
60/2.35"	Ø130/5.1"
F	G
Ø1320/51.9"	541/21.3"

ALOHA

<p>Ø 132 CM</p>	<p>Ø 52 INCH</p>	<p>> 17,6-28 M2 190-300 SQ.FT</p>	<p>SUMMER WINTER</p>	<p>REMOTE CONTROL</p>	<p>INCLINING ROOF</p>
---------------------	----------------------	--	--------------------------	---------------------------	---------------------------



33710
Body dark brown/marrón oscuro
Blades walnut+dark walnut/
 nogal+nogal oscuro

with light/con luz

3 E27 MAX 15W LED [17426]

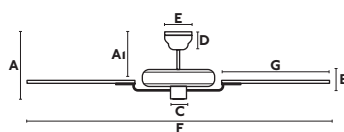


33710-13
 dark brown/marrón oscuro

FAN LARGE / GRANDE

*Light Kits also sold separately p.158/Los kits de luz también se venden por separado p.158

Body Steel/Acero
Blades Plywood
W 15-32-58
RPM 80-125-180
Airflow 128,95 m3 min/4552 CFM
Voltage (V/Hz) 220-240/50
Optional downrod p. 156



A	AI
315/12.4"	285/11.2"
B	C
130/5.1"	240/9.43"
D	E
60/2.36"	130/5.11"
F	G
Ø1320/51.9"	530/20.9"

TABARCA

<p>Ø 132 CM</p>	<p>Ø 52 INCH</p>	<p> > 17,6-28 M2 190-300 SQ.FT</p>	<p> SUMMER WINTER</p>	<p> REMOTE CONTROL</p>	<p> INCLINING ROOF</p>
----------------------------	-----------------------------	---	---------------------------	----------------------------	----------------------------



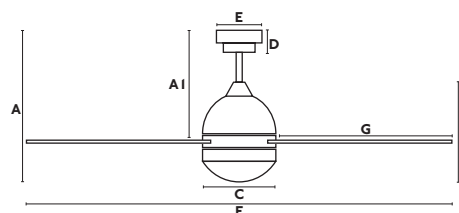
33752
Body shiny white/blanco brillo
Blades white+maple/blanco+arce



33753
Body shiny grey/gris brillo
Blades grey+maple/gris+arce

Body Steel/Acero
Blades Plywood
W 23-34-50
RPM 125-160-200
Airflow 141,95 m3 min/5011 CFM
Voltage (V/Hz) 220-240/50-60

2 E27 MAX 15W
LED [17463]
Diff Glass/Cristal



A	AI
450/17.72"	330/13"
B	C
300/11.81"	220/8.66"
D	E
60/2.36"	130/5.12"
F	G
1320/52"	540/21.25"

IZARO

<p>Ø 130 CM</p>	<p>Ø 51 INCH</p>	<p>13-17 M2 140-190 SQ.FT</p>	<p>DC MOTOR</p>	<p>SMART FAN OPTION</p>	<p>SUMMER WINTER</p>	<p>WITH PROGRAMMER</p>	<p>INCLINING ROOF</p>
----------------------------	-----------------------------	-----------------------------------	----------------------------	------------------------------------	--------------------------	----------------------------	---------------------------

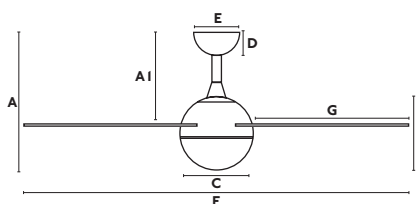


FAN MEDIUM / MEDIANO

33514
33514WP *Smart Fan
 Body shiny white/blanco brillo
 Blades white+mapple/blanco+arce

Body Steel/Acero
 Blades Plywood
 With timer/Con temporizador 1-4-8hr
 W 5-10-16-25-37
 RPM 100-142-165-192-226
 Airflow 190,12 m3 min/6711 CFM
 Voltage (V/Hz) 220-240/50-60
 Voltage *Smart Fan (V/Hz) 100-240/50-60
 Optional downrod p. 156

LED SMD 15W
 3000K 850lm
 CRI>80 Driver ✓
 Diff Glass/Cristal



A	AI
420/16.53"	270/10.62"
B	C
260/10.23"	230/9.05"
D	E
70/2.75"	150/5.90"
F	G
1300/51.18"	540/21.25"

*Order your Smart Fan with the reference of the fan finished in WP and add the reference 34151 of the gear. The price of the gear is with PRO35 discount.
 Solicita tu Smart Fan con la referencia del ventilador acabado en WP y añade la referencia 34151 del receptor. El precio del receptor es con el descuento PRO35.



TYPHOON

— Jordi Busquets



130 CM	51 INCH	13-17 M2 140-190 SQ.FT	DC MOTOR	SMART FAN OPTION	IP44 OUTDOOR	SUMMER WINTER	REMOTE CONTROL	INCLINING ROOF
------------------	-------------------	---------------------------	--------------------	----------------------------	-----------------	------------------	-------------------	-------------------



33480
33480WP *Smart Fan
Body white/blanco
Blades white/blanco



33489
33489WP *Smart Fan
Body grey/gris
Blades grey/gris



33490
33490WP *Smart Fan
Body brown/marrón
Blades brown/marrón



with light/con luz

LED SMD 16W 3000K 900lm CRI>80 Driver ✓
Diff Polycarbonate/Policarbonato

33480-14
33480WP-14 *Smart Fan
white/blanco

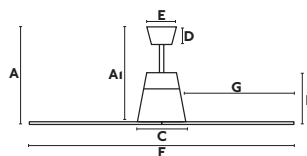
33489-15
33489WP-15 *Smart Fan
grey/gris

33490-16
33490WP-16 *Smart Fan
brown/marrón

*Light Kits also sold separately p.158/Los kits de luz también se venden por separado p.158

Indoor/Outdoor IP44

Body ABS
Blades ABS
W 3-5-8-12-21-31
RPM 50-71-93-115-138-162
Airflow 183,09 m3 min/6463 CFM
Voltage (V/Hz) 220-240/50-60
Optional downrod p. 156



A	AI
390/15.3"	370/13.77"
B	C
200/7.87"	200/7.87"
D	E
55/2.1"	Ø130/5.1"
F	G
Ø1300/51.8"	530/20.8"

*Order your Smart Fan with the reference of the fan finished in WP and add the reference 34150 of the gear. The price of the gear is with PRO35 discount.
Solicita tu Smart Fan con la referencia del ventilador acabado en WP y añade la referencia 34150 del receptor. El precio del receptor es con el descuento PRO35.



WINCHE
— Conillas 

ø 130 CM	ø 51 INCH	 13-17 M2 140-190 SQ.FT	DC MOTOR	SMART FAN OPTION	 SUMMER WINTER	 REMOTE CONTROL	 INCLINING ROOF
--------------------	---------------------	--	--------------------	----------------------------	---	--	--



33481 Indoor/Outdoor IP44
33481WP *Smart Fan
Body black/negro
Blades dark brown/marrón oscuro



33482
33482WP *Smart Fan
Body chrome/cromado
Blades brown/marrón



with light/con luz

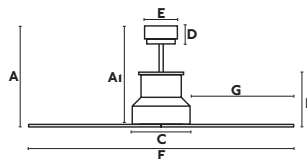
LED SMD 16W 3000K 800lm CRI>80 Driver ✓

33481-7 IP44
33481WP-7 *Smart Fan
Body black/negro
Blades dark brown/marrón oscuro

33482-8
33482WP-8 *Smart Fan
Body chrome/cromado
Blades brown/marrón

*Light Kits also sold separately p.158/Los kits de luz también se venden por separado p.158

Body Steel/Acero
Blades ABS
Diff Polycarbonate/Polycarbonato
W 3-5-8-12-21-35
RPM 50-71-93-115-138-162
Airflow 183,01 m3 min/6463 CFM
Voltage (V/Hz) 220-240/50-60
Optional downrod p. 156



A	AI
390/15.3"	355/13.97"
B	C
210/8.26"	190/7.48"
D	E
55/2.1"	ø130/5.11"
F	G
ø1270/50"	530/21.8"

*Order your Smart Fan with the reference of the fan finished in WP and add the reference 34150 of the gear. The price of the gear is with PRO35 discount. Solicita tu Smart Fan con la referencia del ventilador acabado en WP y añade la referencia 34150 del receptor. El precio del receptor es con el descuento PRO35.



NEW COPPER
— Conillas 


Ø 128 CM	Ø 50 INCH	 13-17 M2 140-190 SQ.FT	DC MOTOR	SMART FAN OPTION	 SUMMER WINTER	 REMOTE CONTROL	 INCLINING ROOF
--------------------	---------------------	---	--------------------	----------------------------	--	---	---

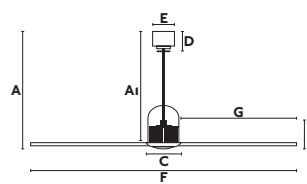


33451
33451WP *Smart Fan
Body matt black/negro mate
Blades walnut/nogal



FAN MEDIUM / MEDIANO

Body Steel/Acero
Blades Polycarbonate/ Policarbonato
W 4-6-9-13-22-32
RPM 51-77-103-129-155-185
Airflow 145,66 m3 min/5144 CFM
Voltage (V/Hz) 220-240/50-60
Voltage *Smart Fan (V/Hz) 100-240/50-60
Downrods (3) 
100mm/3.9" | 200mm/7.8" | 450mm/17.7"



A	AI
640/25.2"	630/24.8"
B	C
180/7.05"	Ø160/6.3"
D	E
60/2.3"	Ø130/5.1"
F	G
Ø1280/50.4"	555/21.8"

*Order your Smart Fan with the reference of the fan finished in WP and add the reference 34150 of the gear. The price of the gear is with PRO35 discount.
Solicita tu Smart Fan con la referencia del ventilador acabado en WP y añade la referencia 34150 del receptor. El precio del receptor es con el descuento PRO35.



MINI ETERFAN

— Conillas 

ø128 CM	ø50 INCH	13-17 M2 140-190 SQ.FT	DC MOTOR	SMART FAN OPTION	SUMMER WINTER	REMOTE CONTROL
-------------------	--------------------	---------------------------	--------------------	----------------------------	------------------	----------------



33382
33382WP *Smart Fan
Body chrome/cromo
Blades transparent/transparente



32020
32020WP *Smart Fan
Body shiny white/blanco brillo
Blades transparent/transparente



32025
32025WP *Smart Fan
Body matt white/blanco mate
Blades transparent/transparente



32026
32026WP *Smart Fan
Body shiny black/negro brillo
Blades transparent/transparente



32027
32027WP *Smart Fan
Body matt black/negro mate
Blades transparent/transparente



32028
32028WP *Smart Fan
Body matt black/negro mate
Blades walnut/nogal



32029
32029WP *Smart Fan
Body shiny red/rojo brillo
Blades transparent/transparente



32030
32030WP *Smart Fan
Body matt black/negro mate
Blades matt black/negro mate



with light/con luz

SMD LED 17W 3000K 600lm CRI>80 Driver Diff Opal Glass/Cristal Opal

33382-9
33382WP-9 *Smart Fan
Body chrome/cromo
Blades transparent/transparente

32020-9
32020WP-9 *Smart Fan
Body shiny white/blanco brillo
Blades transparent/transparente

32025-9
32025WP-9 *Smart Fan
Body matt white/blanco mate
Blades transparent/transparente

32026-10
32026WP-10 *Smart Fan
Body shiny black/negro brillo
Blades transparent/transparente

32027-10
32027WP-10 *Smart Fan
Body matt black/negro mate
Blades transparent/transparente

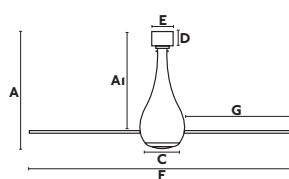
32028-10
32028WP-10 *Smart Fan
Body matt black/negro mate
Blades walnut/nogal

32029-9
32029WP-9 *Smart Fan
Body shiny red/rojo brillo
Blades transparent/transparente

32030-10
32030WP-10 *Smart Fan
Body matt black/negro mate
Blades matt black/negro mate

*Light Kits also sold separately p.158/Los kits de luz también se venden por separado p.158

Body Steel+Glass/Acero+Cristal
Blades Polycarbonate/Polycarbonato
W 3-6-9-13-22-32
RPM 51-77-103-129-155-185
Airflow 145,66 m3 min/5144 CFM
Voltage (V/Hz) 220-240/50-60
Voltage *Smart Fan (V/Hz) 100-240/50-60




A	A1
450/17.7"	420/16.5"
B	C
-	ø160/6.3"
D	E
60/2.3"	ø130/5.1"
F	G
ø1280/50.4"	555/21.8"

*Order your Smart Fan with the reference of the fan finished in WP and add the reference 34150 of the gear. The price of the gear is with PRO35 discount. Solicita tu Smart Fan con la referencia del ventilador acabado en WP y añade la referencia 34150 del receptor. El precio del receptor es con el descuento PRO35.



ETERFAN

— Conillas 

ø128 CM	ø50 INCH	13-17 M2 140-190 SQ.FT	DC MOTOR	SMART FAN OPTION	SUMMER WINTER	REMOTE CONTROL
-------------------	--------------------	---------------------------	--------------------	----------------------------	------------------	----------------



33381
33381WP *Smart Fan
Body chrome/cromo
Blades transparent/transparente



32000
32000WP *Smart Fan
Body shiny white/blanco brillo
Blades transparent/transparente



32001
32001WP *Smart Fan
Body matt white/blanco mate
Blades transparent/transparente



32002
32002WP *Smart Fan
Body shiny black/negro brillo
Blades transparent/transparente



32003
32003WP *Smart Fan
Body matt black/negro mate
Blades transparent/transparente



32004
32004WP *Smart Fan
Body matt black/negro mate
Blades walnut/nogal



32005
32005WP *Smart Fan
Body shiny red/rojo brillo
Blades transparent/transparente



32006
32006WP *Smart Fan
Body matt black/negro mate
Blades matt black/negro mate



with light/con luz

33381-9
33381WP-9 *Smart Fan
Body chrome/cromo
Blades transparent/transparente

32002-10
32002WP-10 *Smart Fan
Body shiny black/negro brillo
Blades transparent/transparente

32005-9
32005WP-9 *Smart Fan
Body shiny red/rojo brillo
Blades transparent/transparente

SMD LED 17W 3000K 600lm CRI>80 Driver Diff Opal Glass/Cristal Opal

32000-9
32000WP-9 *Smart Fan
Body shiny white/blanco brillo
Blades transparent/transparente

32003-10
32003WP-10 *Smart Fan
Body matt black/negro mate
Blades transparent/transparente

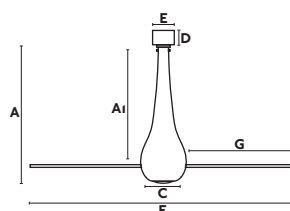
32006-10
32006WP-10 *Smart Fan
Body matt black/negro mate
Blades matt black/negro mate

32001-9
32001WP-9 *Smart Fan
Body matt white/blanco mate
Blades transparent/transparente

32004-10
32004WP-10 *Smart Fan
Body matt black/negro mate
Blades walnut/nogal

*Light Kits also sold separately p.158/Los kits de luz también se venden por separado p.158

Body Steel+Glass/Acero+Cristal
Blades Polycarbonate/Polycarbonato
W 3-6-9-13-22-32
RPM 51-77-103-129-155-185
Airflow 145,66 m3 min/5144 CFM
Voltage (V/Hz) 220-240/50-60
Voltage *Smart Fan (V/Hz) 100-240/50-60



A	AI
640/25,2"	630/24,8"
B	C
-	ø160/6,3"
D	E
60/2,3"	ø130/5,1"
F	G
ø1280/50,4"	555/21,8"

*Order your Smart Fan with the reference of the fan finished in WP and add the reference 34150 of the gear. The price of the gear is with PRO35 discount. Solicita tu Smart Fan con la referencia del ventilador acabado en WP y añade la referencia 34150 del receptor. El precio del receptor es con el descuento PRO35.



JUSTFAN

— Conillas



Ø 128 CM	Ø 50 INCH	13-17 M2 140-190 SQ.FT	DC MOTOR	SMART FAN OPTION	SUMMER WINTER	REMOTE CONTROL	INCLINING ROOF
--------------------	---------------------	---------------------------	--------------------	----------------------------	---------------	----------------	----------------



33394
33394WP *Smart Fan
Body chrome/cromo
Blades transparent/transparente



33395
33395WP *Smart Fan
Body black/negro
Blades walnut/nogal



33398
33398WP *Smart Fan
Body antique brass/oro envejecido
Blades walnut/nogal



33399
33399WP *Smart Fan
Body copper/cobre
Blades walnut/nogal



32100
32100WP *Smart Fan
Body matt black/negro mate
Blades matt black/negro mate



33417
33417WP *Smart Fan
Body antique brass/oro envejecido
Blades matt black/negro mate



33418
33418WP *Smart Fan
Body copper/cobre
Blades matt black/negro mate



with light/con luz

SMD LED 17W 3000K 600lm CRI>80 Driver Diff Opal Glass/Cristal Opal

33394-9
33394WP-9 *Smart Fan
Body chrome/cromo
Blades transparent/transparente

33395-10
33395WP-10 *Smart Fan
Body black/negro
Blades walnut/nogal

33398-10
33398WP-10 *Smart Fan
Body antique brass/oro envejecido
Blades walnut/nogal

33399-10
33399WP-10 *Smart Fan
Body copper/cobre
Blades walnut/nogal

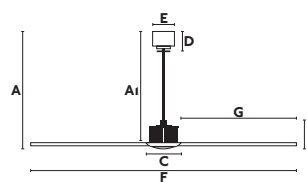
32100-10
32100WP-10 *Smart Fan
Body matt black/negro mate
Blades matt black/negro mate

33417-10
33417WP-10 *Smart Fan
Body antique brass/oro envejecido
Blades matt black/negro mate

33418-10
33418WP-10 *Smart Fan
Body copper/cobre
Blades matt black/negro mate

*Light Kits also sold separately p.158/Los kits de luz también se venden por separado p.158

Body Steel/Acero
Blades Polycarbonate/ Policarbonato
W 4-6-9-13-22-32
RPM 51-77-103-129-155-185
Airflow 145,66 m3 min/5144 CFM
Voltage (V/Hz) 220-240/50-60
Voltage *Smart Fan (V/Hz) 100-240/50-60
Downrods (3)
100mm/3.9" | 200mm/7.8" | 450mm/17.7"



A	AI
640/25.2"	630/24.8"
B	C
180/7.05"	Ø160/6.3"
D	E
60/2.3"	Ø130/5.1"
F	G
Ø1280/50.4"	555/21.8"

*Order your Smart Fan with the reference of the fan finished in WP and add the reference 34150 of the gear. The price of the gear is with PRO35 discount. Solicita tu Smart Fan con la referencia del ventilador acabado en WP y añade la referencia 34150 del receptor. El precio del receptor es con el descuento PRO35.



DECOFAN

— Conillas



<p>Ø128 CM</p>	<p>Ø50 INCH</p>	<p>13-17 M2 140-190 SQ.FT</p>	<p>DC MOTOR</p>	<p>SMART FAN OPTION</p>	<p>SUMMER WINTER</p>	<p>REMOTE CONTROL</p>
--------------------	---------------------	-----------------------------------	---------------------	---------------------------------	--------------------------	---------------------------



33394D
33394DWP *Smart Fan
 Body chrome/cromo
 Blades transparent/transparents



33395D
33395DWP *Smart Fan
 Body black/negro
 Blades walnut/nogal



33398D
33398DWP *Smart Fan
 Body antique brass/oro envejecido
 Blades walnut/nogal



33399D
33399DWP *Smart Fan
 Body copper/cobre
 Blades walnut/nogal



with light/con luz

SMD LED 17W 3000K 600lm CRI>80 Driver Diff Opal Glass/Cristal Opal

33394D-9
33394DWP-9 *Smart Fan
 Body chrome/cromo
 Blades transparent/transparents

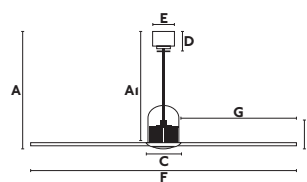
33395D-10
33395DWP-10 *Smart Fan
 Body black/negro
 Blades walnut/nogal

33398D-10
33398DWP-10 *Smart Fan
 Body antique brass/oro envejecido
 Blades walnut/nogal

33399D-10
33399DWP-10 *Smart Fan
 Body copper/cobre
 Blades walnut/nogal

*Light Kits also sold separately p.158/Los kits de luz también se venden por separado p.158

Body Steel+Glass/Acero+Cristal
 Blades Polycarbonate/Policarbonato
 W 3-6-9-13-22-32
 RPM 51-77-103-129-155-185
 Airflow 145,66 m3 min/5144 CFM
 Voltage (V/Hz) 220-240/50-60
 Voltage *Smart Fan (V/Hz) 100-240/50-60




A	AI
450/17.7"	420/16.5"
B	C
-	Ø160/6.3"
D	E
60/2.3"	Ø130/5.1"
F	G
Ø1280/50.4"	555/21.8"

*Order your Smart Fan with the reference of the fan finished in WP and add the reference 34150 of the gear. The price of the gear is with PRO35 discount. Solicita tu Smart Fan con la referencia del ventilador acabado en WP y añade la referencia 34150 del receptor. El precio del receptor es con el descuento PRO35.



MINI TUBE

— Conillas 

128 CM	50 INCH	13-17 M2 140-190 SQ.FT	DC MOTOR	SMART FAN OPTION	SUMMER WINTER	REMOTE CONTROL
------------------	-------------------	---------------------------	--------------------	----------------------------	------------------	----------------



33393
33393WP *Smart Fan
Body chrome/cromo
Blades transparent/transparents

32038
32038WP *Smart Fan
Body shiny white/blanco brillo
Blades transparent/transparents

32039
32039WP *Smart Fan
Body matt white/blanco mate
Blades transparent/transparents

32040
32040WP *Smart Fan
Body shiny black/negro brillo
Blades transparent/transparents



32041
32041WP *Smart Fan
Body matt black/negro mate
Blades transparent/transparents



32042
32042WP *Smart Fan
Body matt black/negro mate
Blades walnut/nogal



32043
32043WP *Smart Fan
Body matt black/negro mate
Blades matt black/negro mate



with light/con luz

SMD LED 17W 3000K 600lm CRI>80 Driver Diff Opal Glass/Cristal Opal

33393-9
33393WP-9 *Smart Fan
Body chrome/cromo
Blades transparent/transparents

32038-9
32038WP-9 *Smart Fan
Body shiny white/blanco brillo
Blades transparent/transparents

32039-9
32039WP-9 *Smart Fan
Body matt white/blanco mate
Blades transparent/transparents

32040-10
32040WP-10 *Smart Fan
Body shiny black/negro brillo
Blades transparent/transparents

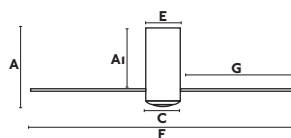
32041-10
32041WP-10 *Smart Fan
Body matt black/negro mate
Blades transparent/transparents

32042-10
32042WP-10 *Smart Fan
Body matt black/negro mate
Blades walnut/nogal

32043-10
32043WP-10 *Smart Fan
Body matt black/negro mate
Blades matt black/negro mate

*Light Kits also sold separately p.158/Los kits de luz también se venden por separado p.158

Body Steel+Glass/Acero+Cristal
Blades Polycarbonate/Polycarbonato
W 3-6-9-13-22-32
RPM 51-77-103-129-155-185
Airflow 145,66 m3 min/5144 CFM
Voltage (V/Hz) 220-240/50-60
Voltage *Smart Fan (V/Hz) 100-240/50-60



A	AI
290/11.4"	250/9.8"
B	C
-	160/6.3"
D	E
-	130/5.1"
F	G
1280/50.4"	430/16.9"

*Order your Smart Fan with the reference of the fan finished in WP and add the reference 34150 of the gear. The price of the gear is with PRO35 discount. Solicita tu Smart Fan con la referencia del ventilador acabado en WP y añade la referencia 34150 del receptor. El precio del receptor es con el descuento PRO35.



TUBE

— Conillas



ø128 CM	ø50 INCH	13-17 M2 140-190 SQ.FT	DC MOTOR	SMART FAN OPTION	SUMMER WINTER	REMOTE CONTROL
-------------------	--------------------	---------------------------	--------------------	----------------------------	------------------	-------------------



33374
33374WP *Smart Fan
Body chrome/cromo
Blades transparent/transparente



32033
32033WP *Smart Fan
Body shiny white/blanco brillo
Blades transparent/transparente



32034
32034WP *Smart Fan
Body matt white/blanco mate
Blades transparent/transparente



32035
32035WP *Smart Fan
Body shiny black/negro brillo
Blades transparent/transparente



32036
32036WP *Smart Fan
Body matt black/negro mate
Blades transparent/transparente



32037
32037WP *Smart Fan
Body matt black/negro mate
Blades walnut/nogal



32060
32060WP *Smart Fan
Body matt black/negro mate
Blades matt black/negro mate



with light/con luz

33374-9
33374WP-9 *Smart Fan
Body chrome/cromo
Blades transparent/transparente

32035-10
32035WP-10 *Smart Fan
Body shiny black/negro brillo
Blades transparent/transparente

32060-10
32060WP-10 *Smart Fan
Body matt black/negro mate
Blades matt black/negro mate

SMD LED 17W 3000K 600lm CRI>80 Driver Diff Opal Glass/Cristal Opal

32033-9
32033WP-9 *Smart Fan
Body shiny white/blanco brillo
Blades transparent/transparente

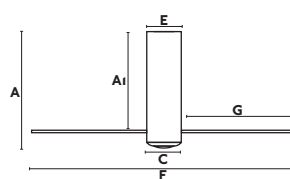
32036-10
32036WP-10 *Smart Fan
Body matt black/negro mate
Blades transparent/transparente

32034-9
32034WP-9 *Smart Fan
Body matt white/blanco mate
Blades transparent/transparente

32037-10
32037WP-10 *Smart Fan
Body matt black/negro mate
Blades walnut/nogal

*Light Kits also sold separately p.158/Los kits de luz también se venden por separado p.158

Body Steel+Glass/Acero+Cristal
Blades Polycarbonate/Polycarbonato
W 3-6-9-13-22-32
RPM 51-77-103-129-155-185
Airflow 145,66 m3 min/5144 CFM
Voltage (V/Hz) 220-240/50-60
Voltage *Smart Fan (V/Hz) 100-240/50-60



A	AI
450/17.7"	420/16.5"
B	C
-	ø160/6.3"
D	E
-	ø130/5.1"
F	G
ø1280/50.4"	430/16.9"

*Order your Smart Fan with the reference of the fan finished in WP and add the reference 34150 of the gear. The price of the gear is with PRO35 discount. Solicita tu Smart Fan con la referencia del ventilador acabado en WP y añade la referencia 34150 del receptor. El precio del receptor es con el descuento PRO35.



NASSAU

∅128 CM	∅50 INCH	13-17 M2 140-190 SQ.FT	DC MOTOR	SMART FAN OPTION	SUMMER WINTER	REMOTE CONTROL	INCLINING ROOF
-------------------	--------------------	---------------------------	--------------------	----------------------------	------------------	----------------	----------------



33478
33478WP *Smart Fan
Body brown/marrón
Blades brown/marrón



33487
33487WP *Smart Fan
Body white/blanco
Blades white/blanco

Optional downrod/Tijas opcionales

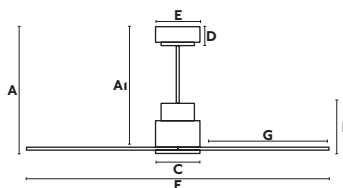


33479
brown/marrón



33488
white/blanco

Body Steel/Acero
Blades Plywood
W 4-6-10-16-24-37
RPM 50-87-125-162-199-237
Airflow 222.41 m3 min/7851 CFM
Voltage (V/Hz) 220-240/50-60
Voltage *Smart Fan (V/Hz) 100-240/50-60



A	AI
400/15.7"	370/14.5"
B	C
170/6.69"	120/4.72"
D	E
60/2.36"	∅130/5.11"
F	G
∅1280/50.4"	575/22.6"

FAN MEDIUM / MEDIANO

*Order your Smart Fan with the reference of the fan finished in WP and add the reference 34150 of the gear. The price of the gear is with PRO35 discount. Solicita tu Smart Fan con la referencia del ventilador acabado en WP y añade la referencia 34150 del receptor. El precio del receptor es con el descuento PRO35.

MOLOKAI

Ø125 CM	Ø49 INCH	13-17 M2 140-190 SQ.FT	DC MOTOR	SUMMER WINTER	REMOTE CONTROL	INCLINING ROOF
-------------------	--------------------	---------------------------	--------------------	------------------	-------------------	-------------------



33475
Body matt nickel/níquel mate
Blades dark walnut/nogal oscuro

with light/con luz

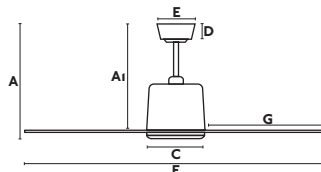
LED SMD 18W 3000K 1200lm
CRI>80 Driver ✓



33475-17
dark brown/marrón oscuro

*Light Kits also sold separately p.158/Los kits de luz también se venden por separado p.158

Body Steel/Acero
Blades Plywood
W 3-5-8-13-21-31
RPM 50-76-102-128-155-180
Airflow 195,66 m3 min/6910 CFM
Voltage (V/Hz) 220-240/50-60
Optional downrod p. 156



A	A1
335/13.1"	300/11.8"
B	C
200/8.63"	150/5.90"
D	E
65/2.51"	Ø140/5.51"
F	G
Ø1250/42.9"	600/23.6"

<p>Ø122 CM</p>	<p>Ø48 INCH</p>	<p>13-17 M2 140-190 SQ.FT</p>	<p>REMOTE CONTROL</p>	<p>INCLINING ROOF</p>
--------------------	---------------------	-----------------------------------	-----------------------	-----------------------



33607
Body white/blanco
Blades white+maple/blanco+arce

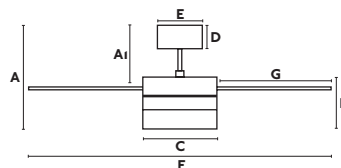


33608
Body matt nickel/níquel mate
Blades matt nickel+mahogany/níquel mate+caoba

FAN MEDIUM / MEDIANO

Body Steel/Acero
Blades MDF
W 14-30-58
RPM 95-150-200
Airflow 116,2 m3 min/4103 CFM
Voltage (V/Hz) 220-240/50
Optional downrod p. 156

2 E14 MAX 8W LED [17461]
Diff Opal Glass/Cristal Opal



A	AI
280/11"	180/7.1"
B	C
150/5.9"	210/8.24"
D	E
65/2.51"	Ø130/5.1"
F	G
Ø1220/48"	495/19.5"



YAKARTA

Ø121 CM	Ø47 INCH	13-17 M2 140-190 SQ.FT	SUMMER WINTER	INCLINING ROOF	DIRECT CEILING MOUNTING	CONTROLLED BY CHAINS
-------------------	--------------------	---------------------------	------------------	-------------------	----------------------------	-------------------------




33711
Body antique brass/oro envejecido
Blades dark oak+bleached oak/roble oscuro+roble emblanquecido



33712
Body white/blanco
Blades white+maple/blanco+arce



33713
Body brown/marrón
Blades mahogany+ dark walnut/caoba+nogal oscuro



with light/con luz

3 E27 MAX 15W LED [17463]

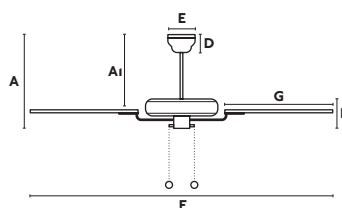
33711-11
Body antique brass/oro envejecido
Blades dark oak+bleached oak/roble oscuro+roble emblanquecido

33712-12
Body white/blanco
Blades white+maple/blanco+arce

33713-13
Body brown/marrón
Blades mahogany+ dark walnut/caoba+nogal oscuro

*Light Kits also sold separately p.158/Los kits de luz también se venden por separado p.158

Body Steel/Acero
Blades Plywood
W 14-23-51
RPM 115-150-205
Airflow 94,57 m3 min/3340 CFM
Voltage (V/Hz) 220-240/50
Remote control [33929/33937] ☒
Optional downrod p. 156



A	AI
350/13.7"	300/11.8"
B	C
130/5.11"	-
D	E
60/2.35"	Ø130/5.1"
F	G
Ø1210/47.6"	465/18.3"

ECO INDUS

Ø 120
CM

Ø 47
INCH

13-17 M2
140-190 SQ.FT


WALL
CONTROL

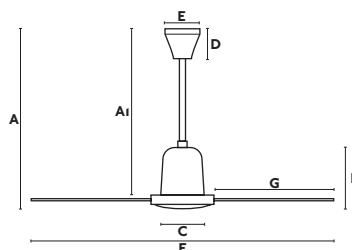
INCLINING
ROOF

EASY
INSTALL



33005
Body white/blanco
Blades white/blanco

Body Steel/Acero
Blades Steel/Acero
W 16-26-68
RPM 150-225-322
Airflow 189,47 m3 min/6691 CFM
Voltage (V/Hz) 220-240/50
Remote control [33929/33937] 



A	AI
320/12.6"	270/10.6"
B	C
160/6.29"	190/7.5"
D	E
60/2.35"	Ø130/5.1"
F	G
Ø1200/47.2"	485/19.1"

How to install the wall control? Visit faro.es / *Visita faro.es para la instalación del regulador de pared*

NEW FRASER

Ø120
CM

Ø47
INCH

13-17 M2
140-190 SQ.FT

DC
MOTOR

SMART
FAN
OPTION

SUMMER
WINTER

WITH
PROGRAMMER

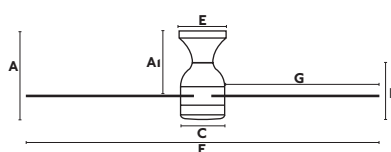


FAN SMALL / PEQUEÑO

33756
33756WP *Smart Fan
Body matt white/blanco mate
Blades matt white/blanco mate

Body Steel/Acero
Blades ABS
With timer/Con temporizador 1-4-8hr
W 5-8-11-16-22-32
RPM 103-126-145-166-182-209
Airflow 211,9 m3 min/7484 CFM
Voltage (V/Hz) 220-240/50-60
Voltage *Smart Fan (V/Hz) 100-240/50-60
Optional downrod p. 156

LED 16W 3000K
850lm CRI>80
Driver ✓
Diff
Opal glass/
Cristal opal



A	AI
320/12.6"	230/9"
B	C
190/7.5"	155/6.1"
D	E
-	150/5.9"
F	G
Ø1200/47.2"	530/20.8"

*Order your Smart Fan with the reference of the fan finished in WP and add the reference 34150 of the gear. The price of the gear is with PRO35 discount.
Solicita tu Smart Fan con la referencia del ventilador acabado en WP y añade la referencia 34150 del receptor. El precio del receptor es con el descuento PRO35.



MINI ICARIA

<p>Ø 107 CM</p>	<p>Ø 42 INCH</p>	<p> < 13 M2 < 140 SQ.FT </p>	<p> SUMMER WINTER </p>	<p> REMOTE CONTROL </p>	<p> INCLINING ROOF </p>
---------------------	----------------------	---	---	--	--



33695
Body antique brass/oro envejecido
Blades brown+oak/marrón+roble



33696
Body matt nickel/níquel mate
Blades transparent/transparentes



33697
Body rust brown/marrón rústico
Blades mahogany+oak/caoba+roble



33698
Body white/blanco
Blades white+maple/blanco+arce

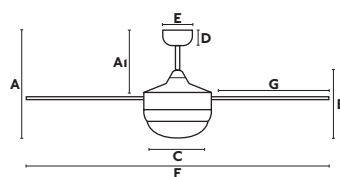


33699
Body matt nickel/níquel mate
Blades grey+maple/gris+arce



Body Steel/Acero
Blades MDF
W 16-24-35
RPM 135-175-210
Airflow 101,09 m3 min/3568 CFM
Voltage (V/Hz) 220-240/50
Optional downrod p. 156

2 E14 MAX 8W LED [17461]
Diff Opal Glass/Cristal Opal



A	AI
405/15.9"	270/10.6"
B	C
280/11"	160/6.3"
D	E
60/2.35"	Ø130/5.1"
F	G
Ø1070/42"	425/16.7"

FEROE

Ø107
CM

Ø42
INCH

< 13 M2
< 140 SQ.FT

REMOTE
CONTROL

INCLINING
ROOF

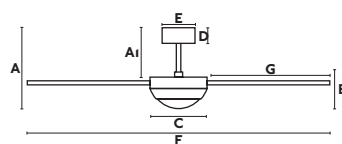


33600
Body white/blanco
Blades white+maple/blanco+arce



Body Steel/Acero
Blades MDF
W10-21-41
RPM 80-145-180
Airflow 64,16 m3 min/2265,7 CFM
Voltage (V/Hz) 220-240/50
Optional downrod p. 156

2 E14 MAX 8W LED
⊗ [17461]
Diff Opal glass/
Cristal opal



A	AI
320/12.6"	210/8.2"
B	C
160/6.3"	200/7.9"
D	E
60/2.3"	Ø130/5.1"
F	G
Ø1070/42.1"	420/16.5"

MINI MALLORCA

∅107
CM

∅42
INCH

< 13 M2
< 140 SQ.FT

REMOTE CONTROL

INCLINING ROOF



33603
Body shiny white/blanco brillo
Blades white+maple/blanco+arce



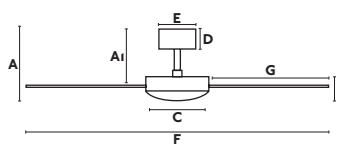
33604
Body matt nickel/níquel mate
Blades grey+black/gris+negro



33605
Body dark brown/marrón oscuro
Blades dark brown+reddish cherry/
marrón oscuro+cerezo rojizo

FAN SMALL / PEQUEÑO

Body Steel/Acero
Blades MDF
W 10-21-41
RPM 80-145-180
Airflow
64,16 m3 min/2265 CFM
Voltage (V/Hz) 220-240/50
Optional downrod p. 156



A	Ai
235/9.3"	200/7.9"
B	C
90/3.5"	∅220/8.6"
D	E
60/2.3"	∅130/5.11"
F	G
∅107/4.21"	420/16.5"



MINI LANTAU

107 CM	42 INCH	< 13 M2 < 140 SQ.FT	SUMMER WINTER	REMOTE CONTROL	INCLINING ROOF
------------------	-------------------	------------------------	------------------	-------------------	-------------------



33508
Body matt nickel/níquel mate
Blades walnut/nogal

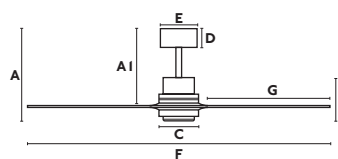


33509
Body matt nickel/níquel mate
Blades pine/pino



33517
Body black/negro
Blades walnut/nogal

Body Steel/Acero
Blades Wood/Madera
W13-26-55
RPM 105-150-210
Airflow 143,2 m3 min/5055 CFM
Voltage (V/Hz) 220-240/50
Optional downrod p. 156



A	A1
340/13.38"	300/11.81"
B	C
110/4.33"	150/5.90"
D	E
65/2.56"	150/5.9"
F	G
1070/42.12"	460/18.11"

LISBOA

Ø107
CM

Ø42
INCH

HOUSE
< 13 M2
< 140 SQ.FT

SUN
SUMMER
WINTER

INCLINING
ROOF

DIRECT CEILING
MOUNTING

CONTROLLED
BY CHAINS



33102

Body dark brown/marrón oscuro

Blades mahogany+dark walnut/caoba+nogal oscuro



Body Steel/Acero

Blades MDF

W 27-35-47

RPM 130-185-235

Airflow 99,96 m3 min/3530 CFM

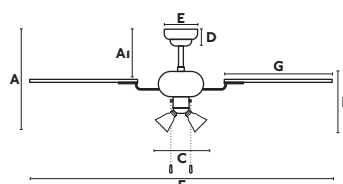
Voltage (V/Hz) 220-240/50

Optional downrod p. 156

Remote control [33929/33937] ⊗

3 E27 MAX 15W LED ⊗

[17462]

Diff Translucent Glass/
Cristal Translúcido

A	AI
460/18.1"	240/9.4"
B	C
220/8.63"	300/11.8"
D	E
60/2.35"	Ø130/5.1"
F	G
Ø1070/42.1"	420/16.5"

KOMODO

<p>Ø 106 CM</p>	<p>Ø 42 INCH</p>	<p>HOUSE < 13 M2 < 140 SQ.FT</p>	<p>SUN SUMMER WINTER</p>	<p>INCLINING ROOF</p>	<p>CONTROLLED BY CHAINS</p>
---------------------	----------------------	--	----------------------------------	---------------------------	---------------------------------



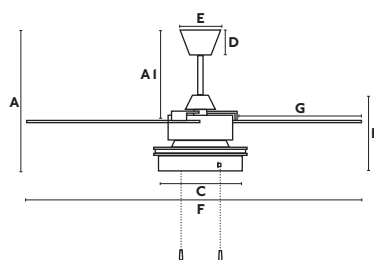
FAN SMALL / PEQUEÑO

33723
Body matt black/negro mate
Blades black+walnut/negro+nogal



Body Steel/Acero
Blades Plywood
W 15-24-46
RPM 146-182-256
Airflow 88,89m3 min/3138,52 CFM
Voltage (V/Hz) 220-240/50
Optional downrod p. 156
Remote control [33929/33937] ⊗

2 E14 MAX 8W LED ⊗ [17461]
Diff Steel+glass/Acero+cristal



A	AI
370/14.56"	220/8.66"
B	C
200/7.87"	225/8.85"
D	E
60/2.36"	130/5.12"
F	G
1070/42.04"	450/17.71"

FACTORY

Ø 106
CM

Ø 42
INCH

HOUSE
< 13 M2
< 140 SQ.FT

SUN
WINTER
SUMMER
WINTER

INCLINING
ROOF

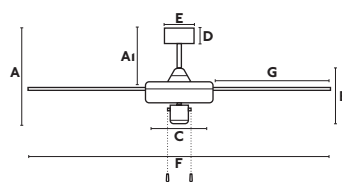
CONTROLLED
BY CHAINS



33611
Body aluminium/aluminio
Blades grey+black/gris+negro



Body Steel/Acero
Blades MDF
W 20-29-42
RPM 80-140-190
Airflow 109 m3 min/3849,6 CFM
Voltage (V/Hz) 220-240/50
Optional downrod p. 156
Remote control [33929/33937] ⊗



A	AI
300/11.8"	157/6.88"
B	C
160/6.29"	170/6.69"
D	E
60/2.35"	Ø130/5.1"
F	G
Ø1060/41.7"	420/16.5"

EASY

Ø105 CM	Ø41 INCH	< 13 M2 < 140 SQ.FT	SUMMER WINTER	WITH PROGRAMMER	INCLINING ROOF	EASY INSTALL
-------------------	--------------------	------------------------	------------------	--------------------	-------------------	-----------------



33415
Body white/blanco
Blades white/blanco

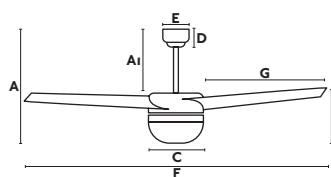


33416
Body grey/gris
Blades grey/gris

FAN SMALL / PEQUEÑO

Body Steel/Acero
Blades ABS
With timer/Con temporizador 1-3-6-9hr
W11-23-68
RPM 105-185-285
Airflow 159,76 m3 min/5642 CFM
Voltage (V/Hz) 220-240/50

2 E27 MAX 15W
LED [17463]
Diff Opal glass/
Cristal opal



A	AI
460/8.1"	320/12.6"
B	C
100/3.93"	210/8.24"
D	E
75/2.91"	Ø140/5.5"
F	G
Ø1050/41.3"	420/16.6"

OBOE

Ø 105
CM

Ø 41
INCH

< 13 M2
< 140 SQ.FT

SUMMER
WINTER

REMOTE
CONTROL

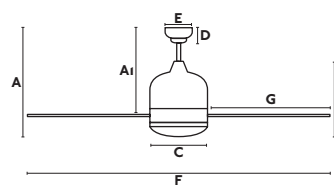
INCLINING
ROOF



33610
Body shiny white/blanco brillo
Blades white+maple/blanco+arce



Body Steel/Acero
Blades MDF
W 8-22-38
RPM 85-140-180
Airflow 64,16 m3 min/3849,6 CFM
Voltage (V/Hz) 220-240/50



A	AI
360/14.17"	270/10.6"
B	C
220/8.63"	160/6.3"
D	E
60/2.35"	Ø130/5.1"
F	G
Ø1050/41.34"	420/16.5"

CEBU

Ø 102 CM	Ø 40 INCH	< 13 M2 < 140 SQ.FT	SUMMER WINTER	REMOTE CONTROL	INCLINING ROOF
--------------------	---------------------	--	--------------------------------	---------------------------------	---------------------------------



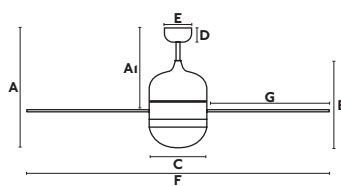
FAN SMALL / PEQUEÑO

33606
Body shiny white/blanco brillo
Blades white+maple/blanco+arce



Body Steel/Acero
Blades MDF
W 8-22-38
RPM 84-140-180
Airflow 109 m3 min/3849,6 CFM
Voltage (V/Hz) 220-240/50
Optional downrod p. 156

2 E14 MAX 8W LED
⊗ [17461]
Diff Opal glass/
 Cristal opal



A	AI
410/16.1"	270/10.6"
B	C
300/11.8"	180/7.05"
D	E
60/2.35"	Ø140/5.51"
F	G
Ø1020/40.2"	420/16.5"

MINI UFO

Ø101
CM

Ø40
INCH

HOUSE
< 13 M2
< 140 SQ.FT

SUN
SUMMER
SNOW
WINTER

REMOTE
CONTROL



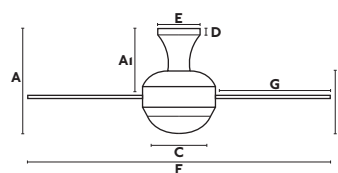
33454
Body white/blanco
Blades white+maple/blanco+arce



33455
Body matt nickel/niquel mate
Blades grey+maple/gris+arce

Body Steel/Acero
Blades MDF
W 8-18-42
RPM 90-150-200
Airflow 106,92 m3 min/3776 CFM
Voltage (V/Hz) 220-240/50

2 E27 MAX 15W
LED [17463]
Diff Opal glass/
Cristal opal



A	AI
370/14.6"	245/9.6"
B	C
260/10.2"	260/10.2"
D	E
120/4.71"	Ø150/5.9"
F	G
Ø1015/40"	384/15.1"

MINI INDUS

Ø92
CM

Ø36
INCH


< 13 M2
< 140 SQ.FT


WALL
CONTROL

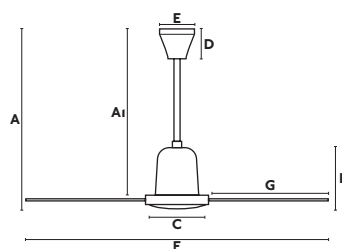

EASY
INSTALL



FAN SMALL / PEQUEÑO

33011
Body white/blanco
Blades white/blanco

Body Steel/Acero
Blades Steel/Acero
W 10-13-17-22-43
RPM 183-225-272-299-330
Airflow 74,56 m3 min/2633 CFM
Voltage (V/Hz) 220-240/50



A	AI
483/19"	440/17.3"
B	C
160/6.29"	Ø120/4.71"
D	E
120/4.71"	Ø145/5.7"
F	G
Ø920/36.2"	320/12.6"

How to install the wall control? Visit faro.es / *Visita faro.es para la instalación del regulador de pared*

CHICAGO

∅91
CM

∅36
INCH

 < 13 M2
< 140 SQ.FT

 REMOTE
CONTROL

 INCLINING
ROOF

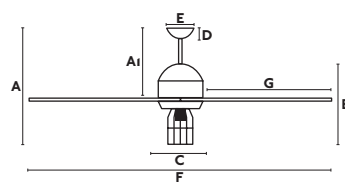


33703

Body black/negro
Blades walnut/nogal

Body Steel/Acero
Blades MDF
W 15-26-49
RPM 136-192-225
Airflow 96,71 m3 min/3414 CFM
Voltage (V/Hz) 220-240/50
Optional downrod p. 156

E27 MAX 15W LED  [17463]



A	AI
475/18.7"	295/11.6"
B	C
295/11.41"	140/5.51"
D	E
50/1.96"	∅150/5.9
F	G
∅915/36"	380/14.96"

MEDITERRÁNEO

<p>ø81 CM</p>	<p>ø32 INCH</p>	<p> < 13 M2 < 140 SQ.FT</p>	<p> SUMMER WINTER</p>	<p> CONTROLLED BY CHAINS</p>
-------------------	---------------------	---------------------------------------	----------------------------	----------------------------------



33704
Body white/blanco
Blades white+maple/blanco+arce



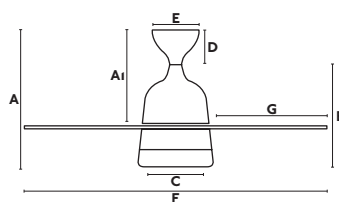
33706
Body matt nickel/níquel mate
Blades maple+ mahogany/
arce+caoba



FAN SMALL / PEQUEÑO

Body Steel/Acero
Blades MDF
W 14-23-47
RPM 198-232-280
Airflow 85,38 m3 min/3014 CFM
Voltage (V/Hz) 220-240/50
Remote control [33929/33937] ⊗

E14 MAX 8W LED ⊗ [17461]
Diff Opal glass/Cristal opal



A	AI
385/15.2"	290/11.4"
B	C
260/10.2"	190/7.48"
D	E
110/4.3"	ø130/5.11"
F	G
ø815/32.1"	310/12.2"



81 CM	31 INCH	 < 13 M2 < 140 SQ.FT	DC MOTOR	SMART FAN OPTION	 SUMMER WINTER	 REMOTE CONTROL	 INCLINING ROOF
-----------------	-------------------	--	--------------------	----------------------------	---	--	--



33426
33426WP *Smart Fan
Body chrome/cromo
Blades transparent/transparente



33425
33425WP *Smart Fan
Body black/negro
Blades walnut/nogal



33428
33428WP *Smart Fan
Body antique brass/oro envejecido
Blades walnut/nogal



33423
33423WP *Smart Fan
Body copper/cobre
Blades walnut/nogal



33424
33424WP *Smart Fan
Body matt black/negro mate
Blades matt black/negro mate



33429
33429WP *Smart Fan
Body antique brass/oro envejecido
Blades matt black/negro mate



33427
33427WP *Smart Fan
Body copper/cobre
Blades matt black/negro mate



with light/con luz

SMD LED 17W 3000K 600lm CRI>80 Driver  Diff Opal Glass/Cristal Opal

33426-9
33426WP-9 *Smart Fan
Body chrome/cromo
Blades transparent/transparente

33425-10
33425WP-10 *Smart Fan
Body black/negro
Blades walnut/nogal

33428-10
33428WP-10 *Smart Fan
Body antique brass/oro envejecido
Blades walnut/nogal


33423-10
33423WP-10 *Smart Fan
Body copper/cobre
Blades walnut/nogal

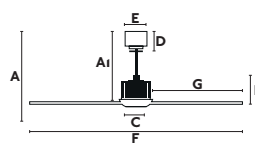
33424-10
33424WP-10 *Smart Fan
Body matt black/negro mate
Blades matt black/negro mate

33429-10
33429WP-10 *Smart Fan
Body antique brass/oro envejecido
Blades matt black/negro mate

33427-10
33427WP-10 *Smart Fan
Body copper/cobre
Blades matt black/negro mate

*Light Kits also sold separately p.158/Los kits de luz también se venden por separado p.158

Body Steel/Acero
Blades Polycarbonate/ Policarbonato
W 2.8-3.2-4-5-6-7-9
RPM 51-86-122-158-195-235
Airflow 121,69 m3 min/4296 CFM
Voltage (V/Hz) 220-240/50-60
Voltage *Smart Fan (V/Hz) 100-240/50-60
Downrods (2) 
100mm/3.9" | 200mm/7.8"



A	AI
390/15.3"	630/24.8"
B	C
180/7.05"	Ø160/6.3"
D	E
55/2.1"	Ø130/5.1"
F	G
Ø810/31.8"	358/14.1"

*Order your Smart Fan with the reference of the fan finished in WP and add the reference 34150 of the gear. The price of the gear is with PRO35 discount. Solicita tu Smart Fan con la referencia del ventilador acabado en WP y añade la referencia 34150 del receptor. El precio del receptor es con el descuento PRO35.



PALAO

ø81 CM	ø31 INCH	< 13 M2 < 140 SQ.FT	SUMMER WINTER	INCLINING ROOF	DIRECT CEILING MOUNTING	CONTROLLED BY CHAINS
------------------	--------------------	------------------------	------------------	-------------------	-------------------------------	-------------------------



33179
Body white/blanco
Blades multicolour/multicolor



33180
Body white/blanco
Blades white/blanco



33183
Body matt nickel/níquel mate
Blades maple/arce



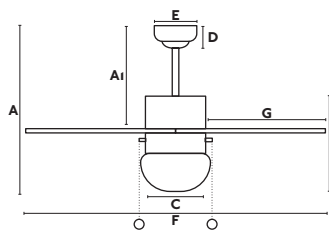
33185
Body dark brown/marrón oscuro
Blades mahogany/caoba



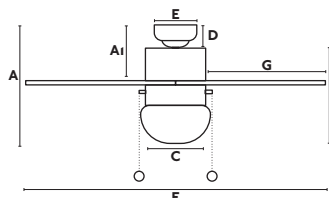
33186
Body grey/gris
Blades grey/gris

Body Steel/Acero
Blades MDF
W 24-28-37
RPM 127-192-241
Airflow 92,37 m3 min/3262 CFM
Voltage (V/Hz) 220-240/50
Optional downrod p. 156
Remote control [33929/33937] ⊗

E14 MAX 8W LED ⊗ [17461]
Diff Opal glass/Cristal opal



A	AI
390/15.3"	260/10.2"
B	C
190/7.5"	170/6.9"
D	E
60/2.35"	ø130/5.1"
F	G
ø810/31.8"	350/13.7"



A	AI
250/9.8"	160/6.3"
B	C
190/7.5"	170/6.9"
D	E
60/2.35"	ø130/5.1"
F	G
ø810/31.8"	350/13.7"

VEDRA

∅46
CM

∅18
INCH


< 13 M2
< 140 SQ.FT


WALL
CONTROL


INCLINING
ROOF



33450

Body antique brass/oro envejecido

Blades walnut/nogal

Body Aluminium/Aluminio

Blades MDF

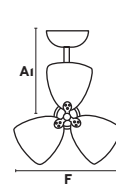
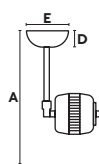

Adjustable/Regulable 90°

W 19-22-34-37

RPM 327-369-495-515

Airflow 58,11 m3 min/2052 CFM

Voltage (V/Hz) 220-240/50

Remote control [33929/33937] 

A	A1
540/21.2"	450/17.7"
B	C
-	-
D	E
60/2.35"	∅145/5.7"
F	G
∅460/18.1"	200/7.9"

How to install the wall control? Visit faro.es / *Visita faro.es para la instalación del regulador de pared*

KEIKI

<p>ø43 CM</p>	<p>ø17 INCH</p>	<p>House icon < 13 M2 < 140 SQ.FT</p>	<p>Sun/Snow icon SUMMER WINTER</p>	<p>Wall icon WALL CONTROL</p>	<p>Roof icon INCLINING ROOF</p>
-------------------	---------------------	---	--	---------------------------------------	---



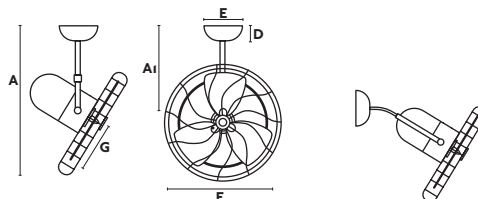
33715
Body brown/marrón
Blades brown/marrón



33720
Body white/blanco
Blades white/blanco













FAN SMALL / PEQUEÑO

Body Steel/Acero
Blades Plywood
Ceiling & Wall/Apto para techo y pared
Adjustable/Regulable 45°/20°
W 10-19-28
RPM 380-640-890
Airflow 38,61 m3 min/ 1363 CFM
Voltage (V/Hz) 220-240/50








A	A1
505/19.9"	440/17.3"
B	C
-	-
D	E
55/2.1"	ø150/5.11"
F	G
ø430/16.9"	150/5.90"

How to install the wall control? Visit faro.es / *Visita faro.es para la instalación del regulador de pared*

OPTIONAL DOWNROD	COLOR	MATERIAL	SIZE
33904	 white/blanco	Steel/Acero	300mm/11,8in
33959	 grey/gris	Steel/Acero	300mm/11,8in
33960	 old gold/oro envejecido	Steel/Acero	300mm/11,8in
33962	 brown/marrón	Steel/Acero	300mm/11,8in
33965	 satin nickel/níquel satinado	Steel/Acero	300mm/11,8in
33944	 white/blanco	Steel/Acero	400mm/15,7in
33948	 matt nickel/níquel mate	Steel/Acero	400mm/15,7in
33954	 white/blanco	Steel/Acero	500mm/19,7in
33957	 old gold/oro envejecido	Steel/Acero	500mm/19,7in
33958	 chrome/cromo	Steel/Acero	500mm/19,7in
33964	 brown/marrón	Steel/Acero	500mm/19,7in
33971	 satin nickel/níquel satinado	Steel/Acero	500mm/19,7in

OPTIONAL DOWNRODS ONLY FOR/ TIJAS OPCIONALES PARA MODELOS VULCANO, TONIC, CENTURY

3R432	 matt nickel/níquel mate	Steel/Acero	1780mm/70,1in
3R433	 white/blanco	Steel/Acero	2000mm/78,7in
3R434	 brown/marrón	Steel/Acero	2000mm/78,7in

REMOTE CONTROLS	BATTERY	FREQUENCY	MATERIAL	INFO
33929	1x9V 	50/60Hz	PVC	- 
33937	4xAAA 	50/60Hz	Body PVC	 


AC WALL CONTROL 3 SPEEDS

33928			ABS	- 
-------	--	--	-----	---

*The wall control is not compatible with the remote control at same time / El regulador de pared no se puede usar al mismo tiempo que el mando a distancia

DC WALL CONTROL 6 SPEEDS *Compatible with/con: GOTLAND/RODAS/HYDRA/SAMOS/POROS

33974				- 
-------	--	--	--	---

CHAIN				SIZE
33907	-	-	-	300mm/11,8in 



Optional accessories
Accesorios opcionales

Fan light kits / kits de luz ventilación

ALOHA



33714 dark brown/marrón oscuro

CIES



33513 white/blanco

GRID



33341K white/blanco

JUSTFAN/ETERFAN/DECOFAN/TUBE



33390 chrome/cromo

33391 black/negro

MOLOKAI



33476 matt nickel/níquel mate

NIAS



33472K matt nickel/níquel mate

PEMBA



33471K white/blanco

33491K grey/gris

33492K brown/marrón

TYPHOON



33483 white/blanco

33489K grey/gris

33490K brown/marrón

WINCHE



33484 black/negro **Indoor/Outdoor IP44**

33486 grey/gris

YAKARTA



33714 dark brown/marrón oscuro

33716 white/blanco

33717 antique brass/oro envejecido

EN	ES	FR	ITA	PT	GER
The first digit (IP x...) indicates the protection from solid objects. 0 Non protected. 1 Protected against solid objects bigger than 50 mm. 2 Protected against solid objects bigger than 12 mm. 3 Protected against solid objects bigger than 2.5 mm. 4 Protected against solid objects bigger than 1 mm. 5 Dust protected. 6 Dust tight.	La primera cifra (IP x...) indica la protección del aparato contra la penetración de cuerpos sólidos. 0 No protegido 1 Protegido contra la penetración de cuerpos sólidos con $\varnothing \geq 50$ mm 2 Protegido contra la penetración de cuerpos sólidos con $\varnothing \geq 12$ mm 3 Protegido contra la penetración de cuerpos sólidos con $\varnothing \geq 2,5$ mm 4 Protegido contra la penetración de cuerpos sólidos con $\varnothing \geq 1$ mm 5 Protegido contra el polvo 6 Totalmente protegido contra el polvo	Le premier chiffre (IP x...) indique le degré de protection des parties contre les corps solides. 0 Pas de protection. 1 Protection contre corps de diamètre supérieur à 50 mm. 2 Protection contre corps de diamètre supérieur à 12 mm. 3 Protection contre corps de diamètre supérieur à 2,5 mm. 4 Protection contre corps de diamètre supérieur à 1 mm. 5 Protection contre dépôts de poussière. 6 Protection contre toute infiltration de poussière.	La prima cifra (IP x...) indica la protezione del sistema contro l'ingresso di corpi solidi. 0 Non protetto 1 Protetto contro l'ingresso di corpi solidi con $\varnothing \geq 50$ mm. 2 Protetto contro l'ingresso di corpi solidi con $\varnothing \geq 12$ mm. 3 Protetto contro l'ingresso di corpi solidi con $\varnothing \geq 2,5$ mm. 4 Protetto contro l'ingresso di corpi solidi con $\varnothing \geq 1$ mm. 5 Protetto contro la polvere. 6 Totalmente protetto contro la polvere.	O primeiro dígito (IP x...) indica o grau de protecção contra corpos sólidos. 0 Sem protecção. 1 Protegido contra a penetração de corpos sólidos com $0 > 50$ mm. 2 Protegido contra a penetração de corpos sólidos com $0 > 12$ mm. 3 Protegido contra a penetração de corpos sólidos com $0 > 2,5$ mm. 4 Protegido contra a penetração de corpos sólidos com $0 > 1$ mm. 5 Protegido contra o pó. 6 Totalmente protegido contra o pó.	Die erste Ziffer (IP x...) gibt den Schutz des Apparats gegen das Eindringen von festen Körpern an. 0 Nicht geschützt. 1 Geschützt gegen das Eindringen von festen Körpern mit $\varnothing \geq 50$ mm. 2 Geschützt gegen das Eindringen von festen Körpern mit $\varnothing \geq 12$ mm. 3 Geschützt gegen das Eindringen von festen Körpern mit $\varnothing \geq 2,5$ mm. 4 Geschützt gegen das Eindringen von festen Körpern mit $\varnothing \geq 1$ mm. 5 Geschützt gegen Staub. 6 Vollkommen gegen Staub geschützt.
The second digit (IP ..y) indicates protection from moisture. 0 Non protected. 1 Protected against dripping water. 2 Protected against dripping water when tilted up to 15°. 3 Protected against spraying water. 4 Protected against splashing water. 5 Protected against water jets. 6 Protected against heavy seas. 7 Protected against the effects of immersion. 8 Protected against submersion.	La segunda cifra (IP ..y) indica la protección del aparato contra la lluvia. 0 No protegido 1 Protegido contra la caída vertical de gotas de agua 2 Protegido contra la lluvia con un ángulo máx de 15° sobre la vertical 3 Protegido contra la lluvia con un ángulo máx de 60° sobre la vertical 4 Protegido contra salpicaduras y protección del agua 5 Protegido contra chorros de agua 6 Protegido contra potentes chorros de agua 7 Protegido contra inundaciones temporales. 8 Protegido contra inmersiones prolongadas	Le deuxième chiffre (IP ..y) indique le degré de protection contre l'eau. 0 Pas de protection. 1 Protection contre chute verticale de gouttes d'eau. 2 Protection contre chute de gouttes d'eau jusqu'à 15° de la verticale. 3 Protection contre pluie de 0° à 60° de la verticale et ruissellement. 4 Protection contre projections d'eau de toutes les directions. 5 Protection contre jets d'eau de toutes les directions. 6 Protection contre jets d'eau de forte pression et paquets de mer. 7 Protection contre immersion à moins d'un metre de profondeur. 8 Protection contre immersion permanente à plus d'un metre de profondeur.	La seconda cifra (IP ..y) indica la protezione del sistema contro la pioggia. 0 Non protetto 1 Protetto contro la caduta verticale di gocce d'acqua. 2 Protetto contro la pioggia con angolo max. di 15° sulla verticale. 3 Protetto contro la pioggia con angolo max. di 60° sulla verticale. 4 Protetto contro gli spruzzi e l'ingresso di acqua. 5 Protetto contro i getti d'acqua. 6 Protetto contro i getti potenti d'acqua. 7 Protetto contro inondazioni temporanee. 8 Protetto contro le immersioni prolungate.	O segundo dígito (IP ..y) indica o grau de protecção contra po e chuva. 0 Sem protecção. 1 Protegido contra a queda vertical de gotas de água. 2 Protegido contra água em forma de chuva com um ângulo max. de 15°. 3 Protegido contra água em forma de chuva com um ângulo max. de 60°. 4 Protegido contra projecções de água. 5 Protegido contra jactos de água em todas as direcções. 6 Protegido contra potentes jactos de água. 7 Protegido contra a imersão temporária. 8 Protegido contra a imersão prolongada.	Die zweite Ziffer (IP ..y) gibt den Schutz des Apparats gegen Regen an. 0 Nicht geschützt. 1 Geschützt gegen vertikal fallende Wassertropfen. 2 Geschützt gegen Regenfall mit einem Winkel von max. 15° über die alemanSenkrechte. 3 Geschützt gegen Regenfall mit einem Winkel von max. 60° über die Senkrechte. 4 Geschützt gegen Spritzer und Schutz gegen Wasser. 5 Geschützt gegen Wasserschauer. 6 Geschützt gegen starke Wasserschauer. 7 Geschützt gegen zeitweilige Überschwemmungen. 8 Geschützt bei länger anhaltendem Eintauchen.
NL	GRK	RUS	CZ	BL	PL
Het eerste cijfer (IP x...) geeft de beschermingsgraad weer van het apparaat tegen het binnendringen van vaste elementen. 0 Biedt geen bescherming 1 Biedt bescherming tegen het binnendringen van vaste elementen met $\varnothing \geq 50$ mm. 2 Biedt bescherming tegen het binnendringen van vaste elementen met $\varnothing \geq 12$ mm. 3 Biedt bescherming tegen het binnendringen van vaste elementen met $\varnothing \geq 2,5$ mm. 4 Biedt bescherming tegen het binnendringen van vaste elementen met $\varnothing \geq 1$ mm. 5 Biedt bescherming tegen stof. 6 Biedt volledige bescherming tegen stof.	Το πρώτο νούμερο (IP x...) υποδεικνύει την προστασία της συσκευής κατά της διείσδυσης στερεών αντικειμένων. 0 Χωρίς προστασία 1 Με προστασία κατά της διείσδυσης στερεών αντικειμένων διαμέτρου $\varnothing \geq 50$ mm 2 Με προστασία κατά της διείσδυσης στερεών αντικειμένων διαμέτρου $\varnothing \geq 12$ mm 3 Με προστασία κατά της διείσδυσης στερεών αντικειμένων διαμέτρου $\varnothing \geq 2,5$ mm 4 Με προστασία κατά της διείσδυσης στερεών αντικειμένων διαμέτρου $\varnothing \geq 1$ mm 5 Με προστασία κατά της σκόνης 6 Με πλήρη προστασία κατά της σκόνης	Первая цифра (IP x...) указывает на защиту прибора от проникновения твердых тел. 0 Не защищен 1 Защищен от проникновения твердых тел $\varnothing \geq 50$ мм 2 Защищен от проникновения твердых тел $\varnothing \geq 12$ мм 3 Защищен от проникновения твердых тел $\varnothing \geq 2,5$ мм 4 Защищен от проникновения твердых тел $\varnothing \geq 1$ мм 5 Защищен от пыли 6 Полностью защищен от пыли	První číslice (IP x...) označuje stupeň ochrany přístroje proti průniku pevných částic. 0 Nechráněno 1 Chráněno proti průniku pevných částic s $\varnothing \geq 50$ mm 2 Chráněno proti průniku pevných částic s $\varnothing \geq 12$ mm 3 Chráněno proti průniku pevných částic s $\varnothing \geq 2,5$ mm 4 Chráněno proti průniku pevných částic s $\varnothing \geq 1$ mm 5 Chráněno proti prachu 6 Kompletně chráněno proti prachu	Първата цифра (IP x...) означава защита на уреда от попадане на твърди тела. 0 Без защита 1 Защита от попадане на твърди тела с $\varnothing \geq 50$ mm 2 Защита от попадане на твърди тела с $\varnothing \geq 12$ mm 3 Защита от попадане на твърди тела с $\varnothing \geq 2,5$ mm 4 Защита от попадане на твърди тела с $\varnothing \geq 1$ mm 5 ащита от прах 6 Изцяло защитен от прах	Pierwsza cyfra (IP x...) oznacza zabezpieczenie urządzenia przed wnikiem ciał stałych. 0 Niezabezpieczono 1 Zabezpieczono przed wnikiem ciał stałych za pomocą $\varnothing \geq 50$ mm 2 Zabezpieczono przed wnikiem ciał stałych za pomocą $\varnothing \geq 12$ mm 3 Zabezpieczono przed wnikiem ciał stałych za pomocą $\varnothing \geq 2,5$ mm 4 Zabezpieczono przed wnikiem ciał stałych za pomocą $\varnothing \geq 1$ mm 5 Zabezpieczono przed pyłem 6 Całkowicie zabezpieczono przed pyłem
Het tweede cijfer (IP ..y) geeft de beschermingsgraad van het apparaat tegen de regen weer. 0 Biedt geen bescherming 1 Biedt bescherming tegen het verticaal neerkomen van waterdruppels. 2 Biedt bescherming tegen regen met een max. hoek van 15° over verticaal. 3 Biedt bescherming tegen regen met een max. hoek van 60° over verticaal. 4 Biedt bescherming tegen spetters en tegen water. 5 Biedt bescherming tegen waterstralen. 6 Biedt bescherming tegen krachtige waterstralen. 7 Biedt bescherming tegen tijdelijke overstromingen. 8 Biedt bescherming tegen langdurige onderdompeling.	Το δεύτερο νούμερο (IP ..y) υποδεικνύει την προστασία της συσκευής κατά της βροχής. 0 Χωρίς προστασία 1 Με προστασία κατά της κάθετης πτώσης σταγόνων νερού 2 Με προστασία κατά της βροχής με μέγιστη γωνία 15° επί κάθετου 4 Με προστασία κατά των πτισιλιμάτων και προστασία νερού 5 Με προστασία κατά της ροής νερού 6 Με προστασία κατά της έντονης ροής νερού 7 Με προστασία κατά των παροδικών πλημμυρών 8 Με προστασία κατά της μακρόχρονης βύθισης	Вторая цифра (IP ..y) указывает на защиту прибора от воды. 0 Не защищен 1 Защищен от попадания вертикальных капель воды 2 Защищен от дождевых струй под углом до 15° по вертикали 4 Защищен от брызг и попадания воды 5 Защищен от потоков воды 6 Защищен от сильных потоков воды 7 Защищен от проникновения воды при временном затоплении 8 Защищен от проникновения воды при длительном погружении.	Druhá číslice (IP ..y) označuje ochranu proti vnikání vlhkosti. 0 Bez ochrany. 1 Ochrana před vislel kapající vodou. 2 Ochrana před vodou kapající se sklonem do 15°. 3 Ochrana před vodou dopadající se sklonem 60° (dešti). 4 Ochrana před stříkající vodou. 5 Ochrana před tryskající vodou (tlakovou vodou). 6 Ochrana před intenzivně tryskající vodou. 7 Ochrana při dočasném ponoření. 8 Ochrana při trvalém ponoření.	Втората цифра (IP ..y) указва нивото на защита от влага. 0 не е защитен 1 защитен от капеща вода 2 защитен от капеща вода под наклон до 15° 3 защитен от пръскаща вода 4 защитен от пръскаща вода 5 защитен от водна струя 6 защитен срещу обилни валежи 7 защитен от ефекта на потапяне 8 защитен при потапяне във вода	Druga z cyfr kodu (IP ..y) oznacza stopień ochrony przed wilgocią. 0 brak ochrony 1 chronione przed kroplami wody (kapiący pionowo) 2 ochrona przed kroplami wody padającymi pod kątem 15° z każdej strony 3 ochrona przed natryskującą wodą 4 ochrona przed rozbrzgującą się wodą 5 ochrona przed strumieniami wody 6 ochrona przed dużymi strumieniami wody 7 ochrona przed zanurzeniem krótkotrwałym w wodzie 8 ochrona przed całkowitym zalaniem wodą (zanurzenie niem ciągłym)

Materials / *Materiales*

EN	ES	FR	ITA	PT	GER
ABS	ABS	ABS	ABS	ABS	ABS
Acrylic	Acrílico	Acrylique	Acrílico	Acrílico	Acryl
Aluminium	Aluminio	Aluminium	Alluminio	Alumínio	Aluminium
Beige Ribbon Shade	Tela encintada	Tissu adhésif	Tessuto registrato	Tecido gravado	Geklebte Gewebe
Bubble Glass	Cristal Burbuja	Verre bullé	Vetro bolla	Vidro bolha	Blasenglas
Brass	Latón	Laiton	Ottone	Latão	Messing
Die Cast Aluminium	Aluminio Inyectado	Fonte d'aluminium	Ghisa alluminio	Alumínio fundido	Aluminiumguss
Fiber Glass	Fibra de Vidrio	Fibre De Verre	Fibra Di Vetro	Fibra De Vidro	Fiberglas
Glass	Cristal	Verre	Vetro	Virdo	Glas
Leather	Piel	Peau	Pelle	Pele	Haut
Linen	Lino	Lin	Biancheria	Roupa de cama	Leinen
Marble	Mármol	Marbre	Marmo	Mámore	Marble
Opal Acrylic	Acrílico Opal	Acrylique opale	Acrílico opale	Opal acrílico	Opalacryl
Opal Glass	Cristal Opal	Verre opale	Vetro opalino	Vidro opal	Opalglas
Opal PMMA	PMMA Opal	PMMA opale	PMMA opale	PMMA opal	Opal PMMA
Opal Polycarbonate	Policarbonato Opal	Polycarbonate opale	Policar-bonato opale	Policar-bonato opal	Opal polycarbonat
Opal PVC	PVC Opal	PVC opale	PVC opale	PVC opal	Opal PVC
Papyrus	Papiro	Papyrus	Papiro	Papiro	Papyrusses
Parchment	Pergamino	Parchemin	Pergamena	Pergaminho	Pergament
PEMD	PEMD	PEMD	PEMD	PEMD	PEMD
PET Polyethylene Terephthalate	PET Polietileno tereftalato	PET Polyéthylène téréphtalate	PET polietilene tereftalato	PET tereftalato de polietileno	PET Polyethylenterephthalat
Plaster	Yeso	Gypse	Gesso	Gesso	Gips
PMMA	PMMA	PMMA	PMMA	PMMA	PMMA
Polycarbonate	Policarbonato	Polycarbonate	Policarbonato	Policarbonato	Polycarbonat
Polyethylene	Polietileno	Polyéthylène	Polietilene	Polietileno	Polyethylen
Polymer	Polímero	Polymères	Polimero	Polímero	Polymer
Polypropylene	Polipropileno	Polyéthylène	Polietilene	Polietileno	Polyethylen
PVC	PVC	PVC	PVC	PVC	PVC
Rattan	Ratán	Rotin	Malacca	Rattan	Rattan
Resine	Resina	Résine	Resina	Resina	Harz
Rustic Glass	Cristal Rústico	Verre rustique	Vetro rustico	Vidro rústico	Rustikale Glass
Silicone	Silicona	Silicone	Silicone	Silicone	Silicon
Stainless Steel	Acero Inoxidable	Acier inoxydable	Acciaio inossi.	Aço inoxidável	Edelstahl Rostfreier
Steel	Acero	Acier	Acciaio	Aço	Stahl
Teflon	Teflón	Teflon	Teflon	Teflon	Teflon
Textile	Téxtil	Textile	Tessile	Téxtil	Textile
Translucent Glass	Cristal Translúcido	Verre translucide	Vetro traslucido	Vidro translúcido	Translucent Glas
Translucent Polycarbonate	Policarbonato Translúcido	Polycarbonate translucide	Policar-bonato transl.	Policar-bonato transl.	Translucent polycarbonat
Transparent Glass	Cristal Transparente	Verre transparent	Vetro trasparente	Vidro transpa.	Transparentem Glas
Transparent PMMA	PMMA Transparente	PMMA transparent	PMMA trasparente	PMMA transpa.	Transparentem PMMA
Wood	Madera	Bois	Legno	Madeira	Holz
Zinc	Zinc	Zinc	Zinco	Zinco	Zink

NL	GRK	RUS	CZ	BL	PL
ABS	ABS	ABS	ABS	ABS	ABS
Acryl	Ακρυλικό	Акриловый	Akryl	Акрил	Akrylowy
Aluminium	Αλουμίνιο	Алюминий	Hliník	Алюминий	Aluminium
Getapete stof	Μαγνητοσκοπημένο ύφασμα	Ткань	Páskové tkaniny	Лепени тъкани	Taśma tekstylna
Bubble glas	Υαλί φούσκα	Рузырь стекло	Bublina sklo	балон стъкло	Szklane bańki
messing	Ορείχαλκος	латунь	Mosaz	месинг	Mosiądz
Gegoten aluminium	Χυτό αλουμίνιο	Ритого алюминия	Z litého hliníku	Рят алуминий	Odlew aluminiowy
Glasvezel	Πολυεστερικες	Стекловолокно	Laminát	Фибростъкло	Włókno Szklane
Glas	Υαλί	Стекло	Sklo	Стъкло	Szko
Huid	Δέρμα	кожа	Kůže	кожа	Skóra
Linnen	Λευκά είδη	белье	Linen	бельо	Pościeł
Marmeren	Μαρμαρα	Мрамор	Mramorová	Мрамор	Marmur
Opaal acrylaat	Οπαλ ακρυλικό	Опалового акрила	Opalový akrylát	Опал акрил	Opal akryl
Opaal glas	Οπαλ γυαλί	Матовое стекло	Opalové sklo	Млечно стъкло	Szko mleczne
Opaal PMMA	Οπαλ PMMA	PMMA ακριλινες	Opal PMMA	Опал PMMA	Mlecznego PMMA
Opaal polycarbonnat	Οπαλ πολυάνθρακας	Опал поликарбонат	Opal polykarbonát	Опал поликарбонат	Mlecznego Poliwęglan
Opaal PVC	Οπαλ PVC	Опал PVC	Opal PVC	Опал PVC	PVC Poliwęglan
Papyrus	Πάπυρος	Папирус	Papyrus	Раругус	Papyrus
Perkamant	Περγαμινή	Пергамент	Pergamen	Пергамент	Pergamin
PEMD	PEMD	Пемд	PEMD	PEMD	PEMD
PET Polyethyleentereftalaat	Τερεφθαλικό πολυαιθυλένιο PET	ПЭТ Полиэтилентерефталат	PET polyethylentereftalát	PET полиэтилен терефталат	PET Politereftalan etylenu
Gips	Γύψος	Гипс	Sádrovec	Гипс	Gips
PMMA	PMMA	PMMA	PMMA	PMMA	PMMA
Polycarbonaat	Πολυκαρβονικά	Поликарбонат	Polykarbonát	Поликарбонат	Poliwęglan
Polyethyleen	Πολυαιθυλένιο	полиэтилен	Polyethylen	полиэтилен	Polietylen
Polymeer	Πολυμερές	Полимер	Polymer	Полимер	Polimer
Polyethyleen	Πολυαιθυλένιο	Полиэтилен	Polyethylen	Полиэтилен	Polietylen
PVC	PVC	PVC	PVC	PVC	PVC
Rolan	Rattan	ротанг	Ratan	ратан	Rattan
Hars	Ρητινουχο	Смола	Pryskyfice	Смола	Żywica
Rustieke Glass	ρουστίκ Γυαλί	Сельский стекла	Rustikální sklo	Рустик стъкло	Rustic Szklo
Silicone	Σίλικονη	Силикон	Silikonová	Силикон	Silikon
Roestvrij staal	Ανοξειδωτο χάλυβα	нержавеющая сталь	Nerez	неръждаема стомана	Stali nierdzewnej
Staal	χάλυβας	сталь	Ocel	Стомана	Stal
Teflon	Τεφλόν	Тефлон	Teflon	Тефлоново	Teflon
Textiel	Υφάσματα	Текстильный	Textilní	Текстилен	Wókienniczy
Doorschijnend glas	Διαφανές γυαλί	Прозрачные стекла	Translucent stъklo	Průhledné sklo	Przezroczyste szkła
Doorschijnend polycarbo.	Διαφανές πολυάνθρακας	Прозрачные поликарбонат	Translucent polykarbonát	Průhledné polykarbonát	Przezroczyste Poliwęglan
Transparent glas	Διαφανές γυαλί	Прозрачное стекло	Průhledné sklo	Прозрачно стъкло	Przezroczystego szkła
Transparent PMMA	Διαφανές PMMA	Прозрачное PMMA	Průhledné PMMA	Прозрачно PMMA	Przezroczystego PMMA
Hout	Ξύλο	Дерево	Dřevo	Дърво	Drewno
Zink	Ψευδάργυρος	Цинк	Zinek	Цинк	Cynk

General information / Información general

EN	ES	FR	ITA
<p>The technical information detailed in our catalogue can be modified in order to improve the features or design of our products.</p> <p>Faro Barcelona keeps the right to cancel or modify any model without prior notice and without any cause for complaints.</p> <p>The conditions, technical characteristics and prices of the products that appear in this catalogue are the effective ones in the date of impression of the catalogue except for typographical error and are subject to possible changes.</p> <p>The catalogue prices are public prices.</p> <p>RATES DO NOT INCLUDE VAT.</p> <p>Price list not valid for Italy and Switzerland.</p> <p>Returned goods shall only be accepted, after prior notice being given to LOREFAR, on the grounds of being defective and never on the basis of broken glass or missing parts. In such cases, please contact us so that we can send you the required parts as a matter of urgency.</p> <p>Exchanges or returns of goods in good condition will not be accepted. In the event of express acceptance by LOREFAR, a 20% charge shall be incurred, on receipt and checking, for depreciation and classification of the goods.</p>	<p>La información referente a nuestros productos puede ser modificada con el fin de mejorar las características técnicas o de diseño.</p> <p>Faro Barcelona se reserva el derecho de anular o modificar cualquier modelo sin previo aviso y sin que sea motivo de reclamaciones.</p> <p>Las condiciones, características y precios de los productos que aparecen en este catálogo son los vigentes en la fecha de impresión del catálogo salvo error tipográfico y están sujetos a posibles modificaciones.</p> <p>Los precios mostrados son precios de venta al público (PVP).</p> <p>IVA NO INCLUIDO EN TARIFA</p> <p>Tarifa no válida para Italia y Suiza.</p> <p>Previa comunicación a Lorefar sólo se aceptará la mercancía devuelta por defectuosa, nunca por cristales rotos o falta de algún componente. En estos casos rogamos se pongan en contacto con nosotros para enviarles urgentemente las piezas requeridas.</p> <p>No se admitirán cambios ni devoluciones de mercancía en buen estado. En caso de aceptación explícita por parte de Lorefar, a su recepción y comprobación se emitirá un cargo del 20% en concepto de depreciación y clasificación de la mercancía.</p>	<p>L'information qui se réfère à nos produits peut être modifiée afin d'améliorer les caractéristiques technique ou de design.</p> <p>Faro Barcelona se réserve le droit d'annuler ou de modifier n'importe quel modèle sans préavis et sans que cela soit motif de réclamations.</p> <p>Les conditions, caractéristiques et prix des produits qui apparaissent dans ce catalogue sont celles en vigueur à la date d'impression du catalogue sauf erreur typographique et sont susceptible d'être modifiées ultérieurement.</p> <p>Les prix du catalogue sont les prix de vente public .</p> <p>IVA NON COMPRISE DANS LE TARIF.</p> <p>Liste de prix pas valable pour l'Italie et la Suisse.</p> <p>Seule sera acceptée en retour la marchandise défectueuse, et ce après communication à LOREFAR. LOREFAR n'acceptera jamais de retour pour du verre brisé ou pour l'absence d'un composant quelconque. Dans ces derniers cas, nous vous prions de vous mettre en contact avec nous afin que nous vous fassions parvenir dans les plus brefs délais les pièces nécessaires. La marchandise en bon état ne sera ni reprise ni échangée. En cas d'acceptation explicite de sa part, LOREFAR retiendra 20% au titre de la dépréciation et de la classification du produit.</p>	<p>La informazione che si riferisce ai nostri articoli può essere soggetta a modifiche con il fine di migliorare le caratteristiche, tecniche o di design, dei nostri prodotti. Faro Barcelona si riserva il diritto di annullare o modificare qualsiasi modello senza previo avviso e senza che sia motivo di reclami.</p> <p>Le condizioni, caratteristiche e prezzi dei prodotti che compaiono in questo catalogo sono quelli vigenti alla data della stampa del catalogo ad eccezione di errori tipografici e sono soggetti a possibili modificazioni.</p> <p>I prezzi indicati sono prezzi di vendita al pubblico.</p> <p>IVA NON INCLUSA IN LISTINO.</p> <p>Il listino non è valido per l'Italia e la Svizzera.</p> <p>LOREFAR accetta previa comunicazione, solo la merce restituita perché difettosa; in nessun caso accetterà la merce restituita per presenza di verti rotti o per mancanza di qualche componente. In questi casi vi preghiamo di contattarci per potervi mandare al più presto i pezzi richiesti.</p> <p>Non si effettuano cambi né si ammettono restituzioni di merci in buono stato. In caso di accettazione esplicita da parte di LOREFAR, al momento del ricevimento e della verifica della merce si emetterà un addebito del 20% a titolo di deprezzamento e classificazione.</p>
PT	GER	NL	GRK
<p>A informação referente aos nossos produtos pode ser modificada com o fim de melhorar as características técnicas ou de desenho.</p> <p>A Faro Barcelona reserva-se o direito de anular ou modificar qualquer modelo sem aviso prévio e sem que seja motivo de reclamações.</p> <p>As condições, características e preços dos produtos que aparecem neste catálogo são os vigentes na data de impressão do catálogo salvo erro tipográfico e estão sujeitos a possíveis modificações. Os preços mostrados são preços de venda ao público (PVP).</p> <p>IVA NÃO INCLuíDO NA LISTA DE PREÇOS</p> <p>Lista de preços não é válida para a Itália e Suíça.</p> <p>Mediante comunicação prévia à Lorefar, apenas se aceitará a mercadoria devolvida por defeito, nunca por vidros partidos ou falta de algum componente. Nestes casos pedimos que entrem em contacto connosco para lhes enviarmos urgentemente as peças requeridas.</p> <p>Não serão admitidas alterações nem devoluções de mercadoria em bom estado. Em caso de aceitação explícita por parte da Lorefar, na sua recepção e comprovação emitir-se-á um débito de 20% a título de depreciação e classificação da mercadoria.</p>	<p>Die Information über unsere Produkte kann im Zusammenhang mit den Verbesserungen ihrer technischen Eigenschaften und ihres Designs jederzeit geändert werden.</p> <p>Faro Barcelona behält sich das Recht vor, seine Modelle jederzeit und ohne vorherige Ankündigung vom Markt zu nehmen, ohne dass sich daraus ein Anrecht auf Beschwerden ableiten könnte.</p> <p>Die Bedingungen, Eigenschaften und Preise der Produkte in diesem Katalog gelten zum Datum der Drucklegung des Katalogs vorbehaltlich Druckfehler und können jederzeit geändert werden. Diese Preise gelten für den Direktverkauf an den Kunden.</p> <p>DIE MEHRWERTSTEUER IST NICHT IN DEN PREISEN EINGESCHLOSSEN</p> <p>Preisliste gilt nicht für Italien und die Schweiz.</p> <p>Nach vorheriger Kommunikation kann Lorefar die Rücklieferung von schadhafter Ware akzeptieren, jedoch niemals wegen beschädigten Glasteilen oder fehlenden Komponenten. In letzteren Fällen setzen Sie sich bitte zwecks schneller Zusage der notwendigen Teile in Verbindung.</p> <p>Wir tauschen keine Waren in gutem Zustand um oder nehmen sie zurück. Bei ausdrücklicher Annahme durch Lorefar nach Erhalt und Überprüfung stellen wir Ihnen 20% des Preises für Wertverminderung und Handhabung der Ware in Rechnung.</p>	<p>De informatie over onze producten kan gewijzigd worden met als doel de technische eigenschappen of het design te verbeteren.</p> <p>Faro Barcelona behoudt zich het recht voor onaangekondigd modellen te schrappen of te wijzigen en zonder dat dit aanleiding tot een klacht wordt.</p> <p>Voorwaarden, eigenschappen en prijzen van de producten in deze catalogus zijn geldig op het moment van druk van de catalogus tenzij sprake is van een drukfout. Zij zijn onderhevig aan mogelijke wijzigingen. De getoonde prijzen betreffen verkoopprijzen.</p> <p>Btw NIET BIJ DE PRIJS INBEGREPEN</p> <p>Tarifa niet geldig voor Italië en Zwitserland.</p> <p>Lorefar aanvaardt uitsluitend defecte teruggezonden goederen nadat zij hierover van tevoren op de hoogte is gesteld. Dit geldt niet voor gebroken glas of het ontbreken van onderdelen. In deze gevallen wordt u verzocht met ons contact op te nemen zodat wij u zo snel mogelijk de gewenste onderdelen kunnen toezenden.</p> <p>Ruilen of terugsturen van goederen in correcte staat is niet toegestaan. In geval van uitdrukkelijke aanvaarding door Lorefar wordt bij ontvangst en controle een heffing van 20% voor waardevermindering en classificatie van de goederen toegepast.</p>	<p>Οι πληροφορίες σχετικά με τα προϊόντα μας ενδέχεται να τροποποιηθούν με στόχο τη βελτίωση των τεχνικών χαρακτηριστικών ή του σχεδίου.</p> <p>Η Faro Barcelona διατηρεί το δικαίωμα ακύρωσης ή τροποποίησης οποιουδήποτε μοντέλου χωρίς προηγούμενη προειδοποίηση και χωρίς αυτό να αποτελεί αιτία απαίτησης επιστροφής χρημάτων.</p> <p>Οι όροι, τα χαρακτηριστικά και οι τιμές των προϊόντων που παρουσιάζονται σε αυτόν τον κατάλογο είναι αυτά που ισχύουν κατά την ημερομηνία της εκτύπωσης του καταλόγου, εκτός τυπογραφικών λαθών, και υπόκεινται σε αλλαγές. Οι τιμές που εμφανίζονται είναι τιμές λιανικής.</p> <p>Ο ΦΠΑ ΔΕΝ ΣΥΜΠΕΡΙΛΑΜΒΑΝΕΤΑΙ ΣΤΗΝ ΤΙΜΗ</p> <p>Μετά από συνηνόηση με τη Lorefar, γίνονται αποδεκτές επιστροφές μόνο αν πρόκειται για ελαττωματικά εμπορεύματα και όχι για θραύση κρυστάλλων ή απουσία κάποιου στοιχείου. Στις περιπτώσεις αυτές, παρακαλούμε να έχετε σε επαφή μαζί μας για να σας στείλουμε επείγοντως τα απαιτούμενα μέρη.</p>
RUS	CZ	BL	PL
<p>Информация относящаяся к нашей продукции может быть модифицирована с целью улучшить технические или внешние характеристики.</p> <p>Faro Barcelona сохраняет за собой право аннулировать или модифицировать любую модель без предупреждения и без того что это послужит причиной для жалоб.</p> <p>Δεν γίνονται αποδεκτές αλλαγές ή επιστροφές για εμπορεύματα σε καλή κατάσταση. Σε περίπτωση ρητής αποδοχής εκ μέρους της Lorefar, κατά την παραλαβή και τον έλεγχο τους θα πραγματοποιηθεί χρέωση 20% για έξοδα απόσβεσης και ταξινόμησης των εμπορευμάτων.</p> <p>Условия, характеристики и цены на изделия, указанные в данном каталоге, действительны на дату его выпуска, за исключением опечаток в каталоге, и могут быть изменены. В каталоге указаны розничные цены.</p> <p>БЕЗ УЧЕТА НДС</p> <p>В соответствии с правилами, компания Lorefar принимает возврат изделий только при наличии дефектов, но ни в коем случае не при разбитии стекла или отсутствии какой-либо детали. В таком случае, пожалуйста, свяжитесь с нами, чтобы мы отправили вам необходимые детали. Товар в рабочем состоянии не подлежит обмену или возврату. В случае подтверждения компанией Lorefar наличия дефектов, после возврата и проверки, начисляется 20% стоимости с учетом амортизации и классификации товаров.</p>	<p>Technické informace uvedené v katalogu mohou být modifikovány za účelem zdokonalování vlastností svítidel nebo jejich designu.</p> <p>Producent Faro Barcelona si vyhrazuje právo konstrukčních změn nabízených modelů bez předcházejícího oznámení a tato skutečnost nemůže být předmětem jakékoliv stížnosti či reklamací.</p> <p>Podmínky, technické specifikace a ceny produktů uvedené v katalogu jsou platné ke dni vydání katalogu.</p> <p>Producent si vyhrazuje právo konstrukčních změn nabízených modelů, pokud tyto nepovedou k zásadním změnám charakteru výrobků. Informace z tohoto katalogu postrádají platnosti v den vydání katalogu nového.</p> <p>VŠECHNY CENY JSOU UVEDENY BEZ DPH., Zboží může být vráceno pouze po předchozím souhlasu od sPolečnosti PAXI, na základě poruchy nebo vady ovšem nikdy na základě poškozeného skla nebo chybějícího dílu. V takových případech nás, prosím, kontaktujte, abychom Vám mohli požadované části svítidel urgentně zaslat. Výměny nebo vrácení zboží v dobrém technickém stavu je nepřijatelné.</p>	<p>Техническая информация, представленная в нашатай каталог , може да бъде променяна с цел да подобри представянето или дизайна на продуктите.</p> <p>Фаро Барселона си запазва правото да отменя или променя всеки модел без предварително осведомяване и без това да се счита причина за оплаквания.</p> <p>Условията, техническите характеристики и цените на продуктите показани в този каталог са ефективни към датата на отпечатването на каталога, с изключение на грешки при отпечатване и са обект на възможни промени.</p> <p>ЦЕНИТЕ НЕ ВКЛЮЧВАТ ДДС.</p> <p>Връщане на каталога са публичните цени.</p> <p>Връщане на стока ще да бъдат приета единствено след писмено осведомяване на ЛОРЕФАР на основание дефекти и в никакъв случай на основание счупено стъкло или липсващи части. В такива случаи моля свържете се с нас, за да ви изпратим липсващите части по спешност.</p> <p>Размяна или връщане на стока в добро състояние няма да бъде извършвана. В случай на спешно приемане от ЛОРЕФАР 20 % такса ще бъде наложена за приемане и проверка, за обезценяване и класификация на продуктите.</p>	<p>Informacje techniczne wyszczególnione w naszym katalogu mogą być modyfikowane w celu poprawienia właściwości lub wzornictwa produktów.</p> <p>Faro Barcelona ma prawo do anulowania i modyfikowania każdego z modeli bez uprzedniego informowania i nie przyjmuje skarg z tego tytułu.</p> <p>Warunki, opis techniczny oraz ceny artykułów , które pojawiają się w katalogu są aktualne do czasu przedruku katalogu za wyjątkiem pomyłek w druku, które podlegają ewentualnej zmianie. Ceny w katalogu są cenami publicznymi.</p> <p>CENY NIE ZAWIERAJĄ STAWKI VAT.</p> <p>Ewentualne zwroty mogą być zaakceptowane po uprzedniej zgodzie przez Lorefar na podstawie stwierdzenia , że są wadliwe, nigdy nie przyjmowane są zwroty artykułów, z powodu stłuczenia szkła czy brakujących części, w tym przypadku prosimy o kontakt w celu wysłania potrzebnych części w trybie natychmiastowym.</p> <p>Wymiany lub zwroty artykułów w dobrym stanie nie będą zaakceptowane. W przypadku wyraźnej akceptacji przez Lorefar, 20% opłaty może być poniesiona na otrzymanie i sprawdzenie, w celu skłasyfikowania uszkodzenia artykułu.</p>

EN	ES	FR	ITA
<p>Faro Barcelona Technical Laboratory Faro Barcelona has extended the capacity of its Quality Control Department by equipping its laboratory with machinery that can conduct the following tests:</p> <ul style="list-style-type: none"> - IP Tests. - Incandescent thread. - Electric shocks. - Thermal and mechanical resistance. - Impacts. - Consumption and power factors. <p>Thanks to these advances, Faro Barcelona has raised the bar regarding the thoroughness of its tests and ensures that European regulations and standards are complied with fully.</p> <p>Faro collaborates on improvements to the environment With its commitment to efficient light bulbs and its contribution to energy saving and the campaign against global warming. In Faro catalogues, next to the standard-use light bulb given for each item, you will see the recommended bulb, highlighted by this symbol: [LED ref.]</p>	<p>Laboratorio técnico propio de Faro Barcelona Faro Barcelona ha ampliado la capacidad de su Departamento de Control de Calidad, dotando su laboratorio de una maquinaria capaz de hacer los siguientes ensayos:</p> <ul style="list-style-type: none"> - Pruebas de IP. - Hilo incandescente. - Choques eléctricos. - Resistencia térmica y mecánica. - Choques de impacto. - Consumos y factores de potencia. <p>Gracias a estos avances, Faro Barcelona eleva el nivel de rigurosidad en sus ensayos y garantiza el estricto cumplimiento de las normativas y estándares europeos.</p> <p>Faro colabora en la mejora del medio ambiente Apostando por las bombillas eficientes y contribuyendo con el ahorro energético y la lucha contra el calentamiento global. En los catálogos Faro podrá encontrar junto a la bombilla de uso standard de cada artículo cual es la bombilla que recomendamos y lo diferenciamos con este símbolo: [LED ref.]</p>	<p>Laboratoire technique appartenant à Faro Barcelona Faro Barcelona a élargi la capacité de son Département de contrôle qualité, en dotant son laboratoire de machines capables de procéder aux essais suivants:</p> <ul style="list-style-type: none"> - Essais d'IP - Fil incandescent. - Chocs électriques. - Résistance thermique et mécanique. - Chocs d'impact. - Consommations et facteurs de puissance. <p>Grâce à ces avancées, Faro Barcelona élève le niveau de rigueur de ses essais et garantit le strict respect des réglementations et normes européennes.</p> <p>Faro participe à l'amélioration de l'environnement En misant sur des ampoules efficaces, en contribuant aux économies d'énergie et en participant à la lutte contre le réchauffement de la planète. Dans les catalogues Faro, vous trouverez, à côté de l'ampoule standard utilisée pour chaque article, l'ampoule recommandée et identifiée par ce symbole: [LED ref.]</p>	<p>Laboratorio tecnico proprio di Faro Barcelona Faro Barcellona ha ampliato la capacità del suo Dipartimento di Controllo della Qualità, dotando il suo laboratorio di macchinari in grado di realizzare i seguenti test:</p> <ul style="list-style-type: none"> - Prove di IP. - Filo incandescente. - Scariche elettriche. - Resistenza termica e meccanica. - Test di impatto. - Consumi e fattori di potenza. <p>Grazie a questi progressi, Faro Barcelona alza il livello di rigorosità nei suoi test e garantisce il rigido rispetto delle normative e degli standard europei.</p> <p>Faro collabora al miglioramento dell'ambiente Scorrendo sulle lampadine efficienti e contribuendo al risparmio energetico e alla lotta contro il riscaldamento globale. Nei cataloghi Faro potrete trovare, assieme alla lampadina d'uso standard di ogni articolo, la lampadina di basso consumo consigliata e che si distingue con questo simbolo: [LED rif.]</p>
PT	GER	NL	GRK
<p>Laboratório técnico próprio da Faro Barcelona A Faro Barcelona ampliou a capacidade do seu Departamento de Controlo de Qualidade, dotando o seu laboratório de uma maquinaria capaz de fazer os seguintes ensaios:</p> <ul style="list-style-type: none"> - Testes de IP - Fio incandescente. - Choques eléctricos. - Resistência térmica e mecânica. - Choques de impacto. - Consumos e factores de potência. <p>Graças a estes avanços, a Faro Barcelona eleva o nível de rigor nos seus ensaios e garante o estrito cumprimento das normas e padrões europeus.</p> <p>A Faro colabora na melhoria do meio ambiente Apostando nas lâmpadas eficientes e contribuindo para a poupança energética e para a luta contra o aquecimento global. Nos catálogos Faro poderá encontrar, junto à lâmpada de uso padrão de cada artigo, a lâmpada recomendada e que se diferencia com este símbolo: [LED ref.]</p>	<p>Eigenes technisches Labor von Faro Barcelona Faro Barcelona hat die Leistungsfähigkeit seiner Qualitätssicherungsabteilung durch die Ausstattung seines Labors mit Einrichtungen für folgende Tests erweitert.</p> <ul style="list-style-type: none"> - IP-Tests. - Thermische und mechanische - Elektroschocks Widerstandskraft - Mechanische Stöße - Verbrauchs- und Leistungsaspekte - Glühfäden <p>Dank dieser Erweiterungen kann Faro Barcelona jetzt seine Produktprüfungen noch wesentlich rigoröser durchführen und eine strikte Erfüllung der europäischen Normen und Standards garantieren.</p> <p>Faro bemüht sich ständig um den Umweltschutz Daher verwenden wir immer mehr effiziente Leuchtmittel und tragen damit zum Einsparen von Energie und zum Kampf gegen die Klimaerwärmung bei. In den Katalogen von Faro finden Sie neben den Standard-Leuchtmitteln für die einzelnen Artikel auch jeweils passende Sparbirnen, die mit folgendem Symbol gekennzeichnet sind: [LED ref.]</p>	<p>Eigen technisch laboratorium van Faro Barcelona Faro Barcelona heeft de capaciteit van haar Afdeling Kwaliteitscontrole uitgebreid met een laboratorium waarin de volgende testen kunnen worden uitgevoerd:</p> <ul style="list-style-type: none"> - Testen van de IP-code - Gloeidraad. - Elektrische schokken. - Thermische en mechanische weerstand. - Schok door impact. - Verbruik en vermogensfactoren. <p>Dankzij deze vooruitgang is er bij Faro Barcelona sprake van een hoger striktheidsniveau tijdens het testen en garandeert een strikte naleving van de Europese normen en standaards.</p> <p>Faro werkt mee aan de verbetering van het milieu Middels het gebruik van efficiënte lampen. Zo draagt zij bij aan de energiebesparing en aan de strijd tegen de opwarming van de aarde. In de catalogi van Faro treft u naast de lamp voor standaardgebruik van ieder artikel de aanbevolen lamp met laag verbruik aan die met dit symbool wordt onderscheiden: [LED ref.]</p>	<p>Faro Barcelona Technical Laboratory Η Faro Barcelona έχει διευρύνει τις δυνατότητες του Τμήματος Ελέγχου Ποιότητας, εξοπλίζοντας το εργαστήριό της με μηχανήματα που πραγματοποιούν τα εξής τεστ:</p> <ul style="list-style-type: none"> - Τεστ IP - Νήμα πυρακτώσεως. - Ηλεκτροπληξία. - Θερμική και μηχανική αντοχή. - Κρούση. - Κατανάλωση και παράγοντες ισχύος. <p>Χάρη σε αυτές τις εξελίξεις, η Faro Barcelona αυξάνει το επίπεδο αυστηρότητας στις δοκιμές της και εξασφαλίζει την απόλυτη τήρηση των ευρωπαϊκών κανονισμών και προτύπων.</p> <p>Η Faro συμβάλλει στη βελτίωση του περιβάλλοντος Χρησιμοποιώντας αποδοτικούς λαμπτήρες και συμβάλλοντας στην εξοικονόμηση ενέργειας και την καταπολέμηση της υπερθέρμανσης του πλανήτη. Στους καταλόγους της Faro μπορείτε να βρείτε, μαζί με τον συμβατικό λαμπτήρα για κάθε προϊόν, τον αντιστάσιμο λαμπτήρα χαμηλής κατανάλωσης που διακρίνεται με αυτό το σύμβολο: [LED αναφ.]</p>
RUS	CZ	BL	PL
<p>Собственная техническая лаборатория компании Faro Barcelona Потенциал Отдела контроля качества компании Faro Barcelona увеличился благодаря появлению в лаборатории оборудования, с помощью которого можно проводить следующие испытания:</p> <ul style="list-style-type: none"> - Тестирование IP - Механическое и - Поражение электрическим током. - Тепловое сопротивление - Воздействие от столкновения - Потребление и - Спираль накаливания, коэффициент мощности. <p>Благодаря этому компания Faro Barcelona предъявляет все более жесткие требования к проведению исследований и обеспечивает строгое соответствие европейским стандартам и нормам.</p> <p>Faro заботится об окружающей среде делая ставку на эффективные электрические лампы, позволяющие экономить энергию и бороться с глобальным потеплением. В каталогах Faro можно найти как стандартные лампы различных типоразмеров, так и рекомендуемые энергосберегающие лампы, отмеченные специальным символом: [LED ссы.]</p>	<p>Собственная техническая лаборатория компании Faro Barcelona Потенциал Отдела контроля качества компании Faro Barcelona увеличился благодаря появлению в лаборатории оборудования, с помощью которого можно проводить следующие испытания:</p> <ul style="list-style-type: none"> - Тестирование IP - Механическое и - Поражение электрическим током. - Тепловое сопротивление - Воздействие от столкновения - Потребление и - Спираль накаливания, коэффициент мощности. <p>Благодаря этому компания Faro Barcelona предъявляет все более жесткие требования к проведению исследований и обеспечивает строгое соответствие европейским стандартам и нормам.</p> <p>Používáním efektivních žárovek přispívá firma Faro Ke zlepšení životního prostředí. úspoře elektrické energie a boji proti globálnímu oteplování. V katalozech Faro naleznete vedle standardní žárovky vhodné pro jednotlivé zboží i doporučenou žárovku s nízkou spotřebou, která je označena tímto symbolem: [LED ref.]</p>	<p>Собствена техническа лаборатория на Faro Barcelona Faro Barcelona разшири капацитета на своя Отдел за контрол на качеството, като обзаведе лабораториите си с оборудване за осъществяване на следните изпитвания:</p> <ul style="list-style-type: none"> - Изпитвания за степен на защита (IP) - Изпитвания за степен на защита (IP) - Термична и механична - Токови удари.Сустойчивост. - Удари в твърд предмет - Консумирана мощност - Нажежена жичка, и коэффициент на мощността. <p>По този начин Faro Barcelona повишава точността на изпитванията и гарантира стриктно спазване на европейските.</p> <p>Faro съдейства за подобряване на околната среда чрез използване на енергоспестяващи крушки, с което дава своя принос в борбата с глобалното затопляне. В каталозите на Faro всеки продукт може да се използва както със стандартна, така и с енергоспестяваща крушка, която е препоръчителна и е означена със следния символ: [LED спр.]</p>	<p>Laboratorium techniczne należąca do Faro Barcelona Firma Faro Barcelona rozszerzyła zakres kompetencji swojego Działu Kontroli Jakości, wyposażając laboratorium w urządzenia wykonujące następujące testy:</p> <ul style="list-style-type: none"> - Próby IP - Włókno żarzenia. - Porażenia prądem. - Wytrzymałość termiczna i mechaniczna. - Wstrząsy - Zużycie i czynniki mocy. <p>Dzięki tym procedurom firma Faro Barcelona zaostrzyła poziom testów, gwarantując bezwzględne przestrzeganie norm i standardów europejskich.</p> <p>Firma Faro chroni środowisko Stawiając na wydajne żarówki i oszczędność energii, przyczyniając się tym samym do walki z globalnym ociepleniem. Oprócz informacji o standardowych żarówkach, katalogi Faro zawierają zalecenia dotyczące żarówek energooszczędnych wyróżnione tym symbolem: [LED odn.]</p>

164	Ref	Pag.	Ref	Pag.	Ref	Pag.	Ref	Pag.
	32000	117	32033WP	125	33179	153	33394WP	119
	32000-9	117	32033WP-9	125	33180	153	33394WP-9	119
	32000WP	117	32034	125	33183	153	33395	119
	32000WP-9	117	32034-9	125	33185	153	33395-10	119
	32001	117	32034WP	125	33186	153	33395D	121
	32001-9	117	32034WP-9	125	33274	103	33395D-10	121
	32001WP	117	32035	125	33284	100	33395DWP	121
	32001WP-9	117	32035-10	125	33287	100	33395DWP-10	121
	32002	117	32035WP	125	33288	100	33395WP	121
	32002-10	117	32035WP-10	125	33292	101	33395WP-10	121
	32002WP	117	32036	125	33314	97	33396	85
	32002WP-10	117	32036-10	125	33341	75	33397	81
	32003	117	32036WP	125	33341-2	75	33398	119
	32003-10	117	32036WP-10	125	33341K	171	33398-10	119
	32003WP	117	32037	125	33341WP	75	33398D	121
	32003WP-10	117	32037-10	125	33341WP-2	75	33398D-10	121
	32004	117	32037WP	125	33345	75	33398DWP	121
	32004-10	117	32037WP-10	125	33345-2	75	33398DWP-10	121
	32004WP	117	32038	123	33345WP	75	33398WP	121
	32004WP-10	117	32038-9	123	33345WP-2	75	33398WP-10	121
	32005	117	32038WP	123	33346	89	33399	119
	32005-9	117	32038WP-9	123	33346WP	89	33399-10	119
	32005WP	117	32039	123	33349	35	33399D-10	121
	32005WP-9	117	32039-9	123	33350	101	33399D	121
	32006	117	32039WP	123	33351	101	33399DWP	121
	32006-10	117	32039WP-9	123	33352	102	33399DWP-10	121
	32006WP	117	32040	123	33352B	102	33399WP	121
	32006WP-10	117	32040-10	123	33363	39	33399WP-10	121
	32020	115	32040WP	123	33370	73	33415	143
	32020-9	115	32040WP-10	123	33372	90	33416	143
	32020WP	115	32041	123	33373	73	33417	119
	32020WP-9	115	32041-10	123	33374	125	33417-10	119
	32025	115	32041WP	123	33374-9	125	33417WP	119
	32025-9	115	32041WP-10	123	33374WP	125	33417WP-10	119
	32025WP	115	32042	123	33374WP-9	125	33418	119
	32025WP-9	115	32042-10	123	33381	117	33418-10	119
	32026	115	32042WP	123	33381-9	117	33418WP	119
	32026-10	115	32042WP-10	123	33381WP	117	33418WP-10	119
	32026WP	115	32043	123	33381WP-9	117	33423	151
	32026WP-10	115	32043-10	123	33382	115	33423-10	151
	32027	115	32043WP	123	33382-9	115	33423WP	151
	32027-10	115	32043WP-10	123	33382WP	115	33423WP-10	151
	32027WP	115	32060	125	33382WP-9	115	33424	151
	32027WP-10	115	32060-10	125	33384	93	33424-10	151
	32028	115	32060WP	125	33385	93	33424WP	151
	32028-10	115	32060WP-10	125	33386	93	33424WP-10	151
	32028WP	115	32100	119	33390	171	33425	151
	32028WP-10	115	32100-10	119	33391	171	33425-10	151
	32029	115	32100WP	119	33393	123	33425WP	151
	32029-9	115	32100WP-10	119	33393-9	123	33425WP-10	151
	32029WP	115	33001	54	33393WP	123	33426	151
	32029WP-9	115	33002	54	33393WP-9	123	33426-9	151
	32030	115	33005	132	33394	119	33426WP	151
	32030-10	115	33011	147	33394-9	119	33426WP-9	151
	32030WP	115	33019	104	33394D	121	33427	151
	32030WP-10	115	33102	140	33394D-9	121	33427-10	151
	32033	125	33110	55	33394DWP	121	33427WP	151
	32033-9	125	33111	55	33394DWP-9	121	33427WP-10	151

Ref	Pag.	Ref	Pag.	Ref	Pag.	Ref	Pag.	165
33428	151	33488	127	33600	136	33780WP	56	
33428-10	151	33489	109	33603	137	33782	62	
33428WP	151	33489-15	109	33604	137	33802	67	
33428WP-10	151	33489K	171	33605	137	33802WP	67	
33429	151	33489WP	109	33606	145	33803	66	
33429-10	151	33489WP-15	109	33607	129	33803WP	66	
33429WP	151	33490	109	33608	129	33804	64	
33429WP-10	151	33490-16	109	33610	144	33804WP	64	
33430	37	33490K	171	33611	142	33904	156	
33430WP	37	33490WP	109	33695	135	33907	156	
33432	37	33490WP-16	109	33696	135	33928	156	
33432WP	37	33491	95	33697	135	33929	156	
33446	63	33491-4	95	33698	135	33937	156	
33446WP	63	33491K	171	33699	135	33944	156	
33447	63	33492	95	33700	99	33948	156	
33447WP	63	33492-5	95	33701	99	33954	156	
33450	154	33492K	171	33702	99	33957	156	
33451	113	33494	29	33703	148	33958	156	
33451WP	113	33494WP	29	33704	149	33959	156	
33454	146	33495	29	33705	99	33960	156	
33455	146	33495WP	29	33706	149	33962	156	
33460	79	33496	25	33710	105	33964	156	
33461	31	33504	41	33710-13	105	33965	156	
33462	31	33505	41	33711	131	33971	156	
33463	41	33506	53	33711-11	131	33974	156	
33464	41	33507	53	33712	131	34000	31	
33465	31	33508	139	33712-12	131	34001	31	
33466	43	33509	139	33713	131	34002	31	
33470	91	33511	51	33713-13	131	34003	43	
33471K	171	33511WP	51	33714	171	34004	43	
33471N	95	33512	33	33715	155	34005	43	
33471N-3	95	33512-1	33	33716	171	34006	31	
33472K	171	33512WP	33	33717	171	34007	31	
33472N	96	33512WP-1	33	33718	47	34008	31	
33472N-6	96	33513	171	33719	47	34009	31	
33475	128	33514	107	33720	155	34010	31	
33475-17	128	33514WP	107	33721	77	34011	31	
33476	171	33516	73	33721WP	77	34100	61	
33478	127	33517	139	33722	77	34100WP	61	
33478WP	127	33518	73	33722WP	77	34150	27	
33479	127	33519	51	33723	141	34151	29	
33480	109	33519WP	51	33724	83	34200	27	
33480-14	109	33522	69	33724WP	83	34200WP	27	
33480WP	109	33522WP	69	33725	59	34250	23	
33480WP-14	109	33523	69	33726	59			
33481	111	33523WP	69	33727	47			
33481-7	111	33524	71	33728	47			
33481WP	111	33524WP	71	33729	65			
33481WP-7	111	33548	57	33729WP	65			
33482	111	33548WP	57	33750	87			
33482-8	111	33549	48	33751	87			
33482WP	111	33549WP	48	33752	106			
33482WP-8	111	33552	49	33753	106			
33483	171	33552WP	49	33756	133			
33484	171	33553	45	33756WP	133			
33486	171	33553WP	45	33770	88			
33487	127	33554	45	33770WP	88			
33487WP	127	33554WP	45	33780	56			

FARRO
BARCELONA

52

FUEC

CATC





The path has already begun, it is a conscious road and there is no turning back. Changing times, unprecedented disruption and sustainability. Step by step we innovate through our designs, products and solutions to contribute to a better world for all.